



US00D753629S

(12) **United States Design Patent**
Plattard

(10) **Patent No.:** **US D753,629 S**

(45) **Date of Patent:** **** Apr. 12, 2016**

(54) **SPEAKER**

H04R 2201/021; H04R 2400/00; H04R
2400/07; H04R 2499/11; H04R 2499/13;
H04R 2499/15

(71) Applicant: **YAMAHA CORPORATION**,
Hamamatsu-shi, Shizuoka (JP)

See application file for complete search history.

(72) Inventor: **Yves Plattard**, Hamamatsu (JP)

(56) **References Cited**

(73) Assignee: **YAMAHA CORPORATION**, Shizuoka
(JP)

U.S. PATENT DOCUMENTS

(**) Term: **14 Years**

D497,154 S * 10/2004 Lin D14/204
D574,356 S * 8/2008 Wada D14/149
D672,749 S * 12/2012 Onoue D14/214
D689,460 S * 9/2013 Chen D14/172
D738,853 S * 9/2015 Savage D14/214

(21) Appl. No.: **29/512,048**

* cited by examiner

(22) Filed: **Dec. 16, 2014**

(30) **Foreign Application Priority Data**

Primary Examiner — Keli L Hill

Jun. 19, 2014 (JP) 2014-013399

(74) *Attorney, Agent, or Firm* — Sughrue Mion, PLLC

(51) **LOC (10) Cl.** **14-03**

(57) **CLAIM**

(52) **U.S. Cl.**

The ornamental design for a speaker, as shown and described.

USPC **D14/214**

DESCRIPTION

(58) **Field of Classification Search**

USPC D14/167, 168, 170–172, 188, 194–196,
D14/204, 207, 209.1, 210–216, 219, 221,
D14/222, 224, 496; 181/143, 144, 147, 148,
181/150, 153, 157, 198, 199; 381/300–303,
381/306, 332, 333, 336, 345, 361–364,
381/386–388; 369/6–12

FIG. 1 is a perspective view of the front, top and right side of
a speaker showing my new design;
FIG. 2 is a front view thereof;
FIG. 3 is a rear view thereof;
FIG. 4 is a left side view thereof;
FIG. 5 is a right side view thereof;
FIG. 6 is a top plan view thereof; and,
FIG. 7 is a bottom view thereof.

CPC B60R 11/0217; G06F 1/1688; H04M 1/03;
H04M 1/035; H04R 1/02; H04R 1/06; H04R
1/021; H04R 1/025; H04R 1/026; H04R
1/028; H04R 1/105; H04R 1/323; H04R
1/403; H04R 1/2803; H04R 1/2834; H04R
5/02; H04R 7/20; H04R 9/06; H04R 9/025;

The broken lines shown are included for the purpose of illus-
trating the unclaimed portions of a speaker and form no part
of the claimed design.

1 Claim, 3 Drawing Sheets

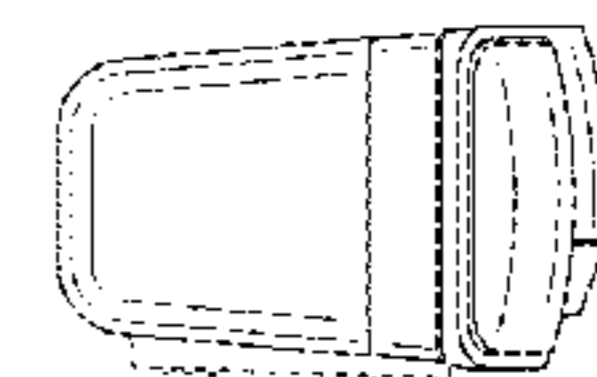
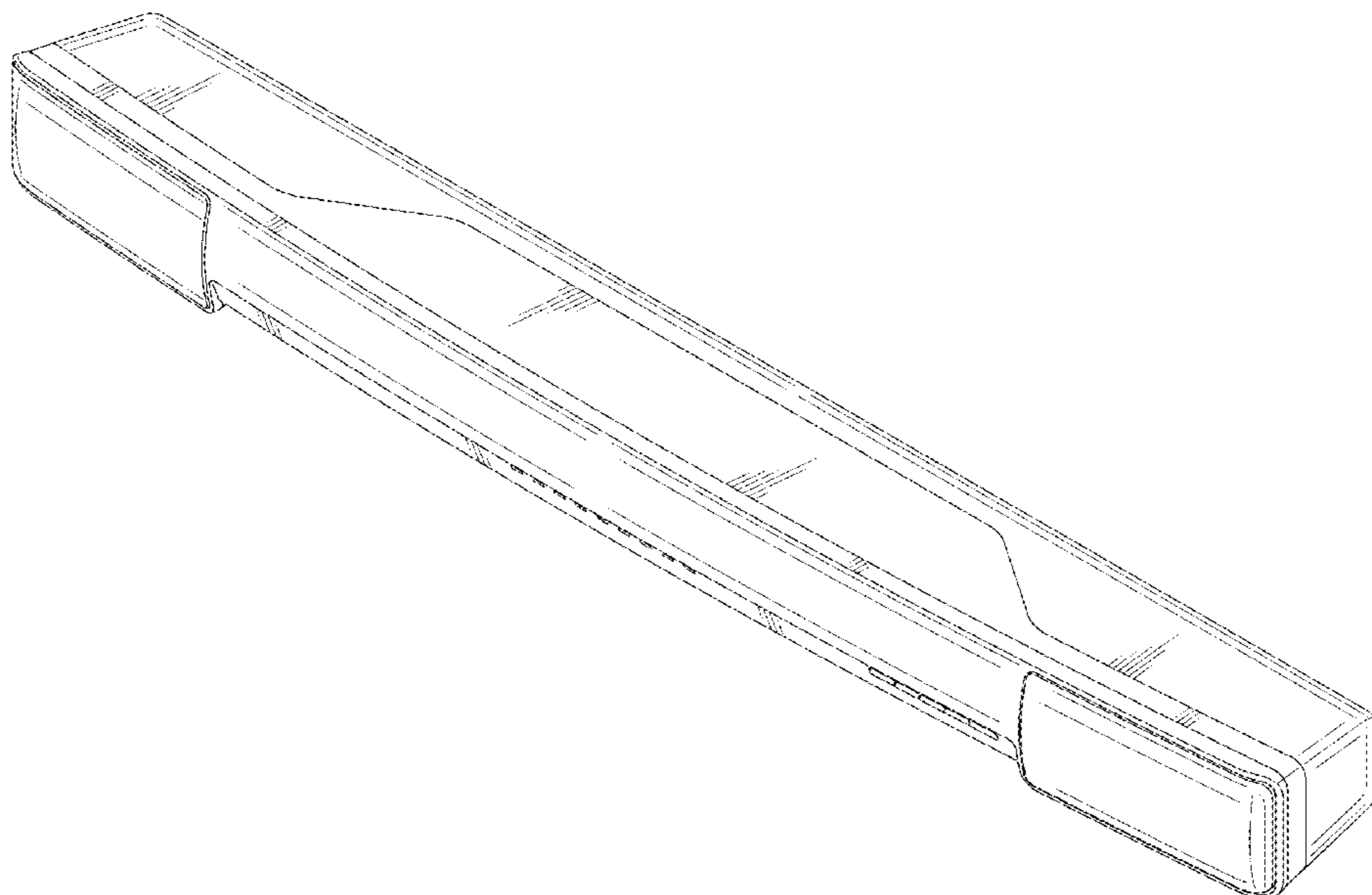


Fig. 1

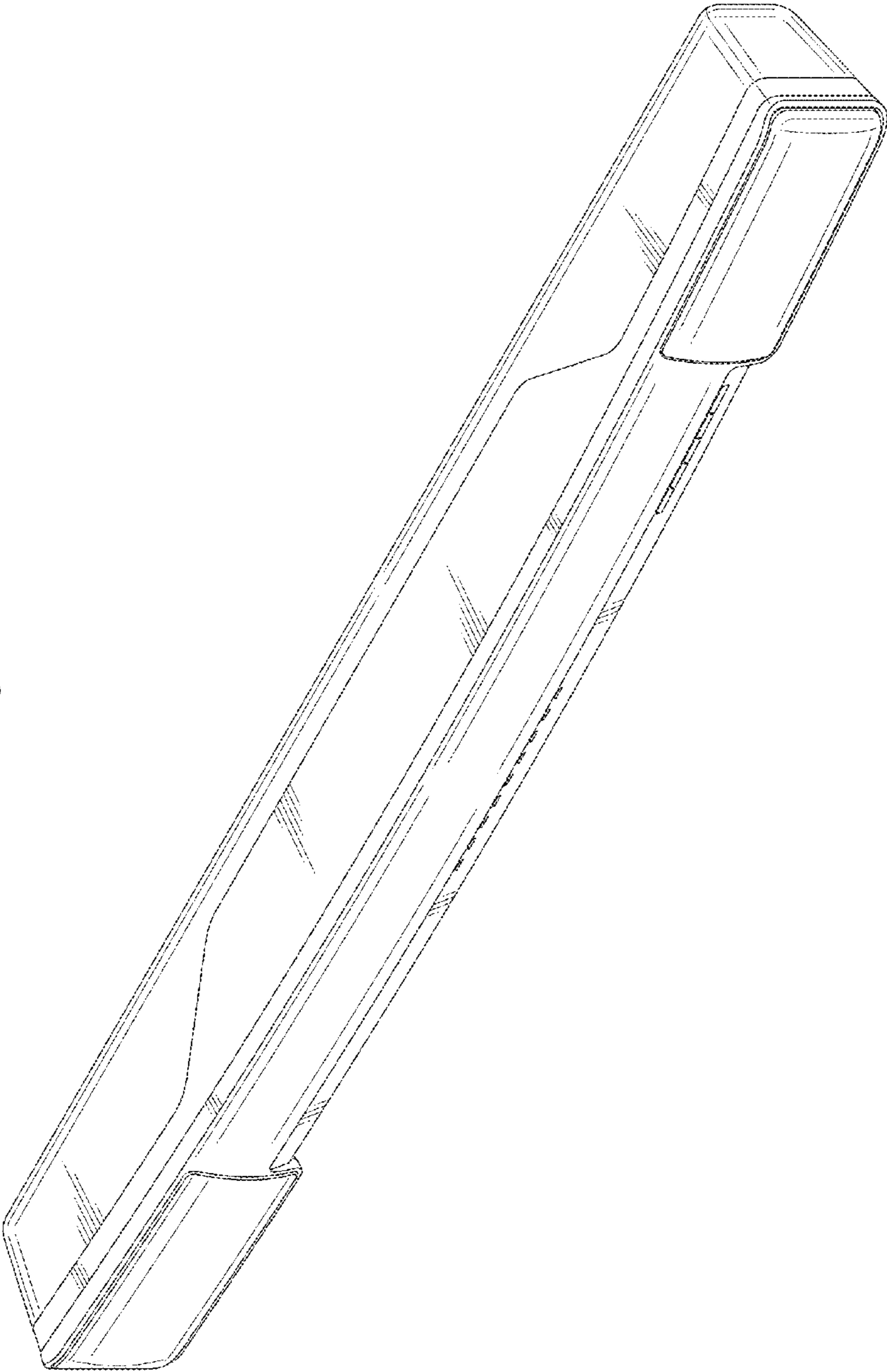


Fig. 2

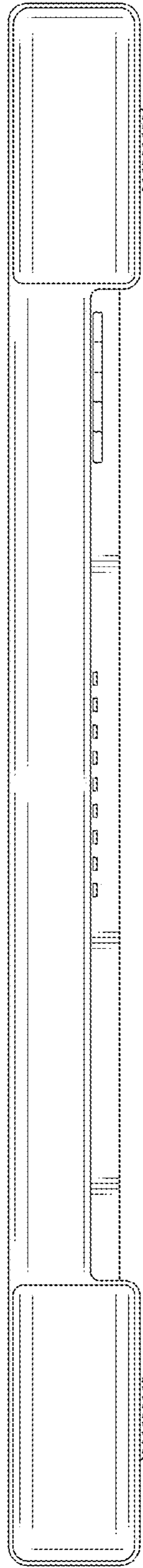


Fig. 3




Fig. 4

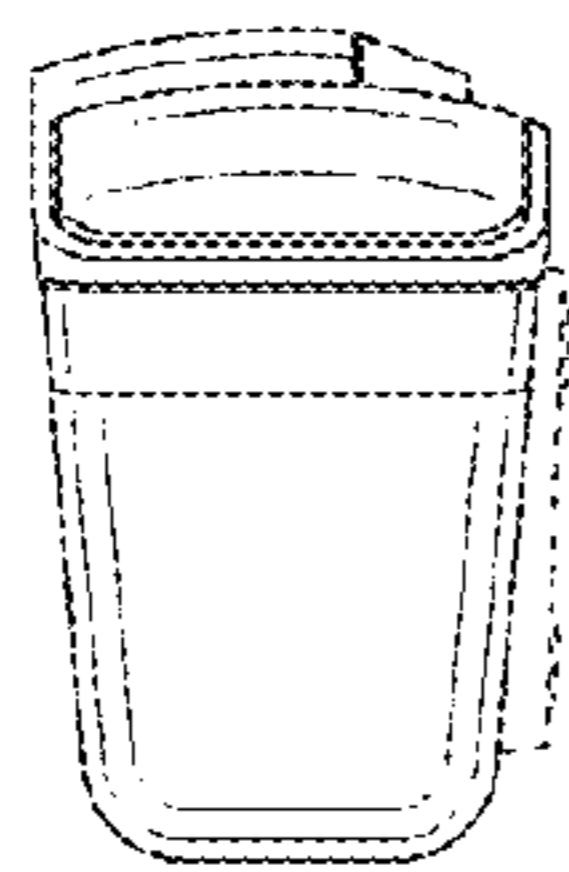


Fig. 5

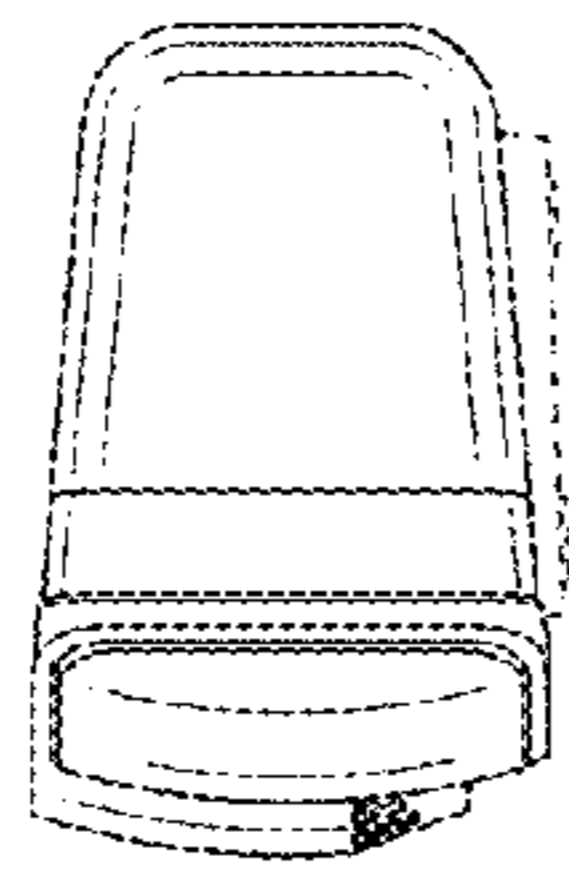


Fig. 6




Fig. 7

