



US00D753605S

(12) **United States Design Patent**
McPherson

(10) **Patent No.:** **US D753,605 S**
(45) **Date of Patent:** **** Apr. 12, 2016**

(54) **CABLE PROTECTOR**
(71) Applicant: **MCP IP, LLC**, Sparta, WI (US)
(72) Inventor: **Mathew A. McPherson**, Norwalk, WI (US)
(73) Assignee: **MCP IP, LLC**, Sparta, WI (US)
(**) Term: **14 Years**
(21) Appl. No.: **29/518,045**
(22) Filed: **Feb. 19, 2015**
(51) **LOC (10) Cl.** **13-03**
(52) **U.S. Cl.**
USPC **D13/155**
(58) **Field of Classification Search**
USPC D13/129, 133, 149, 151, 153–156, 184,
D13/199; 439/271, 275, 277, 283, 285,
439/279 R, 282; 174/74 R, 71 C, 650, 656,
174/665, 659; D8/354, 355
CPC H01R 4/10; H01R 4/18; H01R 4/38;
H01R 4/40; H01R 4/56; H01R 4/60; H01R
4/64; H02G 3/04
See application file for complete search history.

4,454,374 A * 6/1984 Pollack H02G 3/04
174/117 A
4,563,542 A * 1/1986 Pollack H02G 3/266
174/68.3
D293,766 S * 1/1988 Lamb 296/98
4,823,794 A * 4/1989 Pierce A61B 17/0401
606/232
5,168,128 A * 12/1992 Thomsen H02G 11/00
174/135
D355,582 S * 2/1995 Sleight D8/354
D381,959 S * 8/1997 Nakamura D13/156
5,820,095 A * 10/1998 Stone B43K 23/002
211/69.1
D406,749 S * 3/1999 Selk D8/356
D408,365 S * 4/1999 Sanders D13/153
D443,198 S * 6/2001 Snyder D25/164
6,392,147 B1 * 5/2002 Hier B60R 16/0215
174/135
D490,692 S * 6/2004 Williams D8/356
D539,230 S * 3/2007 Jordan D13/155
D669,392 S * 10/2012 Dunn D11/184
D684,122 S * 6/2013 Strater D13/153
D689,824 S * 9/2013 Ng D13/155
D708,585 S * 7/2014 Chen D13/155
2010/0132979 A1 * 6/2010 Chen H02G 3/32
174/135
2013/0341061 A1 * 12/2013 Kaihotsu H02G 3/0475
174/68.3

* cited by examiner

Primary Examiner — Derrick Holland
Assistant Examiner — Jennifer O King

(56) **References Cited**
U.S. PATENT DOCUMENTS

2,292,395 A * 8/1942 O'Brien H01R 31/00
174/101
2,470,788 A * 5/1949 O'Brien H02G 3/04
174/95
D183,842 S * 11/1958 Klosin D13/149
D185,959 S * 8/1959 Shroeder D13/125
3,517,370 A * 6/1970 Poingt H01R 13/115
174/138 F
3,696,920 A * 10/1972 Lahay A61B 9/0256
128/DIG. 26
4,114,241 A * 9/1978 Bisping F16L 3/13
248/68.1
4,258,515 A * 3/1981 Owen H02G 3/04
138/104
D262,617 S * 1/1982 Shumate D13/153
D266,483 S * 10/1982 Merry D8/356
D267,776 S * 2/1983 Holgersson D25/121


(57) **CLAIM**

The ornamental design for a cable protector, as shown and described.

DESCRIPTION

FIG. 1 is an isometric view of a cable protector;
FIG. 2 is an isometric view thereof shown in environmental use;
FIG. 3 is a back view thereof;
FIG. 4 is a front view thereof;
FIG. 5 is a left side view thereof;
FIG. 6 is a right side view thereof;
FIG. 7 is a top plan view thereof; and,
FIG. 8 is a bottom plan view thereof.
The broken lines shown represent unclaimed subject matter and form no part of the claimed design.

1 Claim, 3 Drawing Sheets






FIG. 1

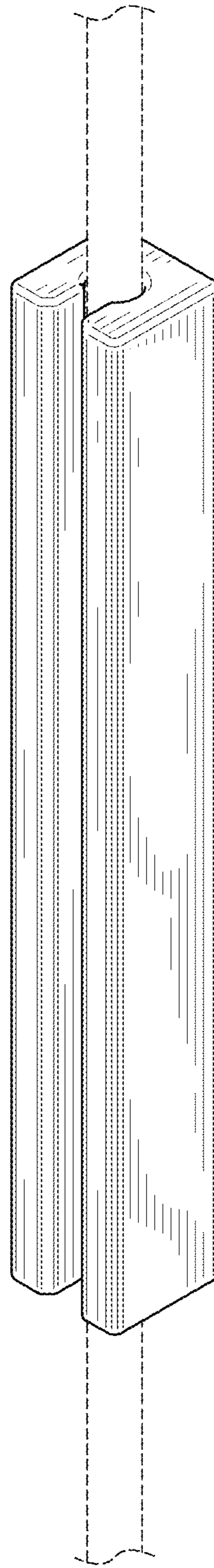


FIG. 2




FIG. 3

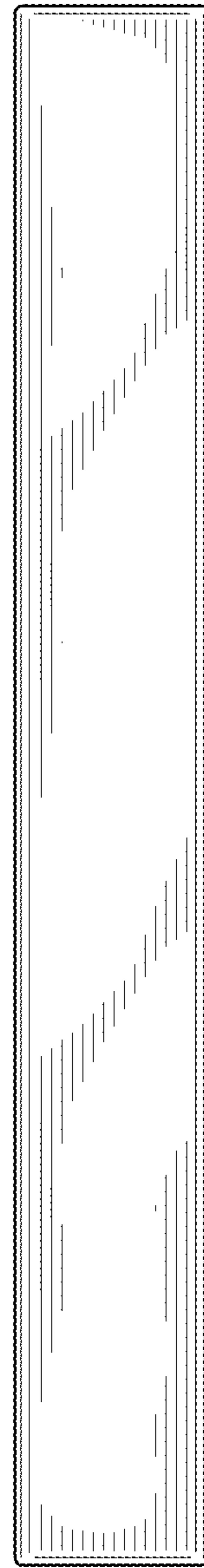


FIG. 4




FIG. 5

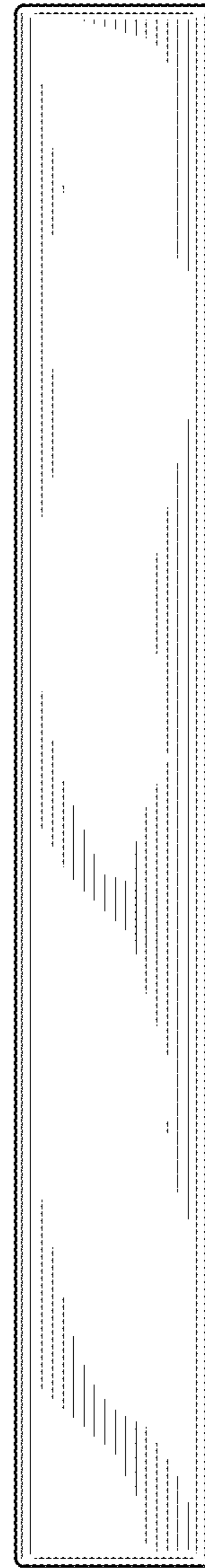


FIG. 6

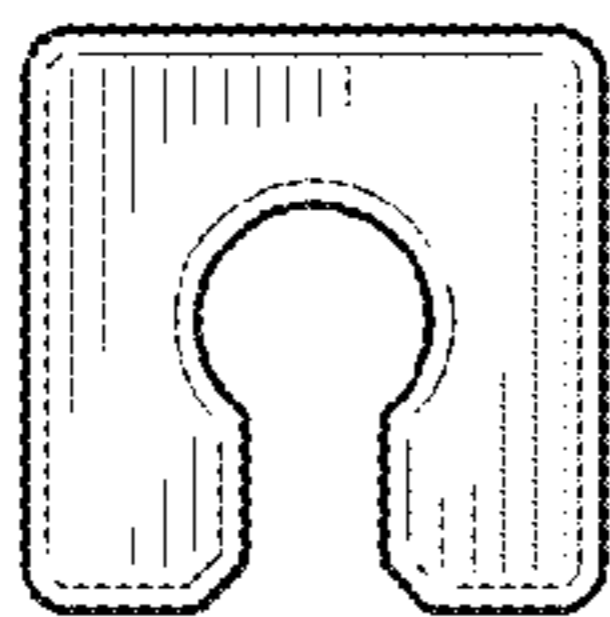


FIG. 7

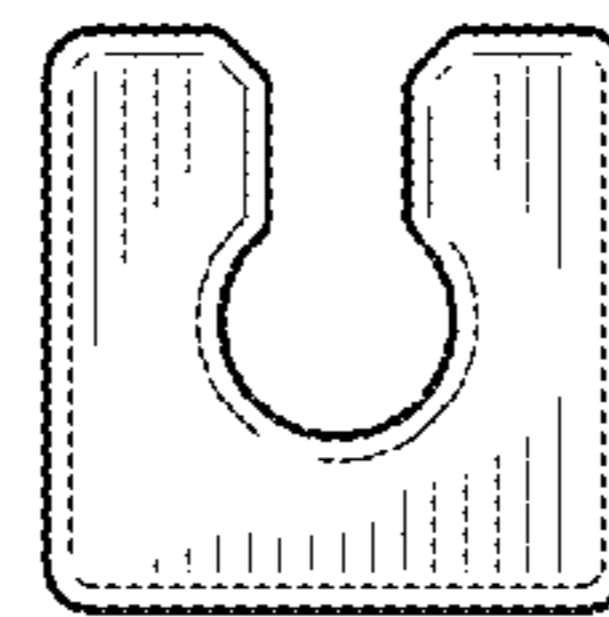


FIG. 8