

US00D753581S

(12) **United States Design Patent**  
**Oba**

(10) **Patent No.:** **US D753,581 S**  
(45) **Date of Patent:** **\*\* Apr. 12, 2016**

(54) **MOTORCYCLE TIRE**  
(71) Applicant: **BRIDGESTONE CORPORATION**,  
Chuo-ku, Tokyo (JP)

JP 1379882 S 2/2010  
JP 1382441 S 3/2010  
JP 1454434 S 10/2013  
JP 1495547 S 4/2014

(72) Inventor: **Hirofumi Oba**, Chuo-ku (JP)  
(73) Assignee: **BRIDGESTONE CORPORATION**,  
Tokyo (JP)

**OTHER PUBLICATIONS**

Japanese Design Gazette issued in Japanese Design Application No. 2014-000233 dated Jun. 16, 2014.  
News Release on Bridgestone Home Page: New Release of “Battlecross X30”, Published on Oct. 4, 2013 (JPO Design Division Prior Art Ref. No. HJ25043433), 3 pages.  
News Release on Bridgestone Home Page: New Release of “Battlecross X40”, Published on Oct. 4, 2013 (JPO Design Division Prior Art Ref. No. HJ25043434), 3 pages.

(\*\*) Term: **14 Years**  
(21) Appl. No.: **29/494,061**

\* cited by examiner

(22) Filed: **Jun. 17, 2014**

(30) **Foreign Application Priority Data**

Jan. 9, 2014 (JP) ..... 2014-000233  
(51) **LOC (10) Cl.** ..... **12-15**  
(52) **U.S. Cl.**  
USPC ..... **D12/571**  
(58) **Field of Classification Search**  
USPC ..... D12/533–603  
CPC ..... B60C 1/00; B60C 11/00; B60C 11/03  
See application file for complete search history.

*Primary Examiner* — George D Kirschbaum  
*Assistant Examiner* — Natasha Vujcic  
(74) *Attorney, Agent, or Firm* — Sughrue Mion, PLLC

(57) **CLAIM**  
The ornamental design for a motorcycle tire, as shown and described.

(56) **References Cited**

**U.S. PATENT DOCUMENTS**

D577,656 S \* 9/2008 Sueishi ..... D12/536  
D584,678 S \* 1/2009 Sueishi ..... D12/536  
D592,587 S \* 5/2009 Sueishi ..... D12/536  
D593,933 S \* 6/2009 Sueishi ..... D12/536  
D685,317 S \* 7/2013 Lo ..... D12/536

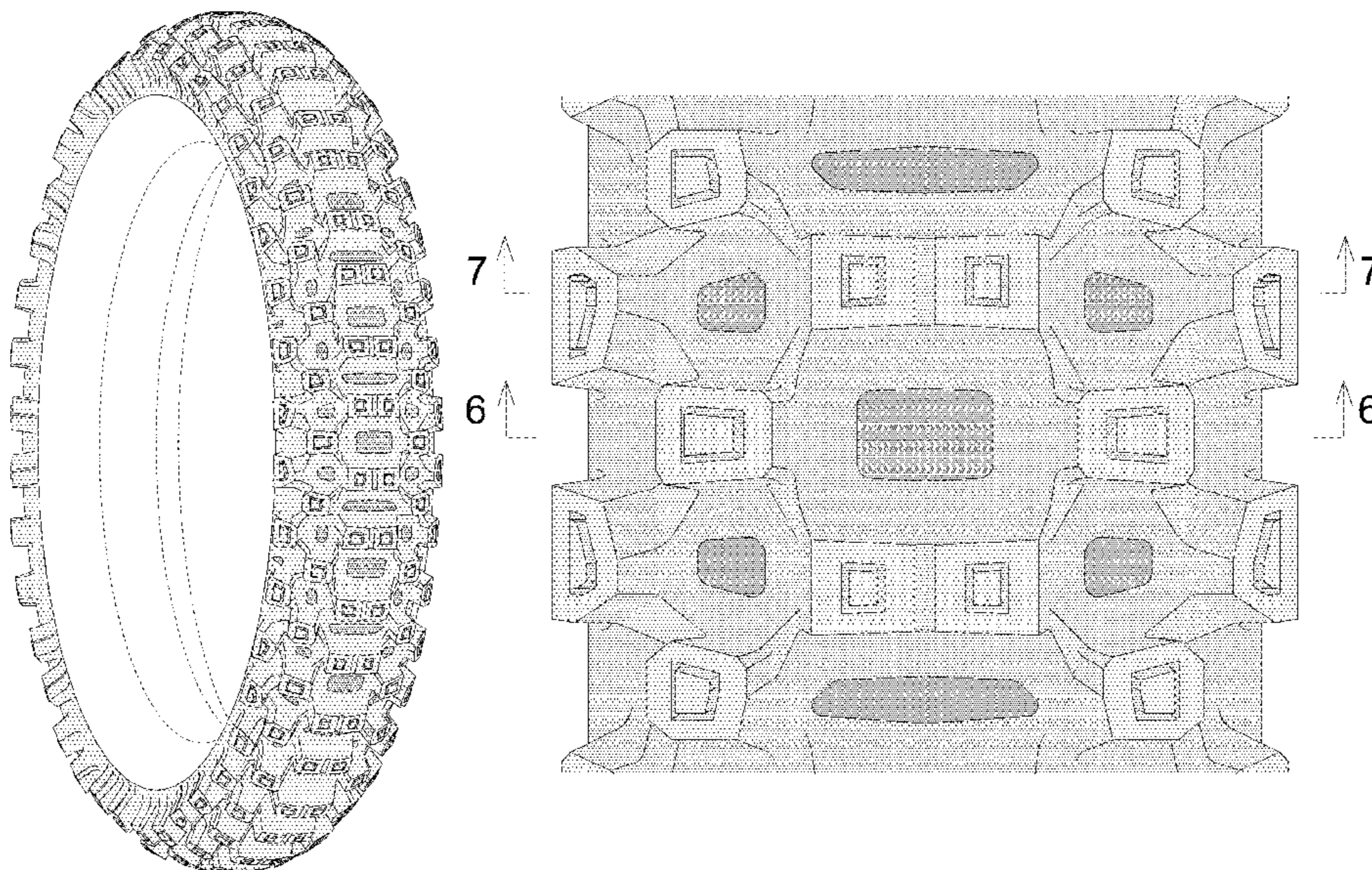
**DESCRIPTION**

FIG. 1 is a perspective view of a motorcycle tire showing my design;  
FIG. 2 is a front view thereof;  
FIG. 3 is a top view thereof;  
FIG. 4 is a right side view thereof;  
FIG. 5 is a fragmentary enlarged front view showing the details of the tread portion thereof;  
FIG. 6 is a section view taken along line 6-6 in FIG. 5; and,  
FIG. 7 is a section view taken along line 7-7 in FIG. 5.  
In the drawings, the broken lines defining the inner bead depict environmental subject matter that forms no part of the claimed design.

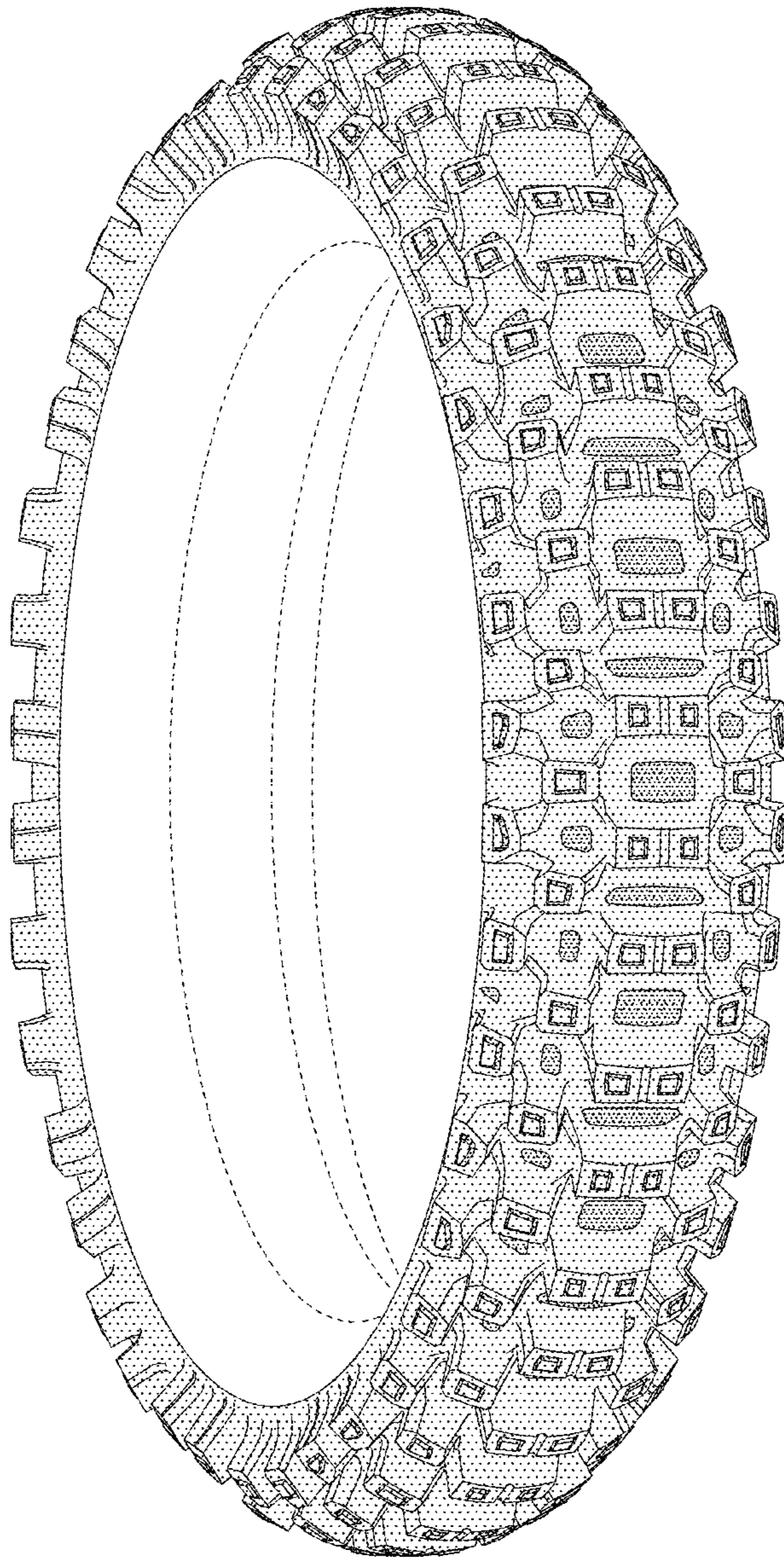
**FOREIGN PATENT DOCUMENTS**

JP 1379474 S 2/2010  
JP 1379476 S 2/2010

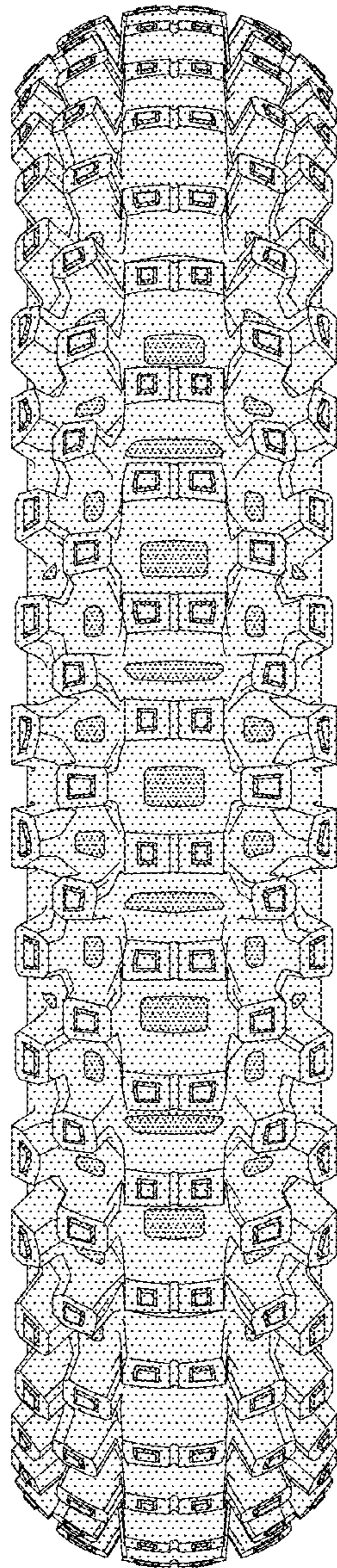
**1 Claim, 7 Drawing Sheets**



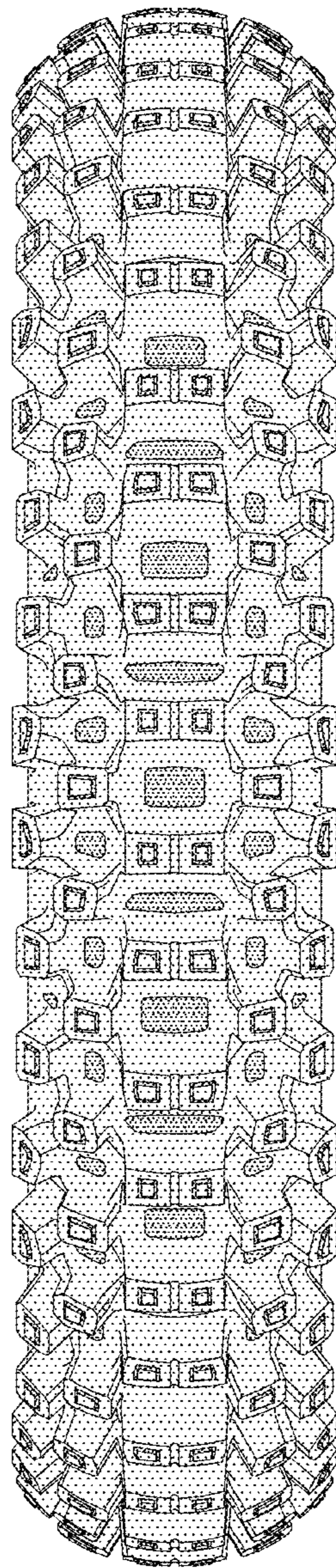
*FIG. 1*




*FIG. 2*



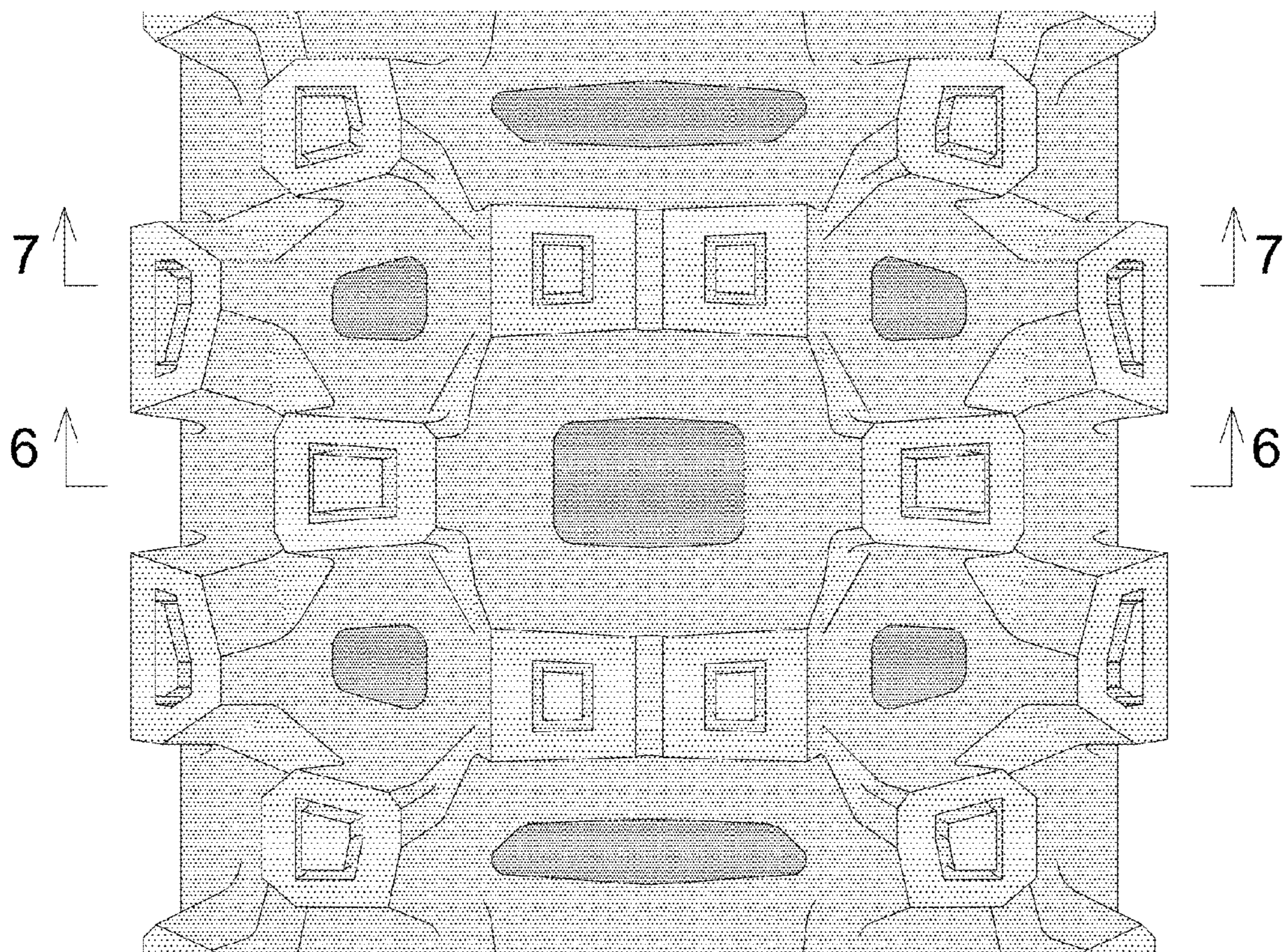
*FIG. 3*



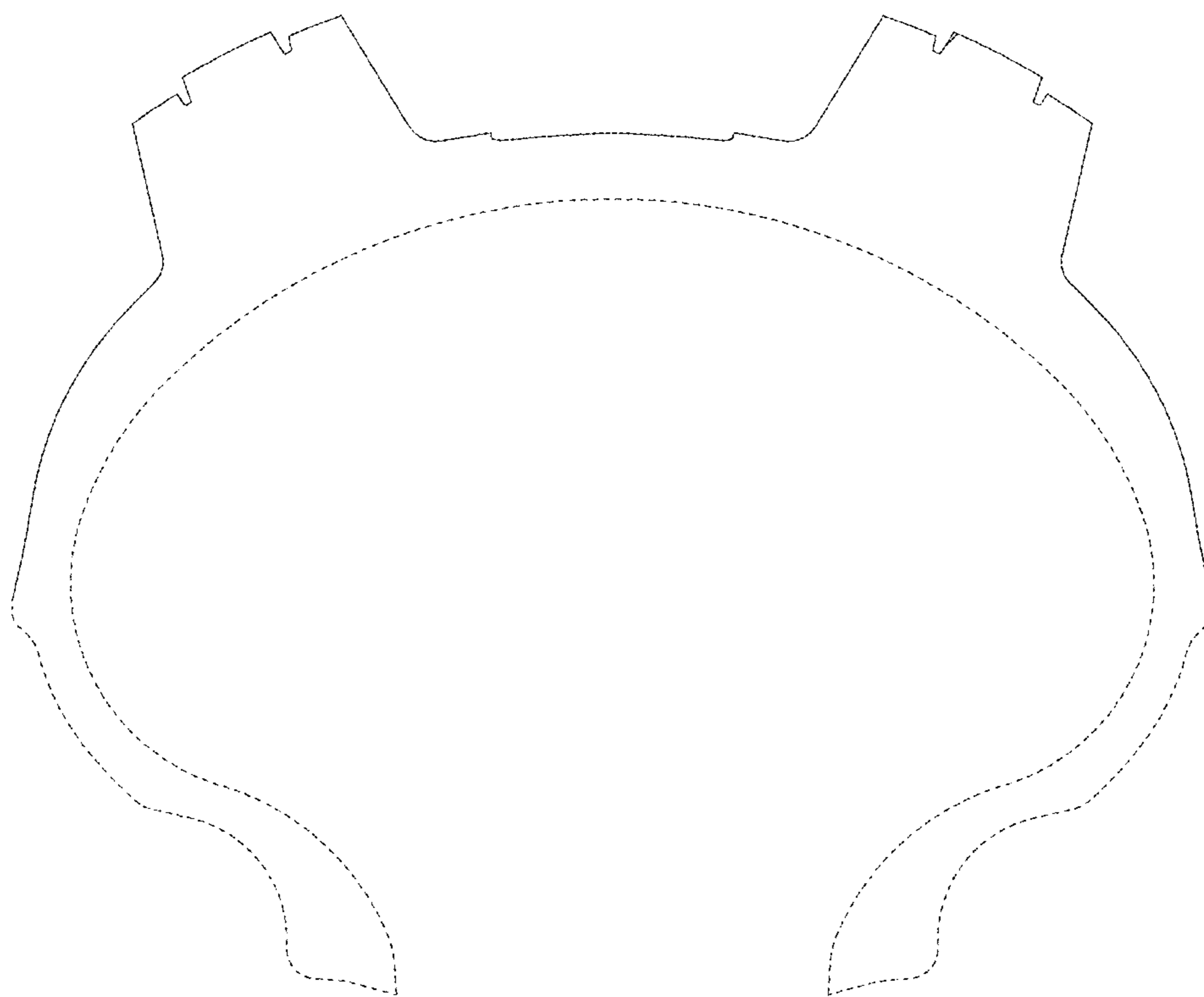
*FIG. 4*



*FIG. 5*



*FIG. 6*



*FIG. 7*

