



US00D753580S

(12) **United States Design Patent**  
**Tian**

(10) **Patent No.:** **US D753,580 S**

(45) **Date of Patent:** **\*\* Apr. 12, 2016**

(54) **TYRE**

(56) **References Cited**

(71) Applicant: **SHANDONG HENGYU SCIENCE & TECHNOLOGY CO., LTD.**, Shandong Province (CN)

U.S. PATENT DOCUMENTS

(72) Inventor: **Jiali Tian**, Shangdong Province (CN)

D472,513	S	*	4/2003	Akiyama et al.	.....	D12/550
D478,040	S	*	8/2003	Hino	.....	D12/587
D609,168	S	*	2/2010	Ohashi	.....	D12/583
D615,480	S	*	5/2010	Jacobs	.....	D12/586
D628,533	S	*	12/2010	Yonetsu	.....	D12/585
D683,694	S	*	6/2013	Yonetsu	.....	D12/585
8,522,845	B2	*	9/2013	Ikegami	.....	152/209.22
D702,627	S	*	4/2014	Raatikainen et al.	.....	D12/584
D730,811	S	*	6/2015	Parr et al.	.....	D12/564
2004/0069389	A1	*	4/2004	Ratliff, Jr.	.....	152/209.15

(\*\*) Term: **14 Years**

\* cited by examiner

(21) Appl. No.: **29/482,581**

*Primary Examiner* — George D Kirschbaum

(22) Filed: **Feb. 19, 2014**

*Assistant Examiner* — Natasha Vujcic

(30) **Foreign Application Priority Data**

(74) *Attorney, Agent, or Firm* — Prakash Nama; Global IP Services, PLLC

Aug. 23, 2013 (CN) ..... 2013 3 0405801

(51) **LOC (10) Cl.** ..... **12-15**

(57) **CLAIM**

The ornamental design for a tyre, as shown and described.

(52) **U.S. Cl.**

**DESCRIPTION**

USPC ..... **D12/564**

FIG. 1 is a front elevational view of a tyre showing my new design;

(58) **Field of Classification Search**

USPC ..... D12/568-603; 152/209.1-209.9

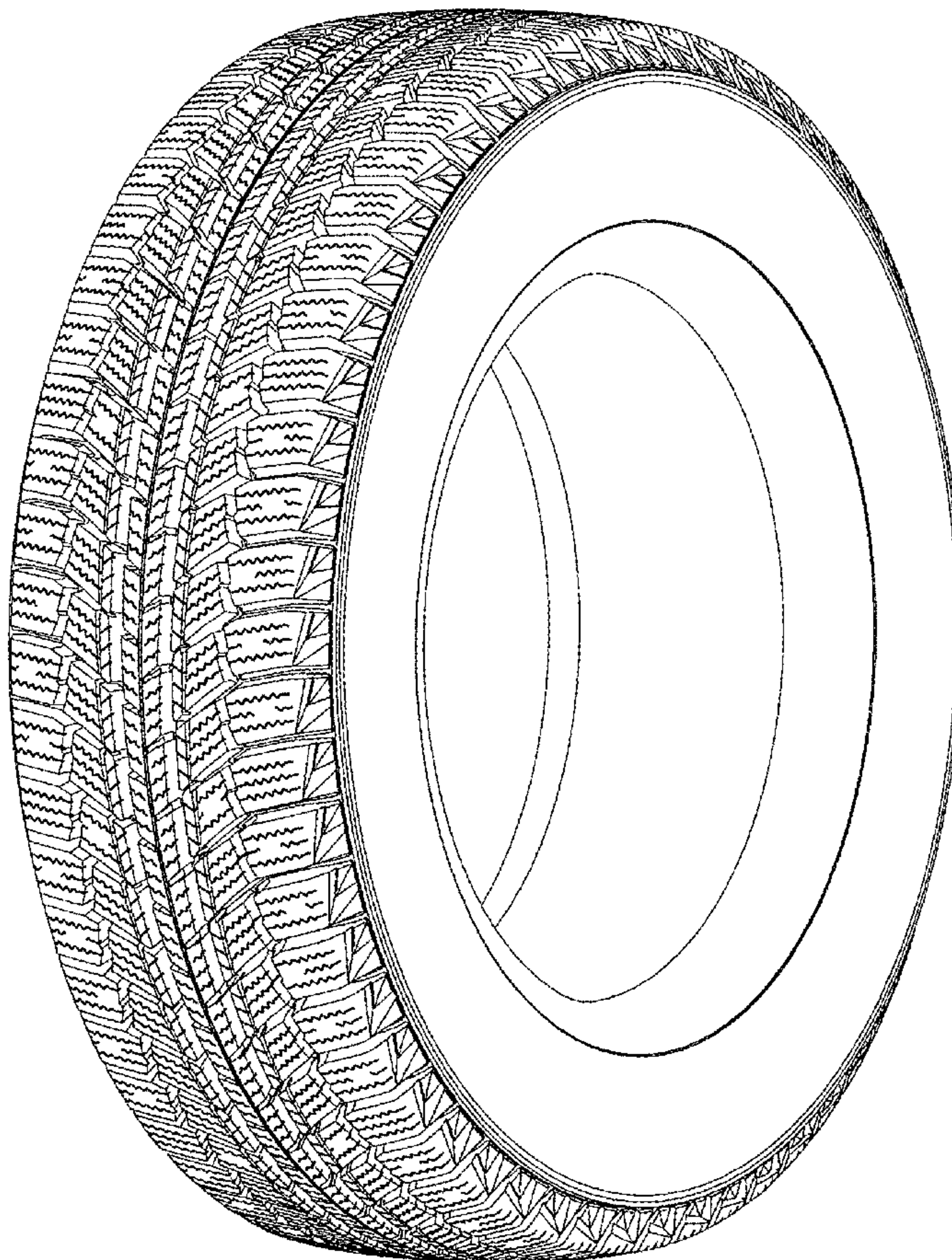
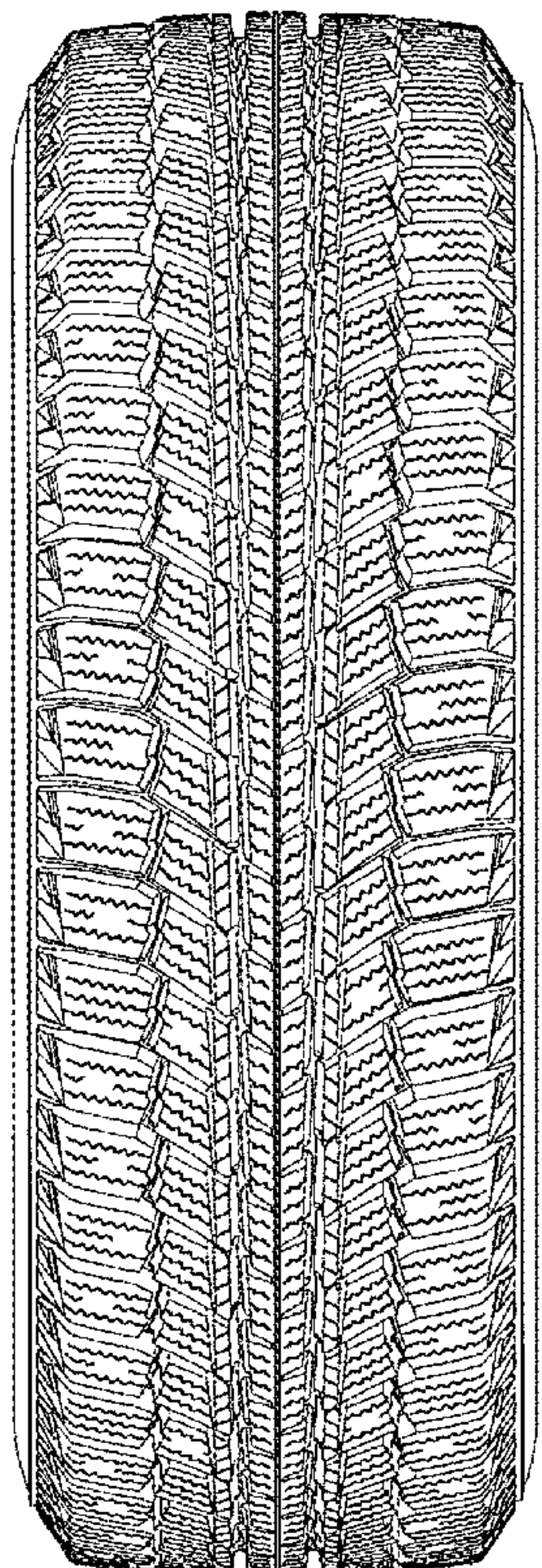
FIG. 2 is a right side view thereof; and,

CPC ..... B60C 1/00; B60C 11/00; B60C 11/03

FIG. 3 is a perspective view thereof.

See application file for complete search history.

**1 Claim, 3 Drawing Sheets**





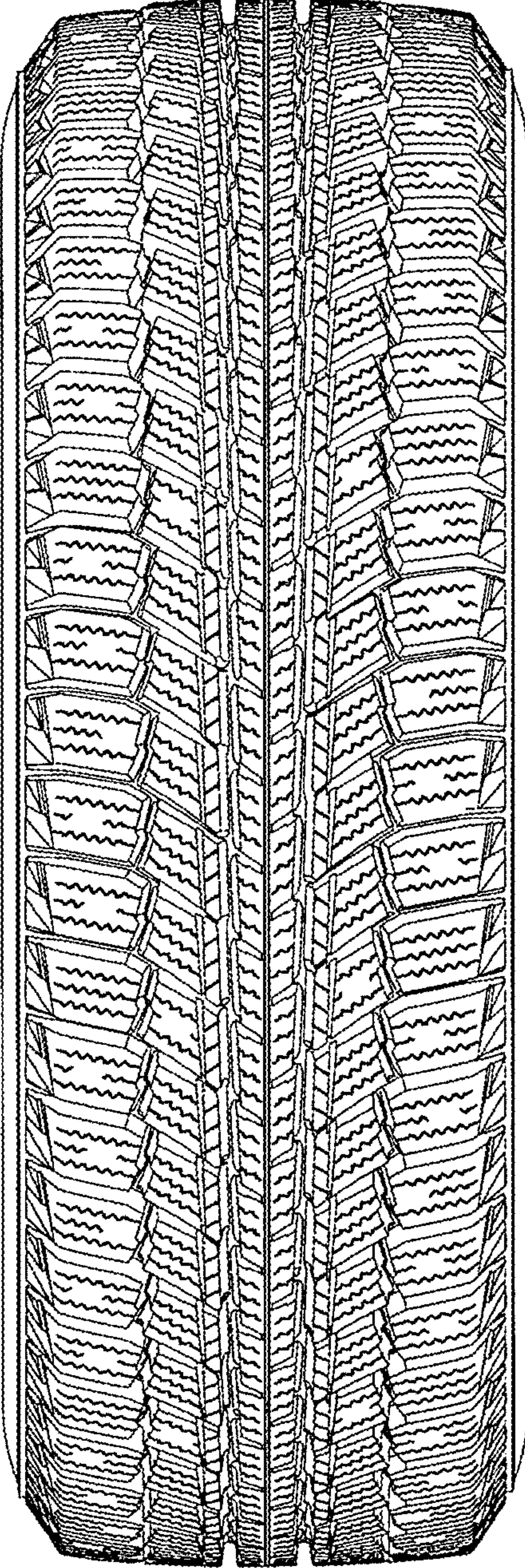


FIG. 1

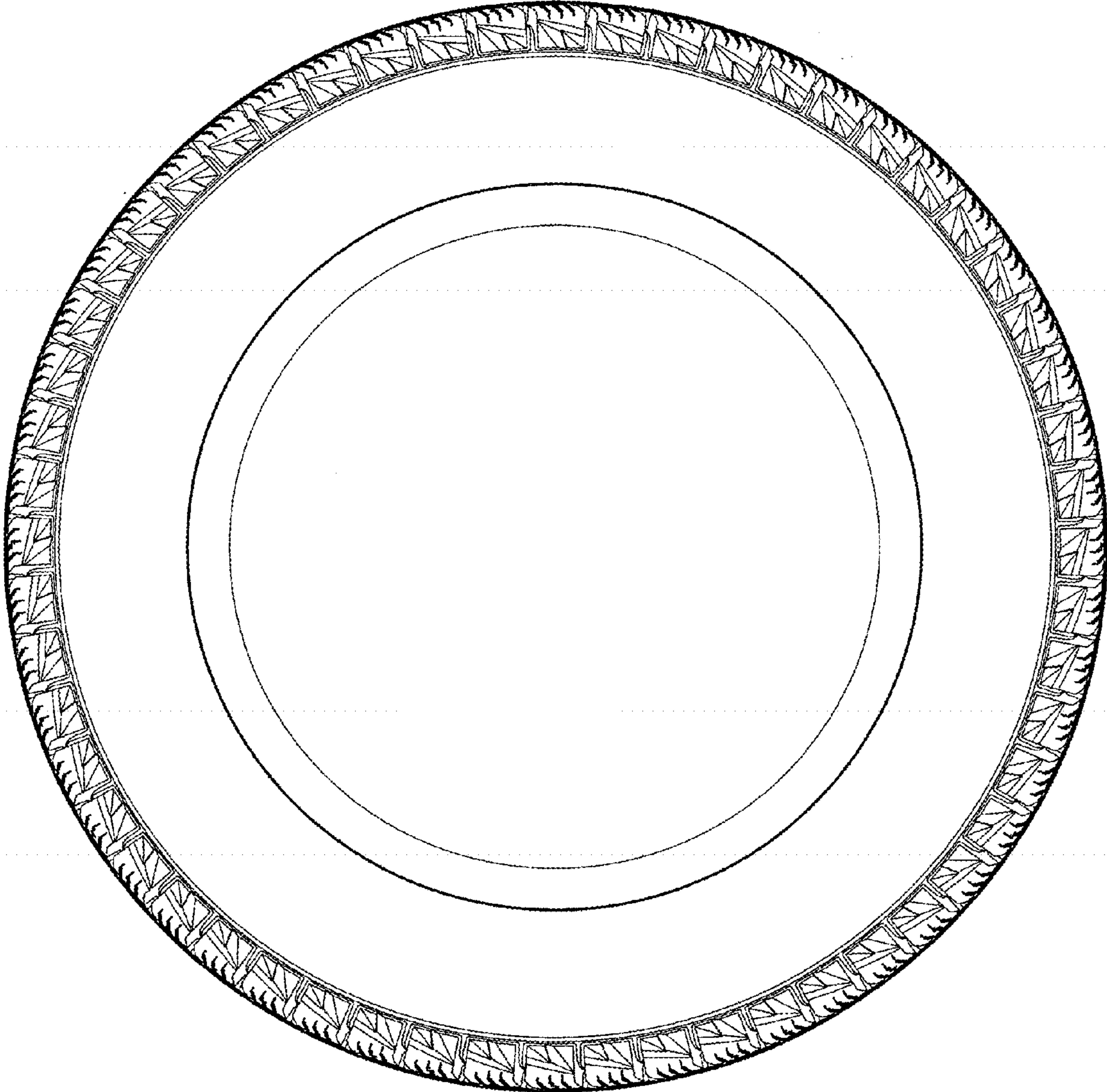


FIG. 2



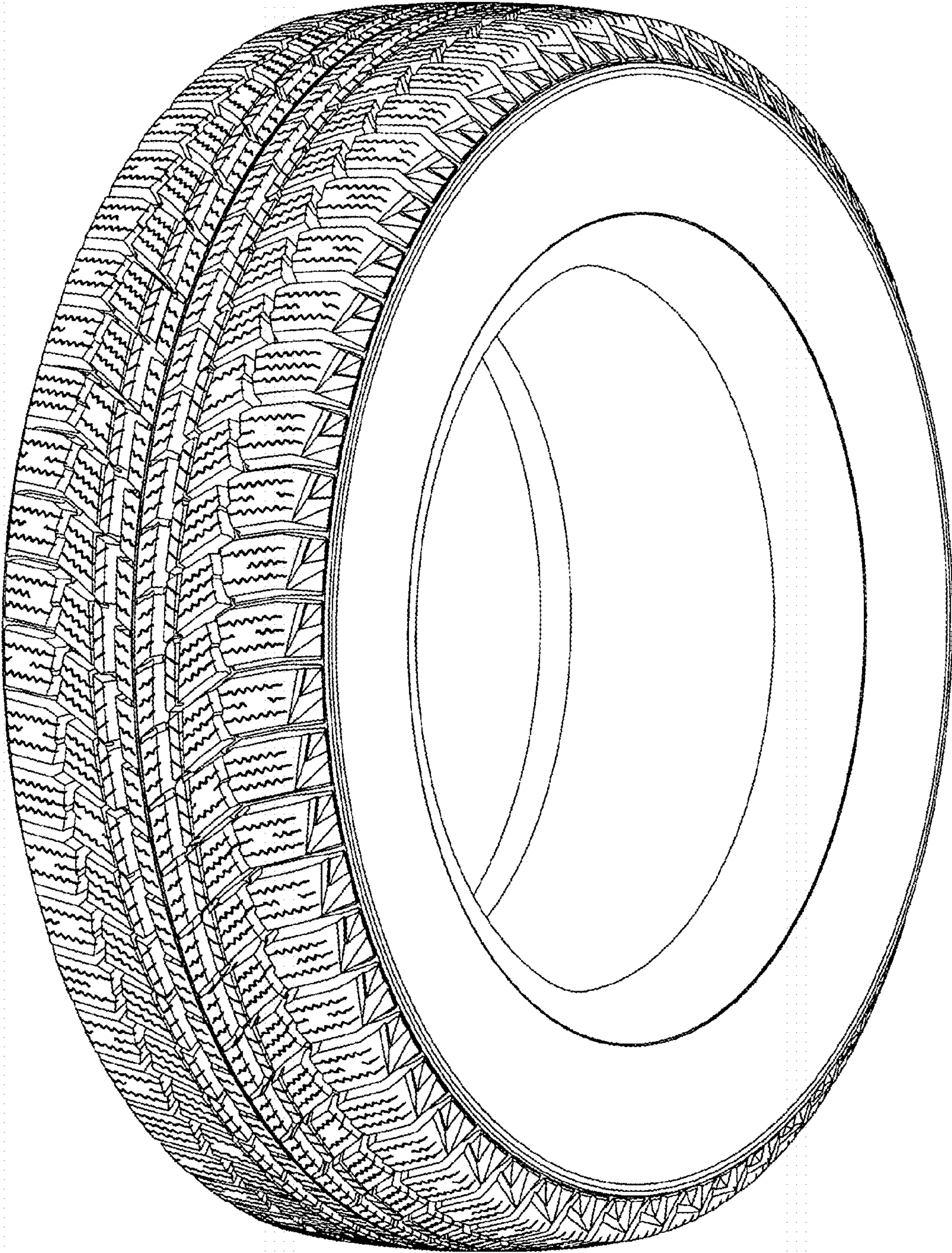


FIG. 3