



US00D753570S

(12) **United States Design Patent**  
**Garbas**

(10) **Patent No.:** **US D753,570 S**  
(45) **Date of Patent:** **\*\* Apr. 12, 2016**

(54) **VEHICLE WHEEL**

(71) Applicant: **Bayerische Motoren Werke Aktiengesellschaft, Munich (DE)**

(72) Inventor: **Benjamin Garbas, Munich (DE)**

(73) Assignee: **Bayerische Motoren Werke Aktiengesellschaft, Munich (DE)**

(\*\*) Term: **14 Years**

(21) Appl. No.: **29/488,593**

(22) Filed: **Apr. 22, 2014**

(30) **Foreign Application Priority Data**

Oct. 23, 2013 (DE) ..... 40 2013 101 045

(51) **LOC (10) Cl.** ..... **12-16**

(52) **U.S. Cl.**  
USPC ..... **D12/211**

(58) **Field of Classification Search**  
USPC ..... D12/204–213  
CPC ..... B60B 7/00; B60B 7/02; B60B 7/04;  
B60B 7/01; B60B 7/06; B60B 3/02; B60B  
3/04; B60B 3/06; B60B 3/10; B60B 1/00;  
B60B 1/08; B60B 1/10; B60B 1/12  
See application file for complete search history.

(56) **References Cited**

**U.S. PATENT DOCUMENTS**

D486,769 S \* 2/2004 Gallert ..... D12/209  
D506,717 S \* 6/2005 Gallert ..... D12/209  
D521,438 S 5/2006 Nordmann  
D522,952 S \* 6/2006 Nakahara ..... D12/211  
D539,204 S 3/2007 Pollmann  
D540,240 S 4/2007 Kountouras  
D563,305 S 3/2008 Schweizer  
D580,842 S \* 11/2008 Kim ..... D12/211

D609,623 S \* 2/2010 Gallert ..... D12/209  
D623,115 S \* 9/2010 Juergens ..... D12/211  
D654,006 S \* 2/2012 Baum ..... D12/209  
D659,068 S \* 5/2012 Johnson ..... D12/211  
D673,099 S 12/2012 Ender  
D673,100 S \* 12/2012 Mueller-Stolz ..... D12/211  
D682,179 S \* 5/2013 Badstuebner ..... D12/211  
D684,519 S \* 6/2013 Garbas ..... D12/211  
D686,130 S \* 7/2013 Elmitt ..... D12/209  
D707,170 S \* 6/2014 Wheel ..... D12/211  
D726,626 S \* 4/2015 Mays ..... D12/211  
D732,454 S \* 6/2015 Szews ..... D12/211

**FOREIGN PATENT DOCUMENTS**

EM 000032438-0005 10/2003  
EM 000440813-0002 1/2006  
EM 000473517-0001 3/2006  
EM 000689344-0001 1/2008  
EM 001674441-0008 12/2010  
EM 001898339-0001 9/2011

\* cited by examiner

*Primary Examiner* — Stacia Cadmus

(74) *Attorney, Agent, or Firm* — Crowell & Moring LLP

(57) **CLAIM**

The ornamental design for a vehicle wheel, as shown and described.

**DESCRIPTION**

FIG. 1 is a perspective view of a vehicle wheel according to the design;  
FIG. 2 is an additional perspective view thereof;  
FIG. 3 is an additional perspective view thereof;  
FIG. 4 is a front view thereof;  
FIG. 5 is a rear view thereof in a lighter gray scale, representing environmental features that form no part of the claimed design; and,  
FIG. 6 is a side view thereof.

**1 Claim, 6 Drawing Sheets**









Fig. 1





Fig. 2





Fig. 3





Fig. 4




Fig. 5






Fig. 6