



US00D753566S

(12) **United States Design Patent**
Wu

(10) **Patent No.:** **US D753,566 S**
(45) **Date of Patent:** **** Apr. 12, 2016**

(54) **ATTACHABLE AUTOMOBILE SPOILER**

D731,935 S * 6/2015 Robinson D12/181

* cited by examiner

(71) Applicant: **Shan-Pang Wu**, Chungli (TW)

Primary Examiner — Katrina A Betton

(72) Inventor: **Shan-Pang Wu**, Chungli (TW)

(74) *Attorney, Agent, or Firm* — Novocclaims Patent Services LLC; Mei Lin Wong

(73) Assignee: **JE Victory Trading Inc.**, Hacienda Heights, CA (US)

(57) **CLAIM**

The ornamental design for an attachable automobile spoiler, as shown and described.

(**) Term: **14 Years**

DESCRIPTION

(21) Appl. No.: **29/512,073**

FIG. 1 is a perspective view of an attachable automobile spoiler in accordance with the present invention.

(22) Filed: **Dec. 16, 2014**

FIG. 2 is a front view thereof.

(30) **Foreign Application Priority Data**

Nov. 10, 2014 (TW) 103306553

FIG. 3 is a rear view thereof.

(51) **LOC (10) Cl.** **12-08**

FIG. 4 is a left end view thereof.

(52) **U.S. Cl.**

USPC **D12/181**

FIG. 5 is a right end view thereof.

(58) **Field of Classification Search**

USPC D12/181, 191, 196, 400, 190, 88

CPC B60R 13/02; B60R 13/04

See application file for complete search history.

FIG. 6 is a top view thereof.

FIG. 7 is a bottom view thereof.

FIG. 8 is a perspective view of another embodiment of an attachable automobile spoiler in accordance with the present invention.

FIG. 9 is a front view of thereof.

FIG. 10 is a rear view thereof.

FIG. 11 is a left end view thereof.

FIG. 12 is a right end view thereof.

FIG. 13 is a top view thereof.

FIG. 14 is a bottom view thereof.

FIG. 15 is a perspective view of another embodiment of an attachable automobile spoiler, which is a decreased length version of FIG. 1, in accordance with the present invention.

FIG. 16 is a front view of thereof.

FIG. 17 is a rear view thereof.

FIG. 18 is a left end view thereof.

FIG. 19 is a right end view thereof.

FIG. 20 is a top view thereof; and,

FIG. 21 is a bottom view thereof.

(56) **References Cited**

U.S. PATENT DOCUMENTS

D683,677 S * 6/2013 Varga D12/181

D705,141 S * 5/2014 Jensen D12/181

D710,771 S * 8/2014 Hovind D12/181

D716,204 S * 10/2014 Butterworth D12/181

D717,221 S * 11/2014 Borkert D12/181


D721,310 S * 1/2015 Ito D12/181

D722,929 S * 2/2015 Hatter D12/181

D726,608 S * 4/2015 Curic D12/181

D729,711 S * 5/2015 Chen D12/181

1 Claim, 9 Drawing Sheets



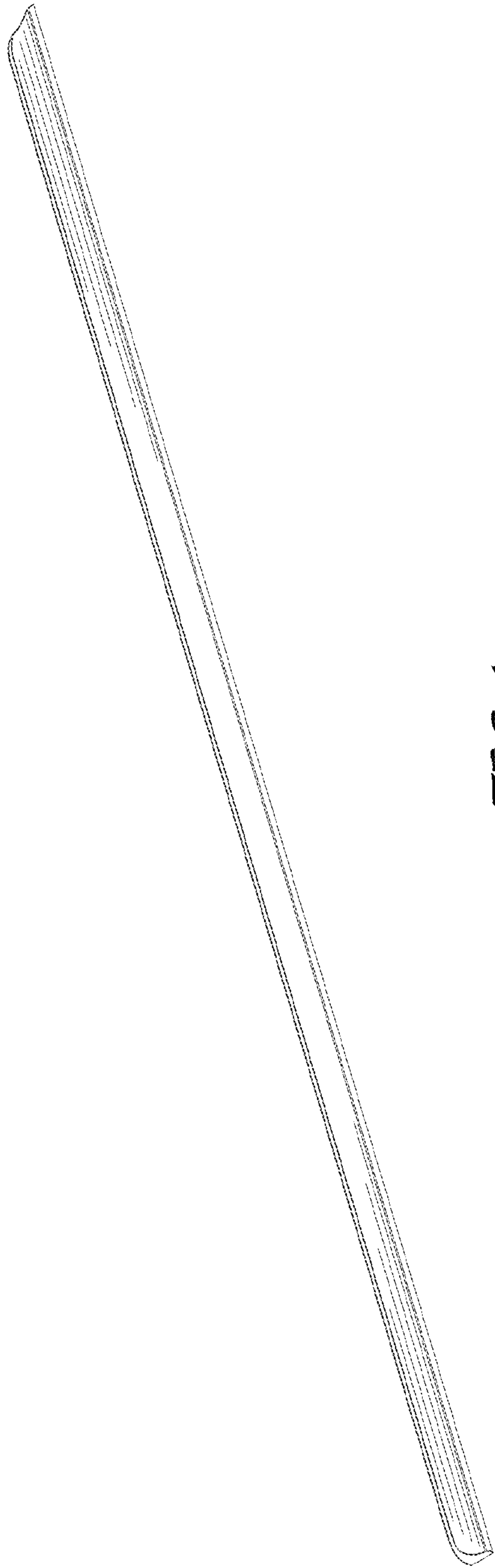


FIG. 1

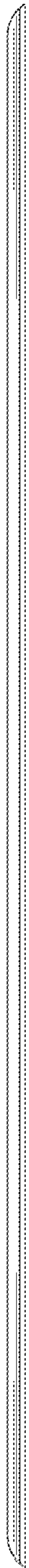


FIG. 2



FIG. 3



FIG. 4



FIG. 5



FIG. 6



FIG. 7

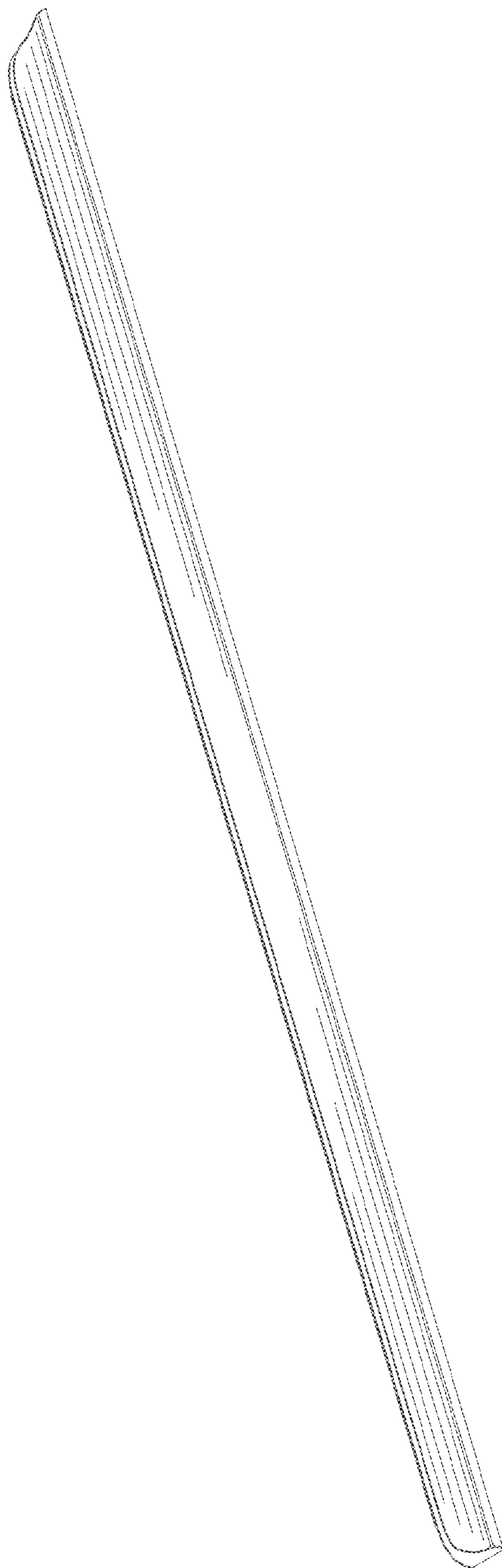


FIG. 8



FIG. 9



FIG. 10




FIG. 11

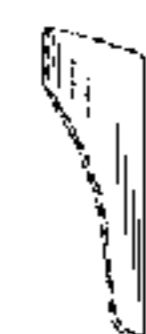


FIG. 12




FIG. 13

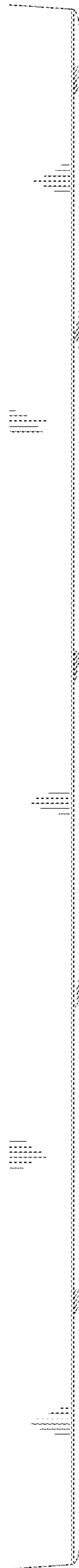


FIG. 14




FIG.15




FIG. 16



FIG. 17



FIG. 18



FIG. 19




FIG. 20

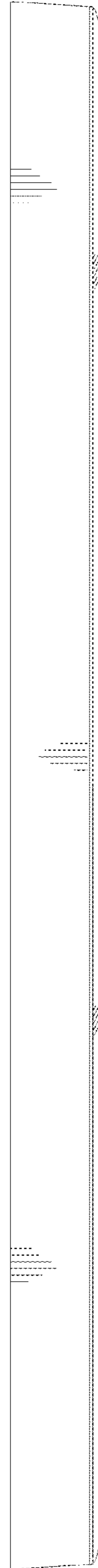


FIG. 21