



US00D753561S

(12) **United States Design Patent**
Iwauchi et al.

(10) **Patent No.:** **US D753,561 S**
(45) **Date of Patent:** **** Apr. 12, 2016**

- (54) **BUMPER FOR MOTOR VEHICLE**
- (71) Applicant: **MAZDA MOTOR CORPORATION**,
Hiroshima (JP)
- (72) Inventors: **Yoshito Iwauchi**, Hiroshima (JP); **Yasuo Suzuki**, Hiroshima (JP); **Motoaki Takekura**, Hiroshima (JP); **Eijirou Mitsuyasu**, Hiroshima (JP)
- (73) Assignee: **Mazda Motor Corporation**, Hiroshima (JP)
- (**) Term: **14 Years**
- (21) Appl. No.: **29/510,526**
- (22) Filed: **Nov. 30, 2014**
- (30) **Foreign Application Priority Data**
May 30, 2014 (JP) D2014-011578
- (51) **LOC (10) Cl.** **12-16**
- (52) **U.S. Cl.**
USPC **D12/169**; D12/196; D12/172
- (58) **Field of Classification Search**
USPC D12/86, 90, 91, 92, 93, 96, 97, 163, 171, 172, 173, 196, 216; 293/102, 293/114, 115, 117, 119, 120, 142, 149, 154
CPC B60R 19/02; B60R 19/04; B62D 25/08
See application file for complete search history.

- (56) **References Cited**
U.S. PATENT DOCUMENTS
D498,443 S * 11/2004 Koyama D12/169
D563,848 S * 3/2008 Tada D12/169
D573,511 S * 7/2008 Sato D12/92
D575,693 S * 8/2008 Fukui D12/169
D656,871 S * 4/2012 Fetherston D12/169

- D668,593 S * 10/2012 Imai D12/169
- D682,169 S * 5/2013 Choi D12/169
- D699,165 S * 2/2014 Rugar D12/169
- D711,785 S * 8/2014 Tabata D12/92
- D711,796 S * 8/2014 Futschik D12/169
- D718,677 S * 12/2014 Whang D12/169
- D744,914 S * 12/2015 Loeb D12/169
- D745,446 S * 12/2015 Takahashi D12/169

OTHER PUBLICATIONS

“Chargespeed Front Bumper for Mazda 6”. Found online Dec. 15, 2015 at forums.superstreetonline.com. Page dated Feb. 24, 2010. Retrieved from <http://forums.superstreetonline.com/super-street-online/70/8071804/classifieds/chargespeed-front-bumper-for-mazda-6/>.*

“2004 Sports Bumper Modification Question”. Found online Dec. 15, 2015 at 6crew.com. Page dated Jun. 15, 2011. Retrieved from <http://www.6crew.com/forum/showthread.php?19869-2004-Sports-bumper-Modification-Question>.*

* cited by examiner

Primary Examiner — Robert M Spear
Assistant Examiner — Kendra L Hamilton
(74) *Attorney, Agent, or Firm* — Studebaker & Brackett PC

(57) **CLAIM**
The ornamental design for a bumper for motor vehicle, as shown and described.

DESCRIPTION

FIG. 1 is a perspective view of a bumper for motor vehicle;
FIG. 2 is a front view thereof;
FIG. 3 is a rear view thereof;
FIG. 4 is a left side view thereof;
FIG. 5 is a right side view thereof;
FIG. 6 is a top view thereof; and,
FIG. 7 is a bottom view thereof.

1 Claim, 4 Drawing Sheets

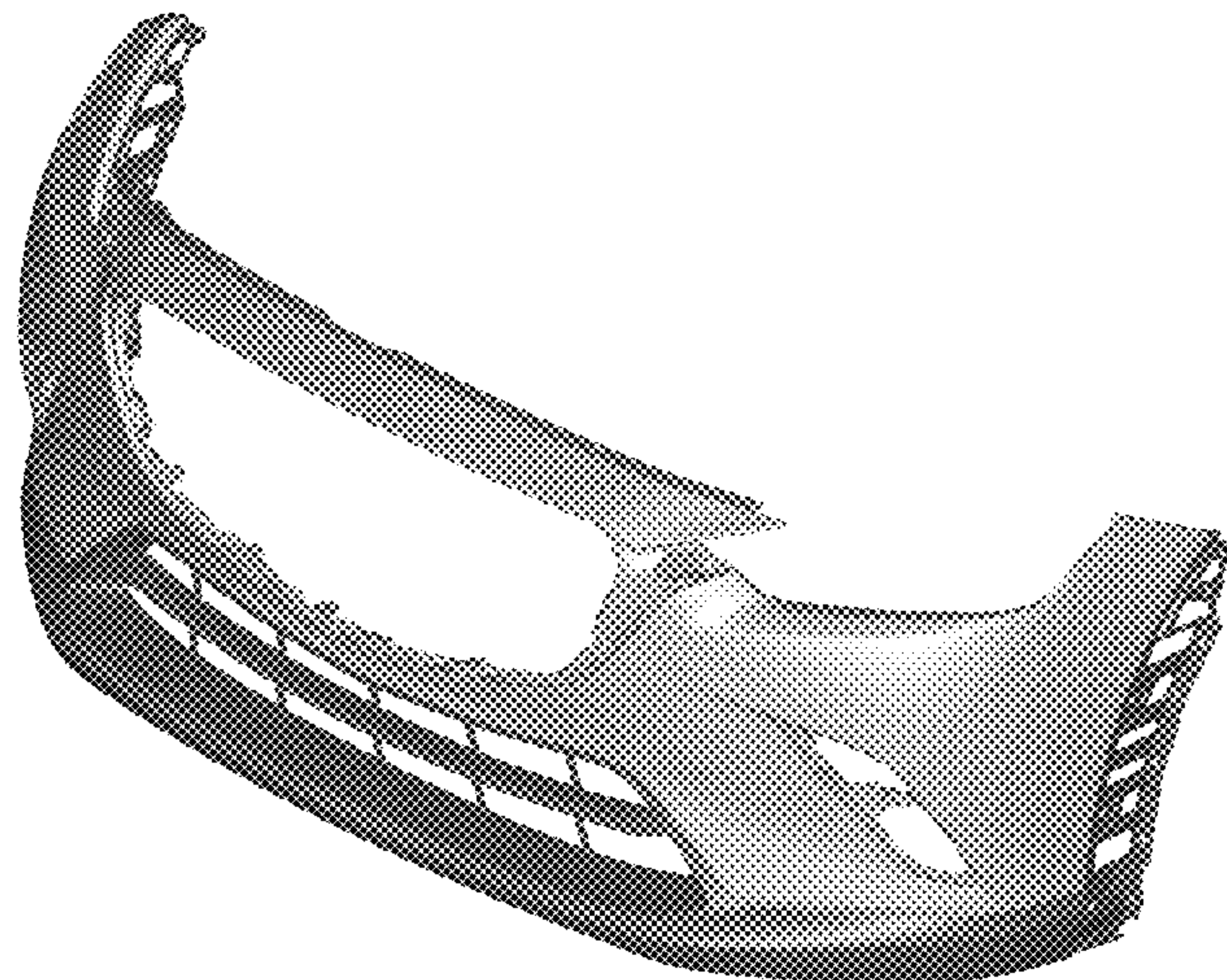




FIG.1

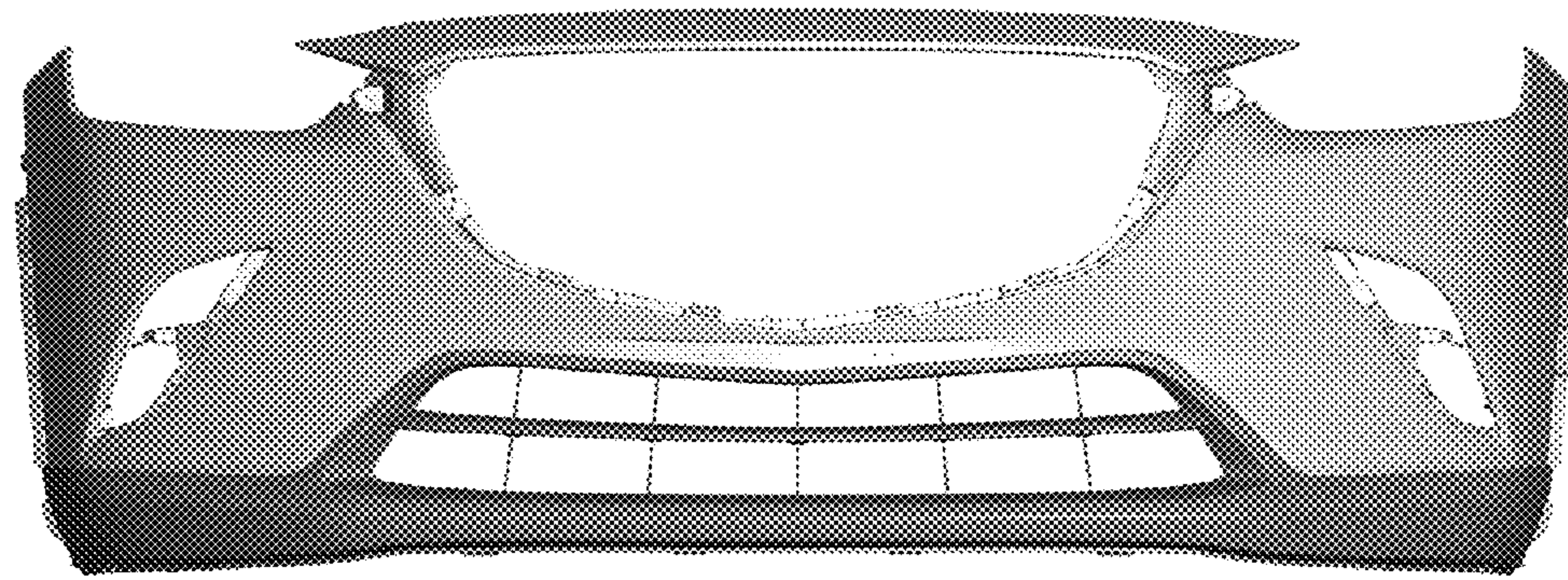


FIG. 2

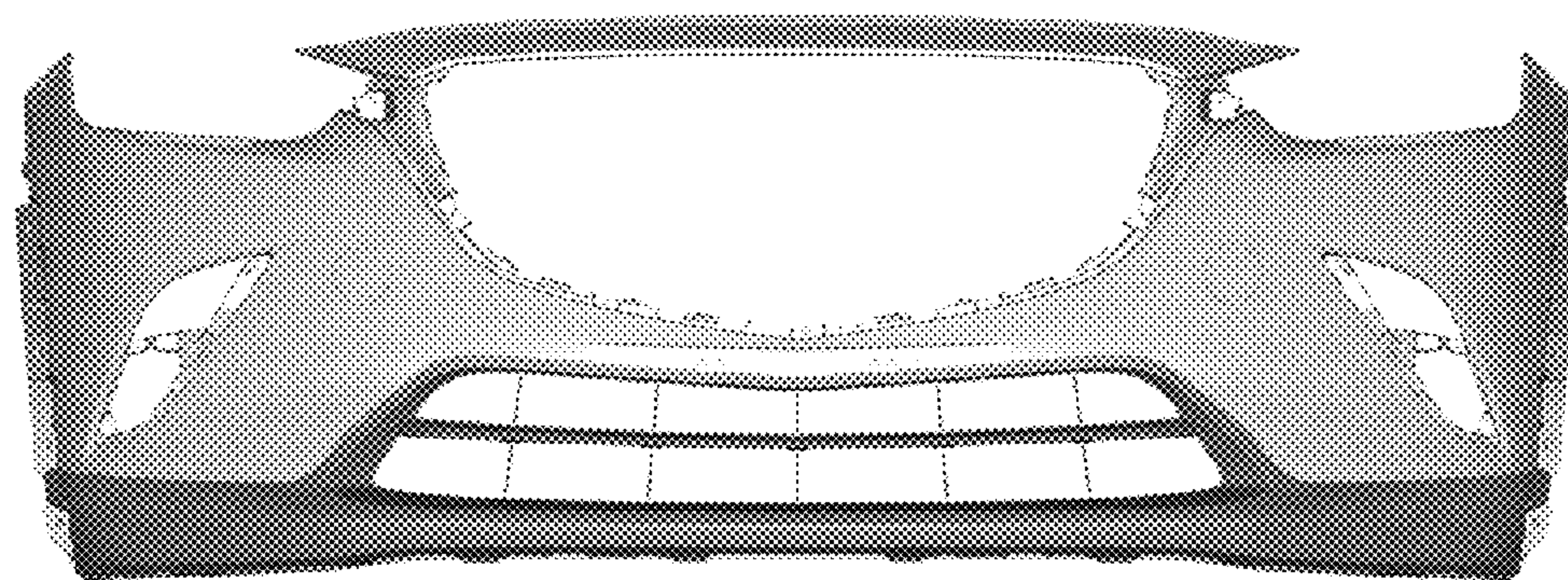


FIG. 3

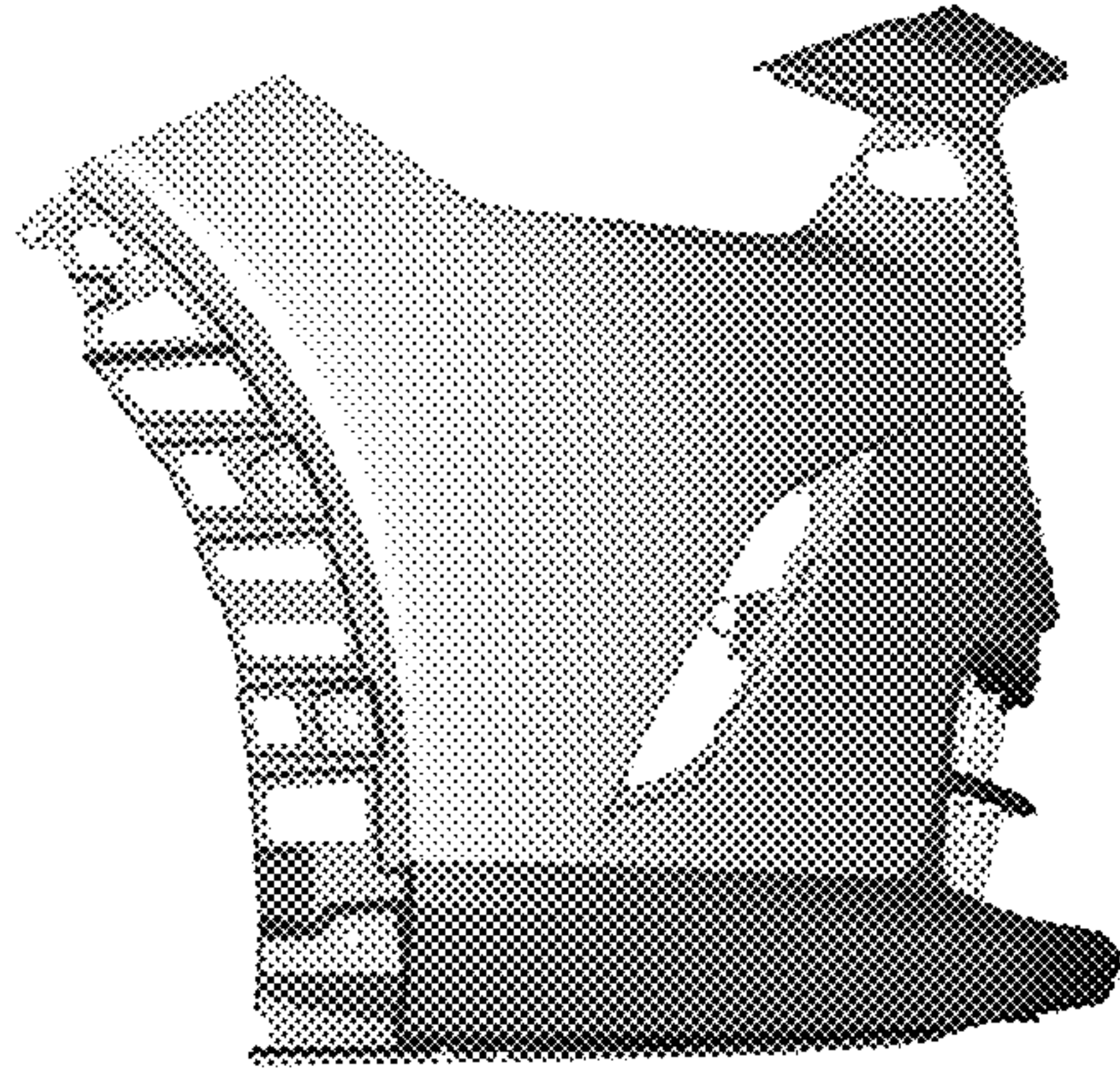


FIG.4

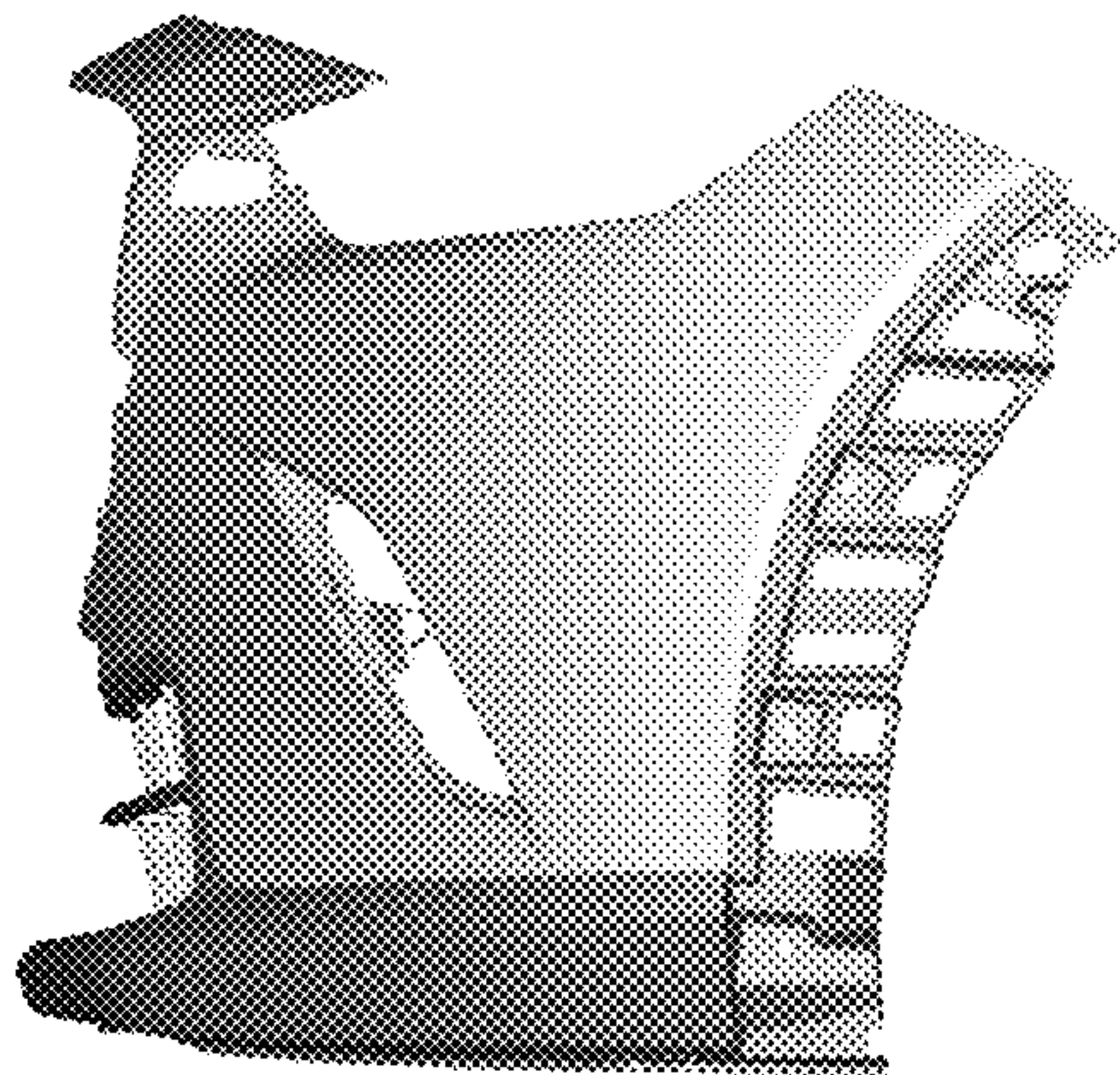


FIG.5




FIG. 6

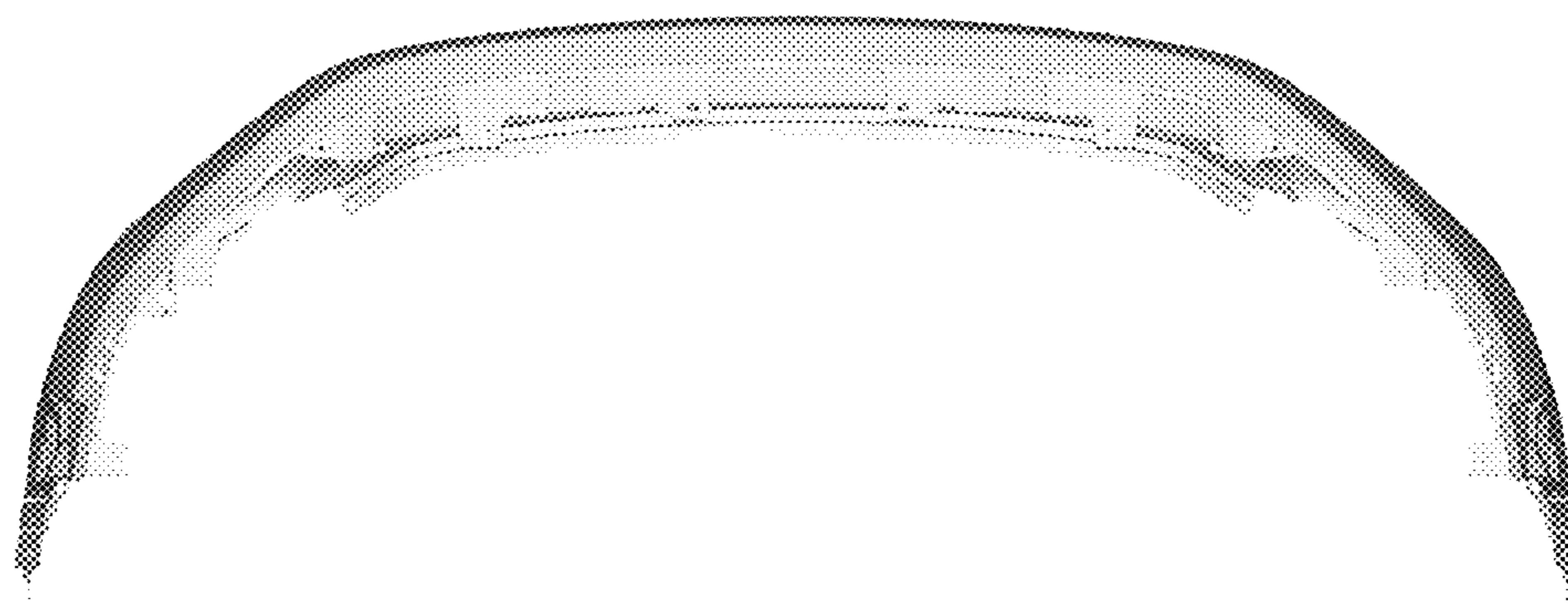


FIG. 7