



US00D753558S

(12) **United States Design Patent**
Hatton

(10) **Patent No.:** **US D753,558 S**
(45) **Date of Patent:** **** Apr. 12, 2016**

(54) **VEHICLE FRONT BUMPER**

(71) Applicant: **Jaguar Land Rover Limited**, Coventry (GB)

(72) Inventor: **Adam Hatton**, Coventry (GB)

(73) Assignee: **Jaguar Land Rover Limited** (GB)

(**) Term: **14 Years**

(21) Appl. No.: **29/501,245**

(22) Filed: **Sep. 2, 2014**

(30) **Foreign Application Priority Data**

Mar. 4, 2014 (EM) 002417659

(51) **LOC (10) Cl.** **12-16**

(52) **U.S. Cl.**
USPC **D12/169**

(58) **Field of Classification Search**
USPC D12/169, 216, 90-92, 86, 171, 196,
D12/163; 293/102, 113, 115, 117, 120;
296/180.1, 180.2
CPC . B60R 19/52; B60R 2019/25; B62D 25/0845
See application file for complete search history.

(56) **References Cited**

U.S. PATENT DOCUMENTS

D550,594 S * 9/2007 Pfeiffer D12/169
D578,451 S * 10/2008 Jodo D12/169
D580,314 S * 11/2008 Yamaji D12/169
D586,705 S * 2/2009 Bauer D12/169
D589,414 S * 3/2009 Futschik D12/169
D605,096 S * 12/2009 Mueller D12/169

D610,956 S * 3/2010 Truebsbach D12/169
D623,566 S * 9/2010 Bauer D12/169
D625,230 S * 10/2010 Hirai D12/169
D626,473 S * 11/2010 Mueller D12/169
D630,978 S * 1/2011 Koshino D12/169
D633,013 S * 2/2011 Bauer D12/169
D636,303 S * 4/2011 Frei D12/169
D656,871 S * 4/2012 Fetherston D12/169
D664,901 S * 8/2012 Futschik D12/169
D670,627 S * 11/2012 Fetherston D12/169
D690,628 S * 10/2013 Minamisawa D12/169
D691,526 S * 10/2013 Uchino D12/169
D711,796 S * 8/2014 Futschik D12/169
D725,007 S * 3/2015 Beaven D12/164
D735,096 S * 7/2015 Nissl D12/169

* cited by examiner

Primary Examiner — Melody N Brown

(74) *Attorney, Agent, or Firm* — Fishman Stewart PLLC

(57) **CLAIM**

The ornamental design for a vehicle front bumper, as shown and described.

DESCRIPTION

FIG. 1 is a left front perspective view of a vehicle front bumper;
FIG. 2 is a right front perspective view of a vehicle front bumper;
FIG. 3 is a left side view of a vehicle front bumper;
FIG. 4 is a right side view of a vehicle front bumper;
FIG. 5 is a front view of a vehicle front bumper; and,
FIG. 6 is a top view of a vehicle front bumper.
Portions of the vehicle shown in diagonal lines are for illustrative purposes only and form no part of the claimed design.

1 Claim, 6 Drawing Sheets






FIG. 1



FIG. 2




FIG. 3




FIG. 4



FIG. 5




FIG. 6