



US00D753554S

(12) **United States Design Patent**
Wood

(10) **Patent No.:** **US D753,554 S**
(45) **Date of Patent:** **** Apr. 12, 2016**

(54) **MOTORCYCLE FOOT REST**
(71) Applicant: **Lucas Wood**, Beaufort, SC (US)
(72) Inventor: **Lucas Wood**, Beaufort, SC (US)
(**) Term: **14 Years**
(21) Appl. No.: **29/492,688**
(22) Filed: **Jun. 2, 2014**
(51) **LOC (10) Cl.** **12-11**
(52) **U.S. Cl.**
USPC **D12/114; D2/951**
(58) **Field of Classification Search**
USPC D12/110, 114, 122, 125, 223; D2/947,
D2/951, 953, 957, 959; 36/3 R, 25 R, 28,
36/31, 32 A, 32 R, 59 C, 59 R, 114;
74/473.16, 473.17, 478, 478.5, 560,
74/562.5, 564, 594.3, 594.4, 594.7;
180/90.6, 219, 220; 280/288.4, 291;
296/75
CPC B62J 25/00; A43B 13/223
See application file for complete search history.

D548,438 S * 8/2007 McClaskie D2/951
D549,431 S * 8/2007 McClaskie D2/951
D560,562 S * 1/2008 Egan D12/114
D576,395 S * 9/2008 Earle D2/951
D592,847 S * 5/2009 Rosenbaum D2/951
D605,838 S * 12/2009 Foust D2/951
D607,633 S * 1/2010 Mongelli D2/947
D645,239 S * 9/2011 McClaskie D2/951
8,171,653 B1 * 5/2012 Pennington A41D 17/005
36/1.5
8,181,982 B1 * 5/2012 Ward B62J 25/00
280/163
D718,671 S * 12/2014 Parvey D12/114
D723,981 S * 3/2015 May D12/114
2010/0127474 A1 * 5/2010 Jans B62J 25/00
280/291

* cited by examiner

Primary Examiner — Philip S Hyder
Assistant Examiner — Darlington Ly
(74) *Attorney, Agent, or Firm* — Southeast IP Group, LLC.;
Thomas L. Moses

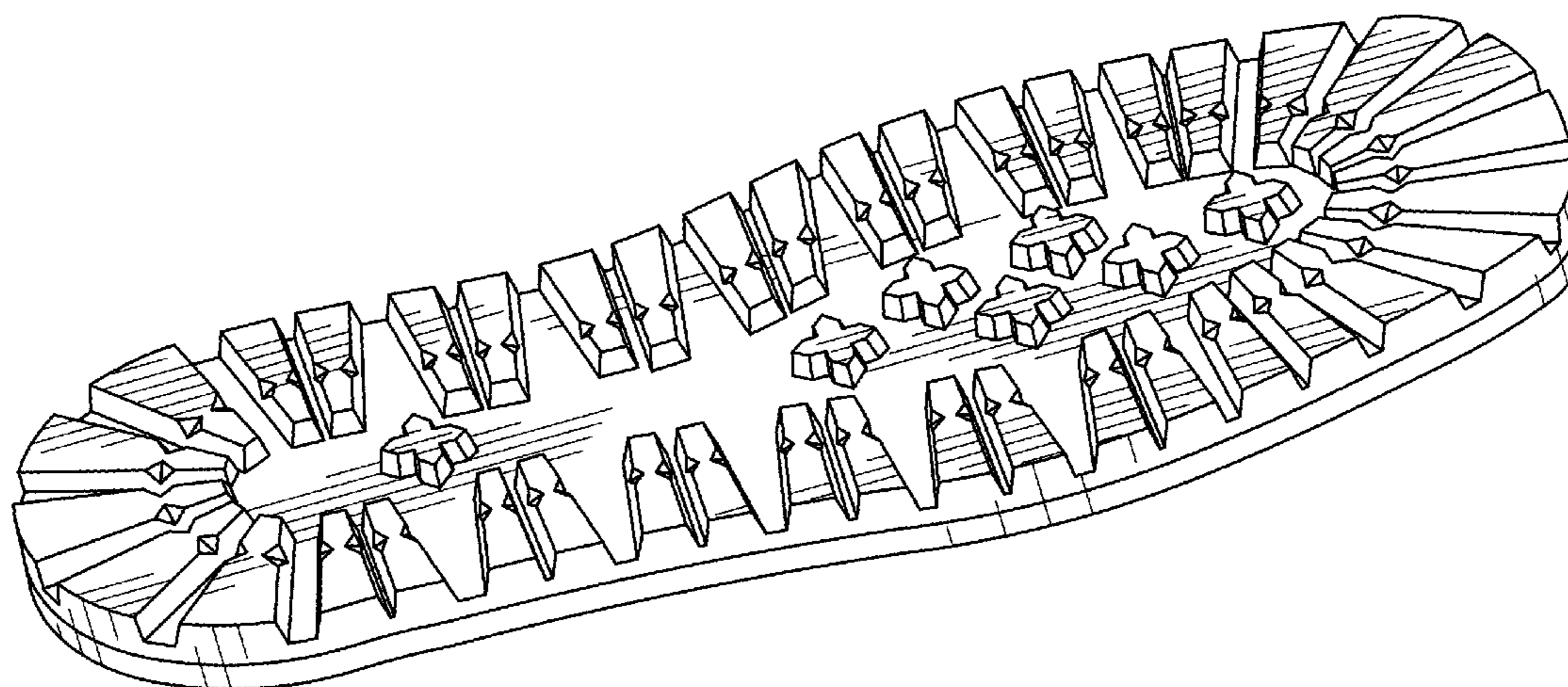
(57) **CLAIM**
The ornamental design for the motorcycle foot rests, as shown
and described.

DESCRIPTION

FIG. 1 is a perspective view of motorcycle foot rests installed
on a motorcycle showing my new design;
FIG. 2 is a top plan view thereof;
FIG. 3 is a right-side elevation view thereof;
FIG. 4 is a left-side elevation view thereof;
FIG. 5 is a bottom plan view thereof;
FIG. 6 is a front elevation view thereof;
FIG. 7 is a rear elevation view thereof; and,
FIG. 8 is a perspective view thereof.
The broken lines showing elements of the motorcycle foot
rest and motorcycle is for the purpose of illustrating portions
of the article and environmental structure that forms no part of
the claimed design.

1 Claim, 6 Drawing Sheets

(56) **References Cited**
U.S. PATENT DOCUMENTS
4,174,852 A * 11/1979 Panzica B62J 25/00
280/288.4
4,255,874 A * 3/1981 Sironi A43B 13/223
36/32 R
D307,510 S * 5/1990 Issler D2/957
D395,341 S * 6/1998 Greenberg D2/957
D405,393 S * 2/1999 Stahel D12/114
6,152,474 A * 11/2000 Rupert B62J 25/00
280/288.4
D435,333 S * 12/2000 Robbins D2/947
D450,429 S * 11/2001 McClaskie D2/953
D485,790 S * 1/2004 Sprague D12/114
D507,397 S * 7/2005 McClaskie D2/957
7,104,157 B1 * 9/2006 Hilliard B62J 25/00
280/291



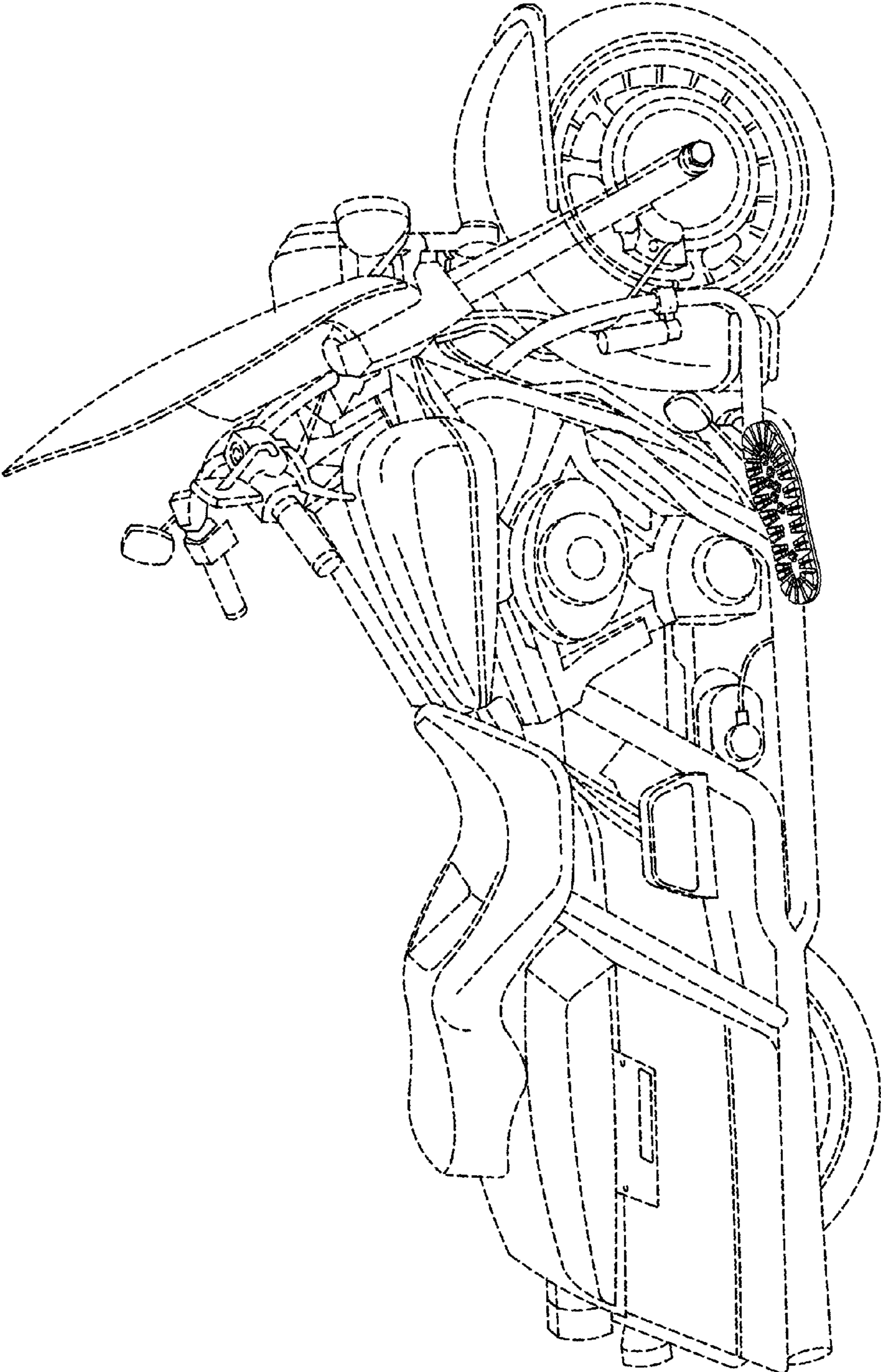


FIG. 1

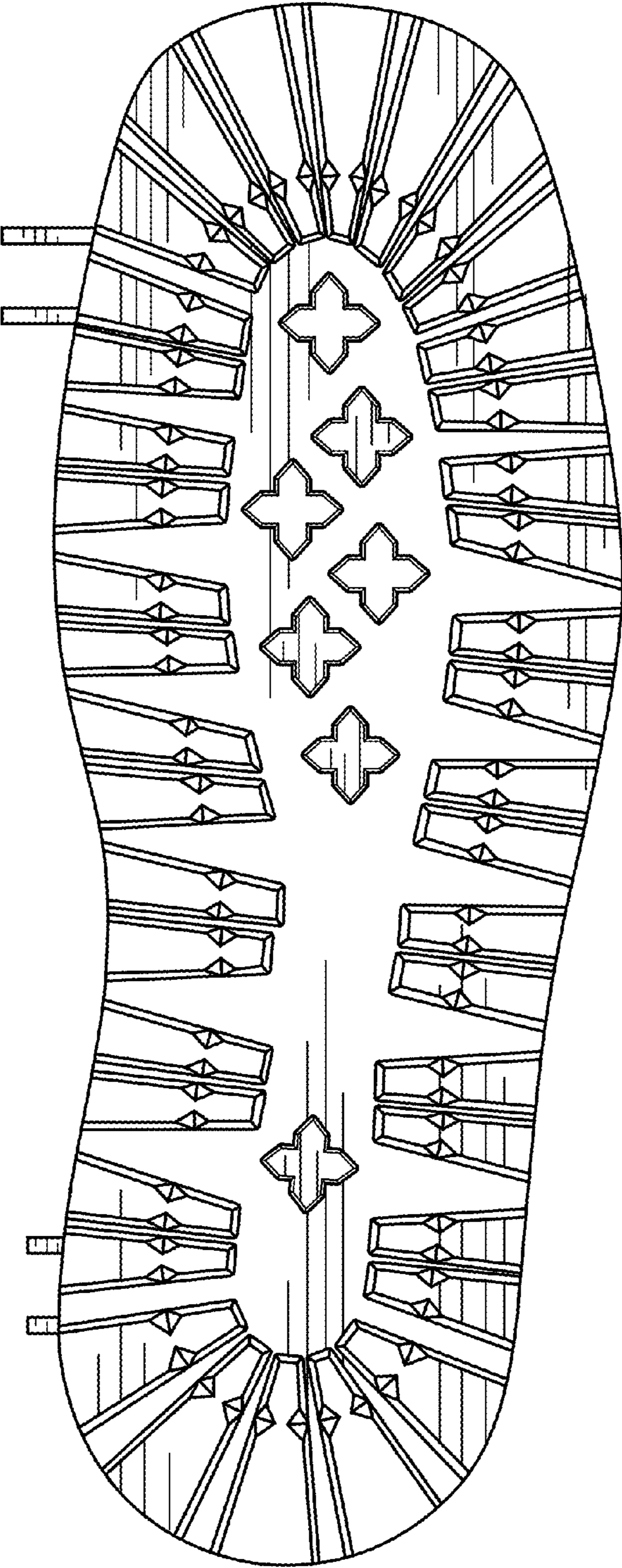


FIG. 2

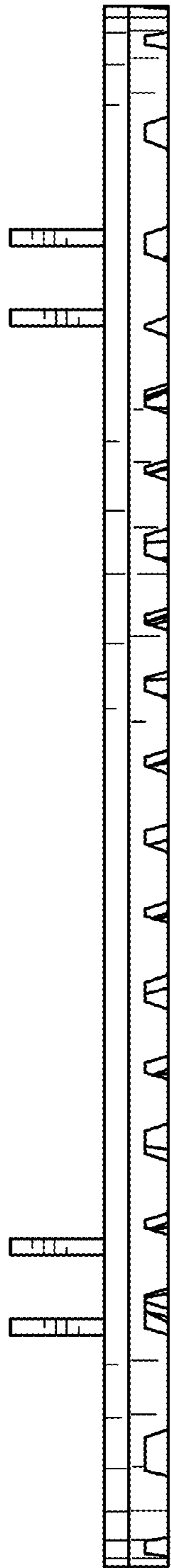


FIG. 3

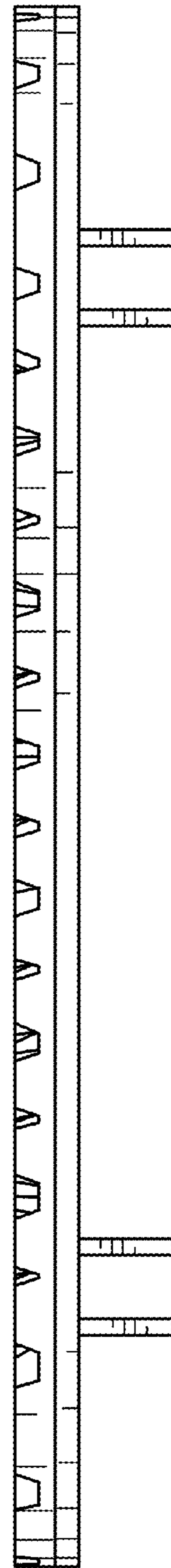


FIG. 4

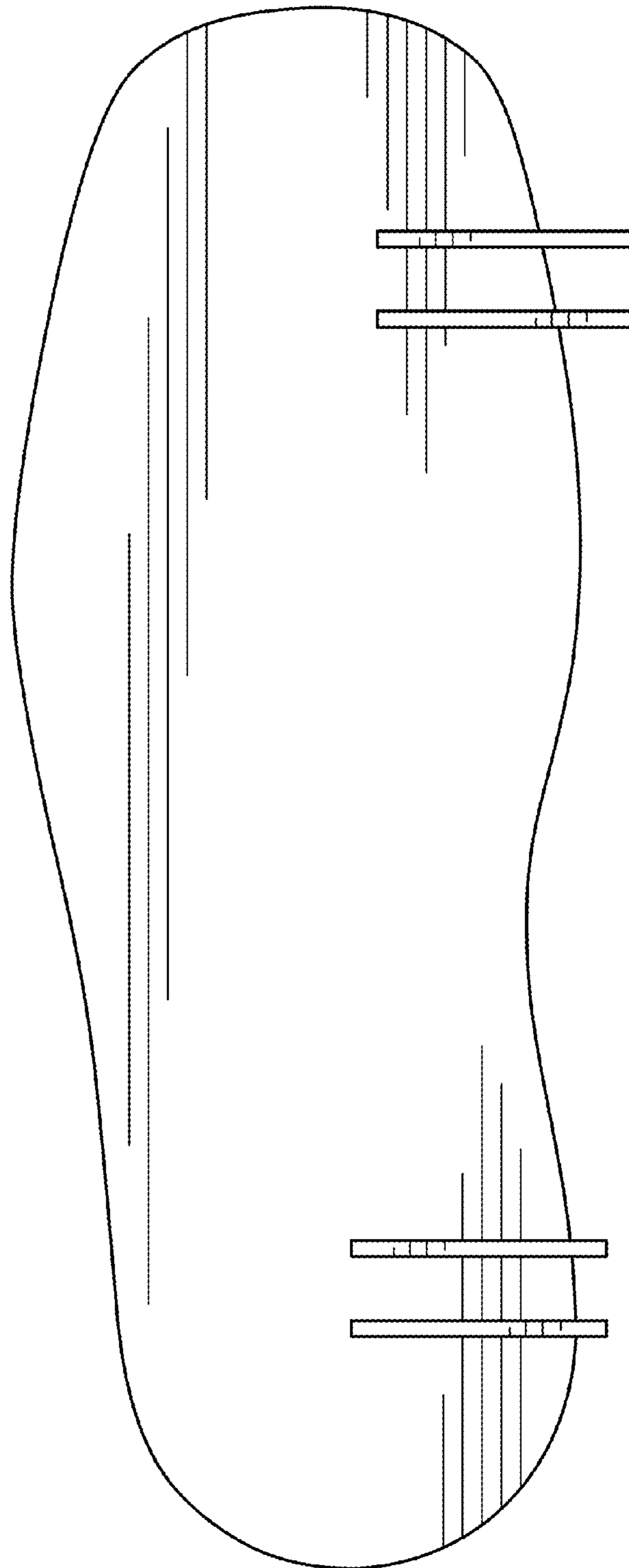


FIG. 5

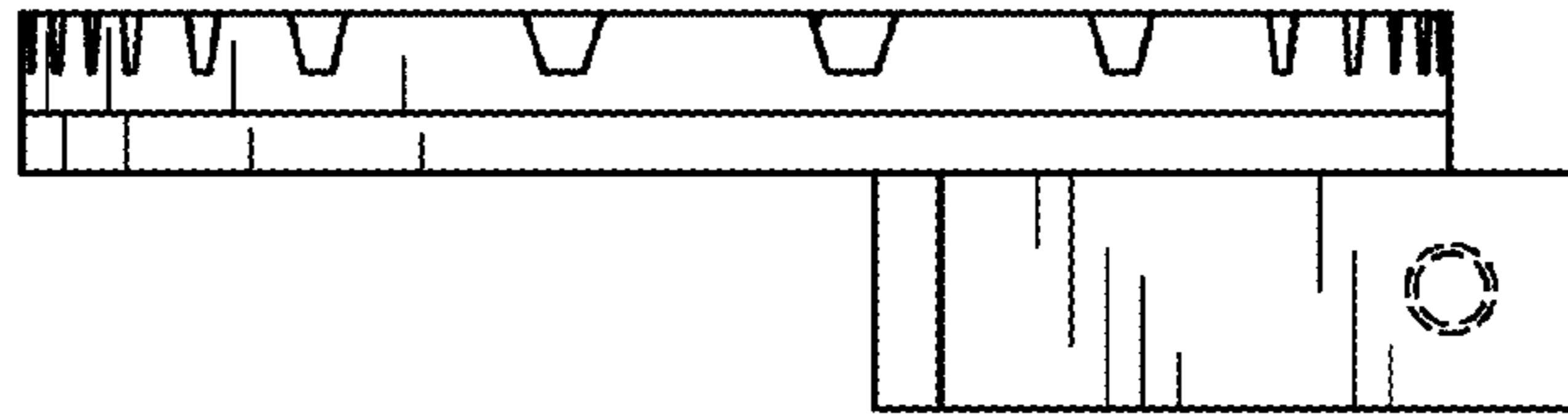


FIG. 6

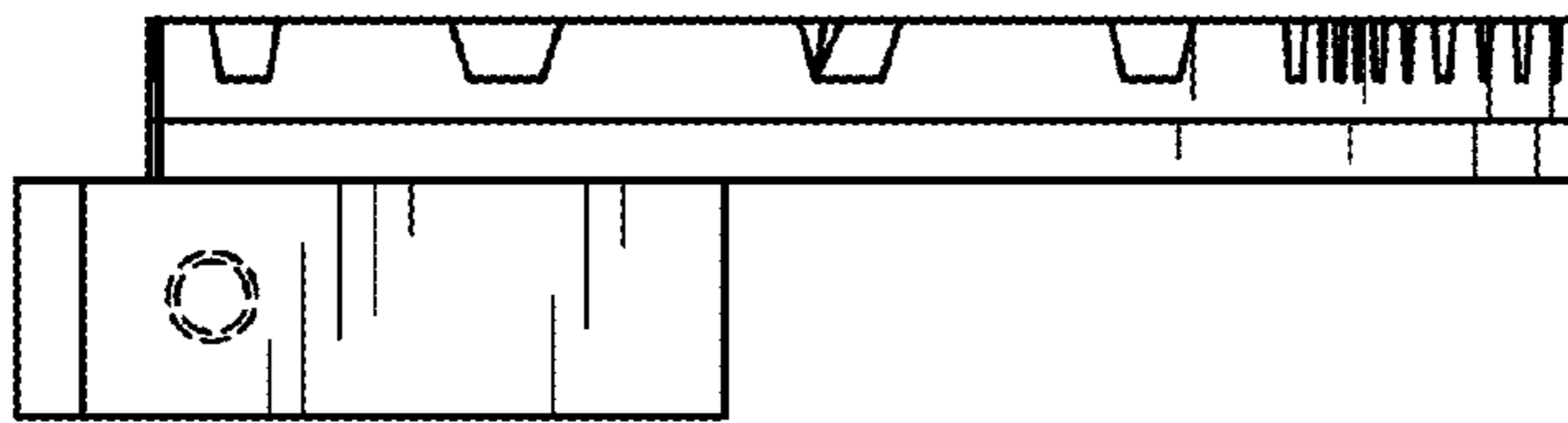


FIG. 7

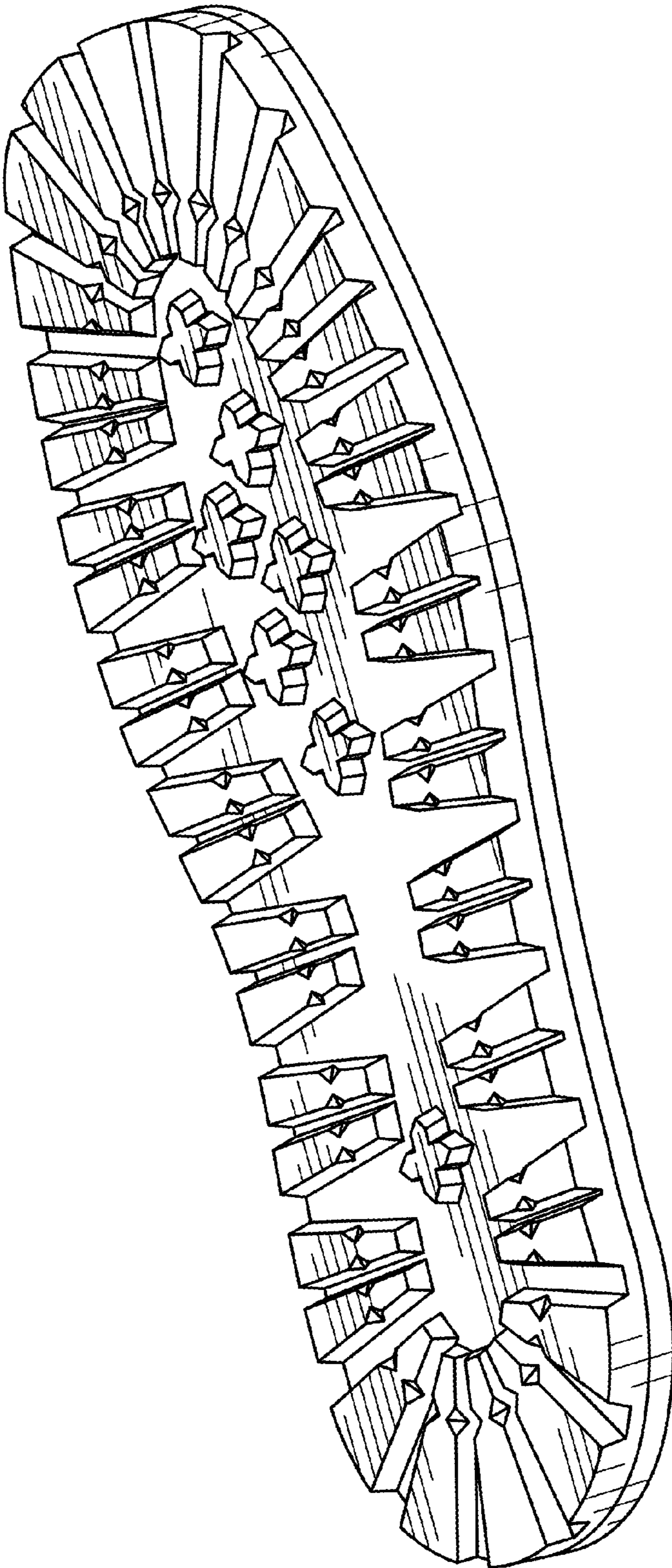


FIG. 8