



US00D753553S

(12) **United States Design Patent**  
**Alink**

(10) **Patent No.:** **US D753,553 S**  
(45) **Date of Patent:** **\*\* Apr. 12, 2016**

(54) **TRICYCLE FRAME**

(71) Applicant: **Barbara Elisabeth Alink**, Richmond  
(CA)

(72) Inventor: **Barbara Elisabeth Alink**, Richmond  
(CA)

(\*\*) Term: **14 Years**

(21) Appl. No.: **29/500,354**

(22) Filed: **Aug. 25, 2014**

(30) **Foreign Application Priority Data**

Feb. 26, 2014 (EM) ..... 002412544-0001

(51) **LOC (10) Cl.** ..... **12-11**

(52) **U.S. Cl.**  
USPC ..... **D12/112**

(58) **Field of Classification Search**  
USPC ..... D12/85, 86, 107, 112, 131; D21/424,  
D21/433, 434, 435; 180/65.1, 210-212,  
180/311, 312, 908; 296/181.1, 181.5;  
280/88, 264, 267, 288.1

CPC ..... B62D 21/11; B62D 29/043; B62D 31/00;  
B62D 49/00; B62D 61/065

See application file for complete search history.

(56) **References Cited**

**U.S. PATENT DOCUMENTS**

D306,988 S \* 4/1990 Cummings ..... D12/112  
4,917,396 A \* 4/1990 Meneses et al. .... 280/267  
D328,266 S \* 7/1992 Cummings ..... D12/112  
D357,215 S \* 4/1995 Cummings ..... D12/112  
5,762,351 A \* 6/1998 SooHoo ..... 280/267  
6,953,203 B2 \* 10/2005 Wilcox et al. .... 280/282  
7,708,291 B1 \* 5/2010 Henderson ..... 280/124.103  
7,909,340 B2 \* 3/2011 Henderson ..... 280/124.103

D668,186 S \* 10/2012 Tremblay ..... D12/112  
8,632,088 B2 \* 1/2014 Yerdon ..... 280/221  
2008/0258416 A1 \* 10/2008 Wilcox ..... 280/124.103  
2009/0194142 A1 8/2009 Zimmerman  
2010/0117426 A1 5/2010 Strassman  
2010/0263697 A1 10/2010 Catton  
2011/0031716 A1 \* 2/2011 Taylor ..... 280/259  
2011/0067943 A1 3/2011 Waita  
2014/0339787 A1 \* 11/2014 Chung ..... 280/257

**FOREIGN PATENT DOCUMENTS**

DE 37 20 368 A1 1/1989  
GB 08579 0/1913  
WO WO2013/162362 A1 10/2013

\* cited by examiner

*Primary Examiner* — Philip S Hyder

*Assistant Examiner* — Darlington Ly

(74) *Attorney, Agent, or Firm* — Cook Alex Ltd.

(57) **CLAIM**

The ornamental design for a tricycle frame, as shown and described.

**DESCRIPTION**

FIG. 1 is a front perspective view of a tricycle frame, showing the new design;

FIG. 2 is a perspective view from the left rear thereof illustrating saddle and handlebars in broken lines;

FIG. 3 is a perspective view from the left front top thereof;

FIG. 4 is a front elevation view thereof;

FIG. 5 is a side elevation view thereof; and,

FIG. 6 is a folded side elevational view thereof.

The broken line showing the handlebar, tricycle stem, seat tube, seat, wheels and axle is for the purpose of illustrating environmental structure for a tricycle frame and forms no part of the claimed design.

**1 Claim, 6 Drawing Sheets**

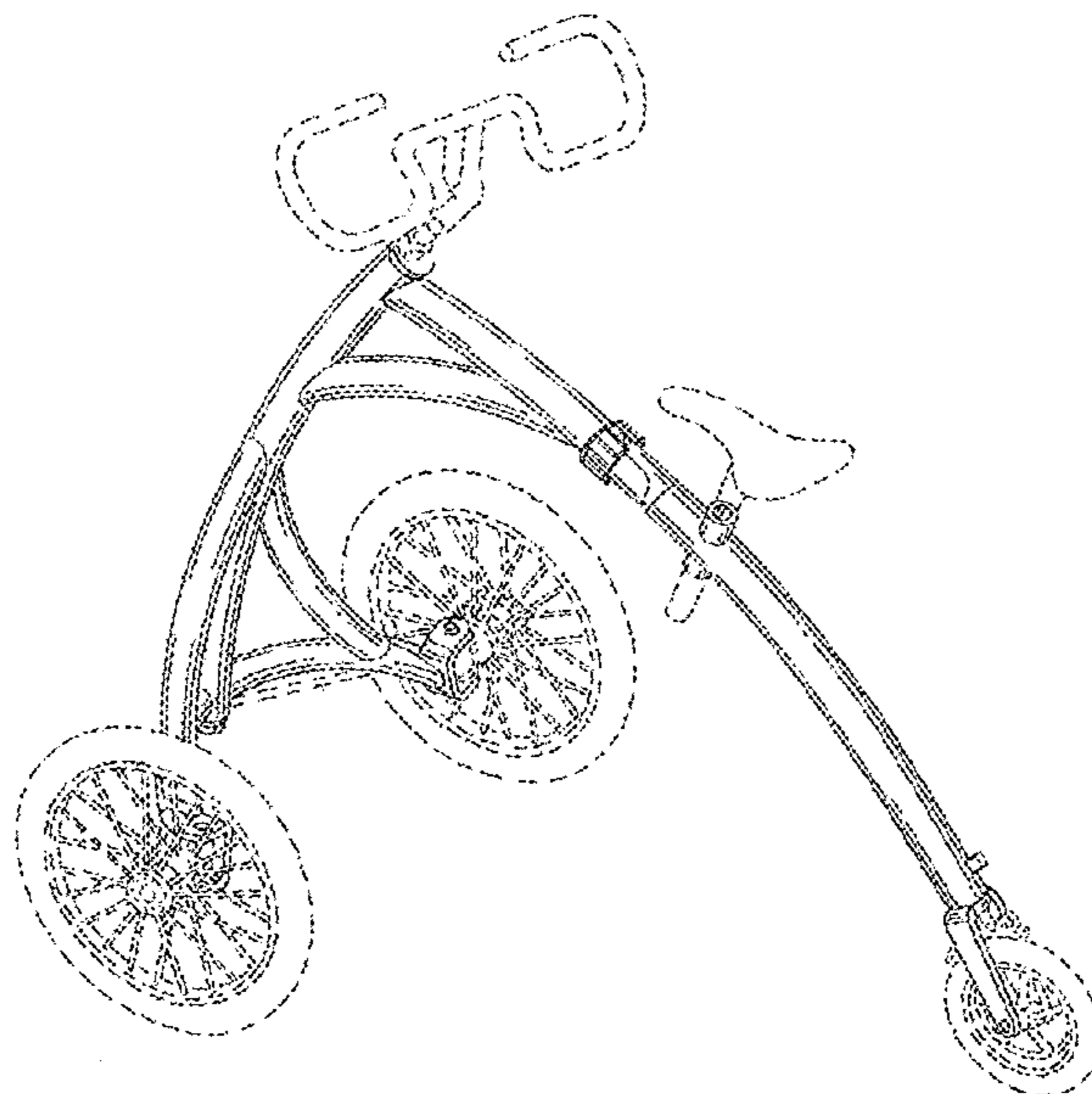


FIG. 1

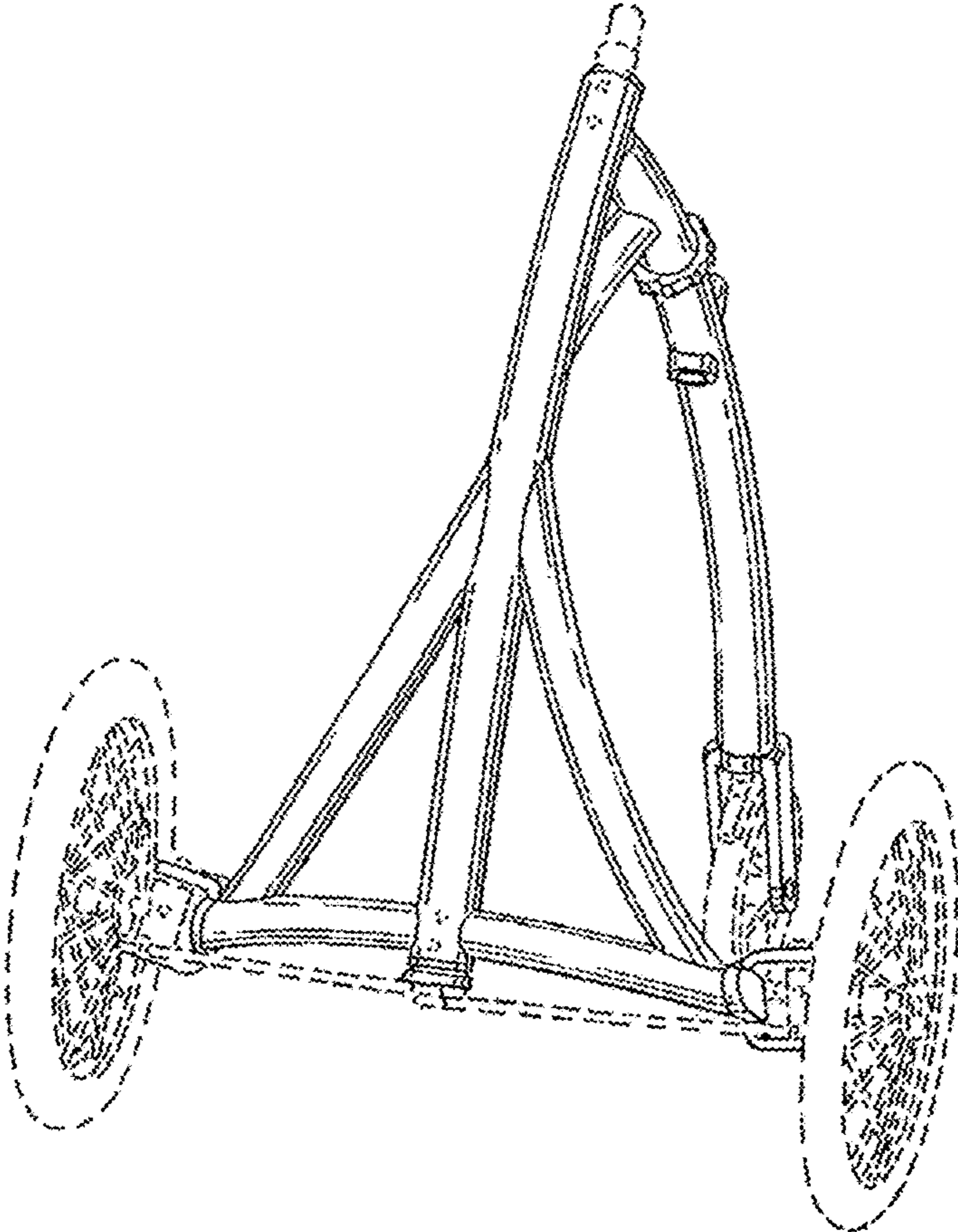


FIG. 2




FIG. 3

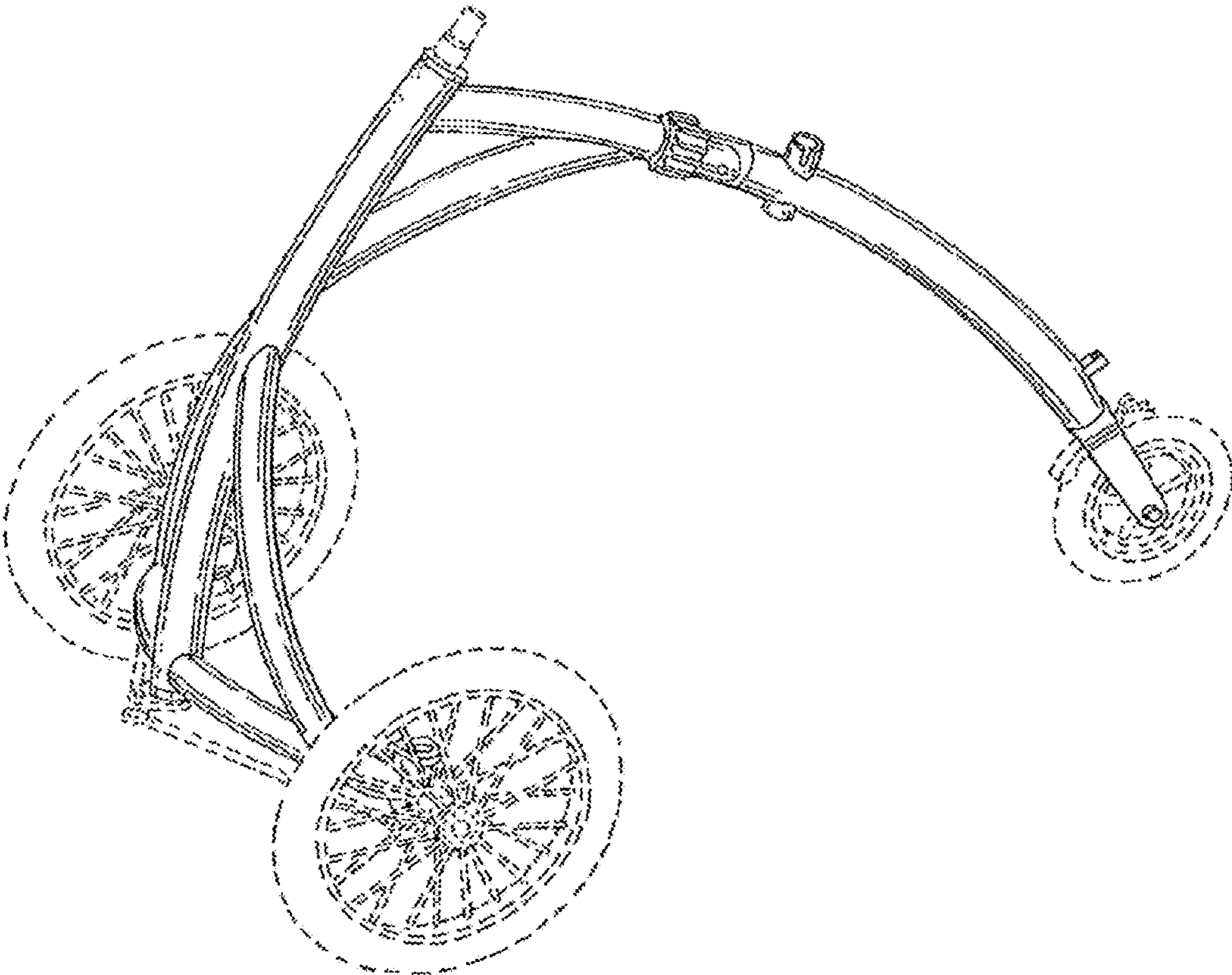


FIG. 4

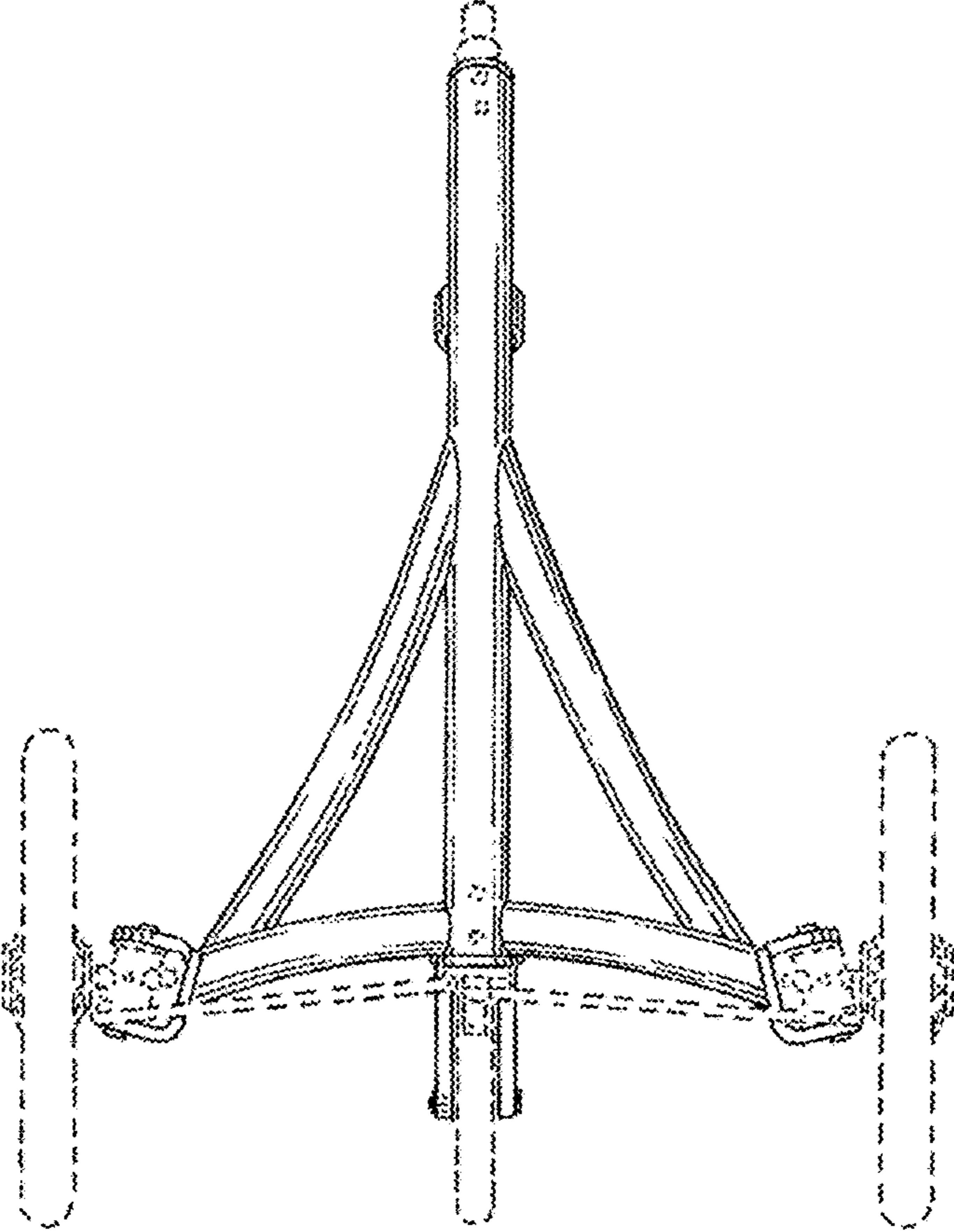


FIG. 5

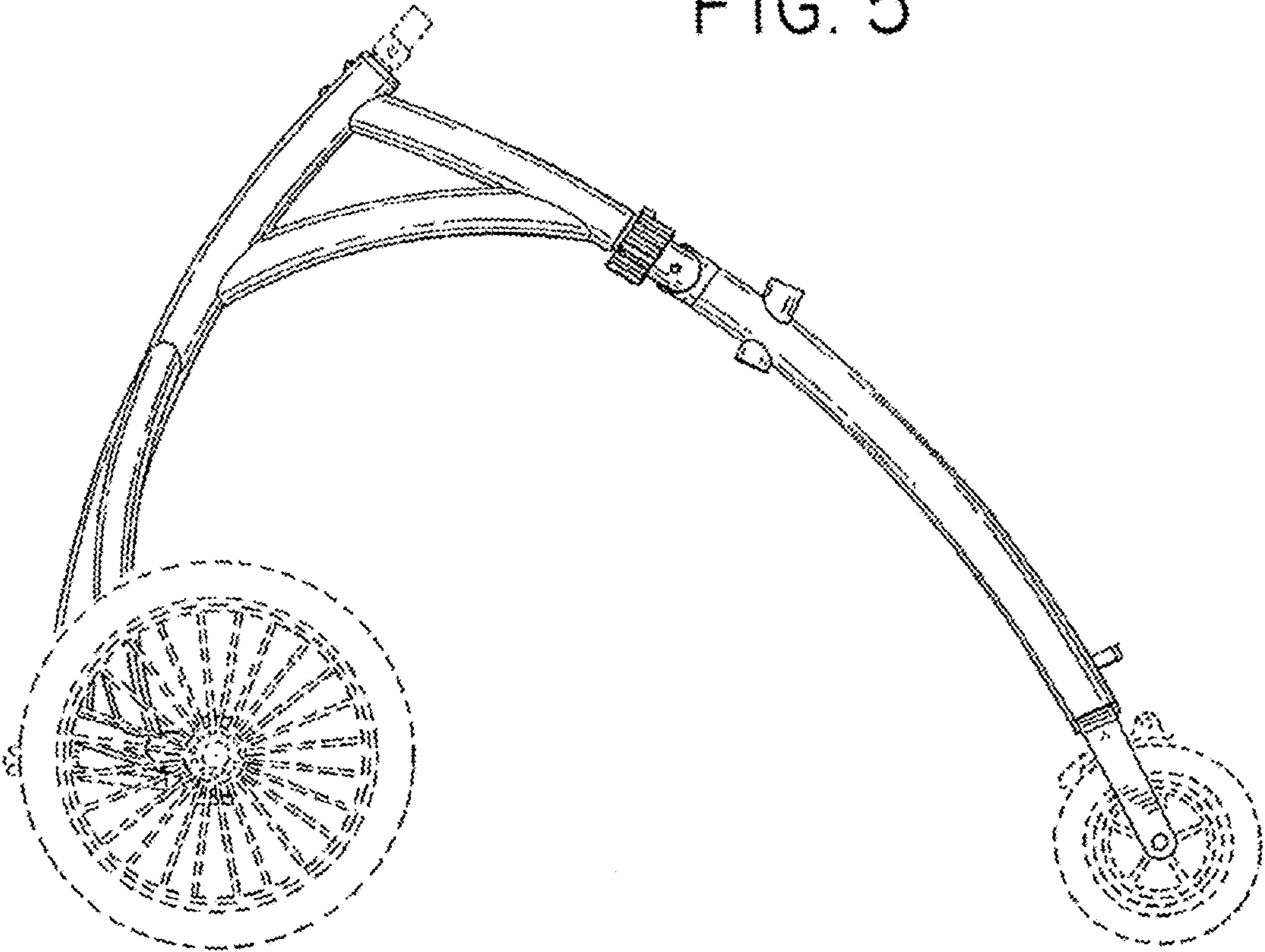


FIG. 6

