



US00D753551S

(12) **United States Design Patent**
Gale et al.

(10) **Patent No.:** **US D753,551 S**
(45) **Date of Patent:** **** Apr. 12, 2016**

(54) **AUTOMOBILE EXTERIOR**

(71) Applicants: **Jeffrey C Gale**, Auburn Hills, MI (US);
Rimon Ghobrial, Auburn Hills, MI
(US); **Matthew Dunford**, Waterford, MI
(US); **Joseph S Dehner**, Bloomfield
Hills, MI (US)

(72) Inventors: **Jeffrey C Gale**, Auburn Hills, MI (US);
Rimon Ghobrial, Auburn Hills, MI
(US); **Matthew Dunford**, Waterford, MI
(US); **Joseph S Dehner**, Bloomfield
Hills, MI (US)

(73) Assignee: **FCA US LLC**, Auburn Hills, MI (US)

(**) Term: **14 Years**

(21) Appl. No.: **29/510,568**

(22) Filed: **Dec. 1, 2014**

(51) **LOC (10) Cl.** **12-08**

(52) **U.S. Cl.**
USPC **D12/92; D12/88**

(58) **Field of Classification Search**
USPC D12/86, 90-92, 88; D21/421, 433, 434;
296/181.1, 181.5
CPC B62D 35/00; B62D 25/00; B62D 25/06;
B62D 33/00

See application file for complete search history.

(56) **References Cited**

U.S. PATENT DOCUMENTS

| | | | |
|--------------|--------|---------------|--------|
| D414,445 S | 9/1999 | Dehner et al. | |
| D510,056 S | 9/2005 | Hall et al. | |
| D519,060 S | 4/2006 | Hall et al. | |
| D644,960 S * | 9/2011 | Vardis | D12/92 |
| D645,789 S | 9/2011 | Vardis et al. | |
| D645,790 S | 9/2011 | Vardis et al. | |
| D652,553 S | 1/2012 | Vardis et al. | |
| D680,907 S | 4/2013 | Vardis et al. | |
| D684,900 S * | 6/2013 | Doyle | D12/92 |
| D687,349 S * | 8/2013 | Kruger | D12/82 |

* cited by examiner

Primary Examiner — Melody N Brown

(74) *Attorney, Agent, or Firm* — Ralph E Smith


(57) **CLAIM**

The ornamental design for an automobile exterior, as shown and described.

DESCRIPTION

FIG. 1 is a front perspective view of an automobile exterior showing our new design;
FIG. 2 is a rear perspective view thereof;
FIG. 3 is a right side view thereof;
FIG. 4 is a left side view thereof;
FIG. 5 is a front view thereof;
FIG. 6 is a rear view thereof; and,
FIG. 7 is a top plan view thereof.
It will be understood that the broken lines shown in the drawings illustrate portions of the automobile exterior that form no part of claimed design.

1 Claim, 5 Drawing Sheets



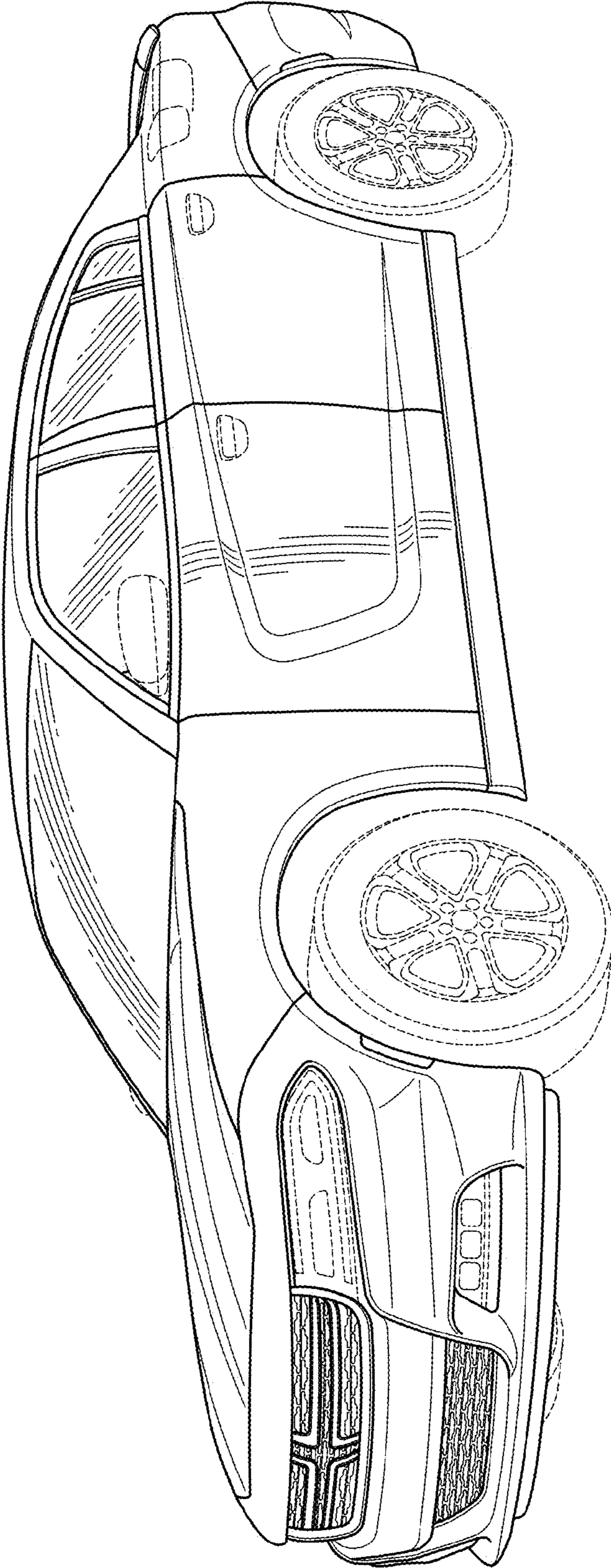


FIG. 1

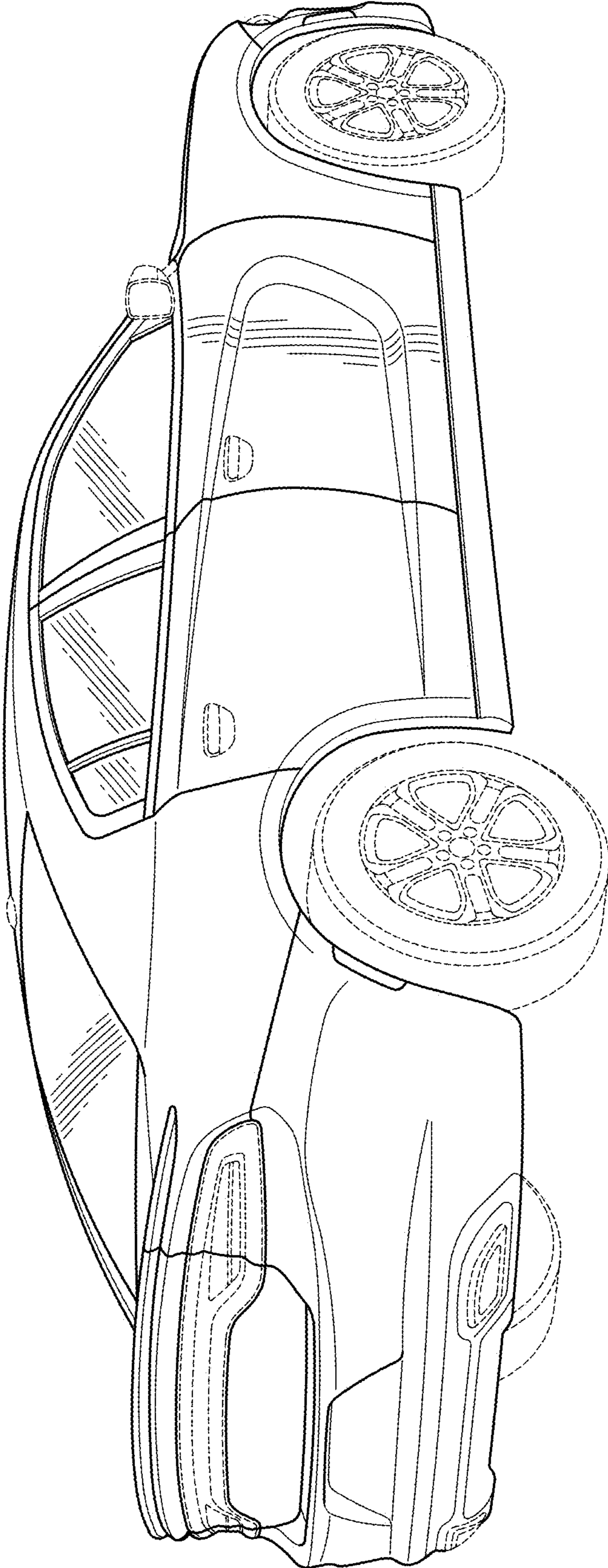


FIG. 2

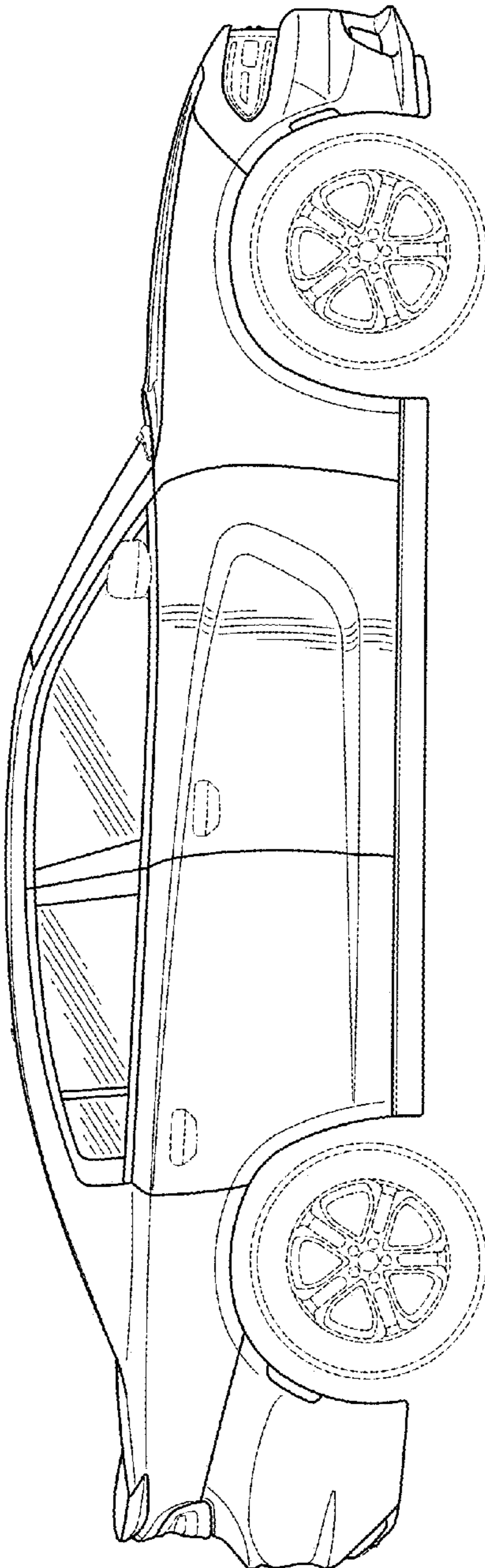


FIG. 3

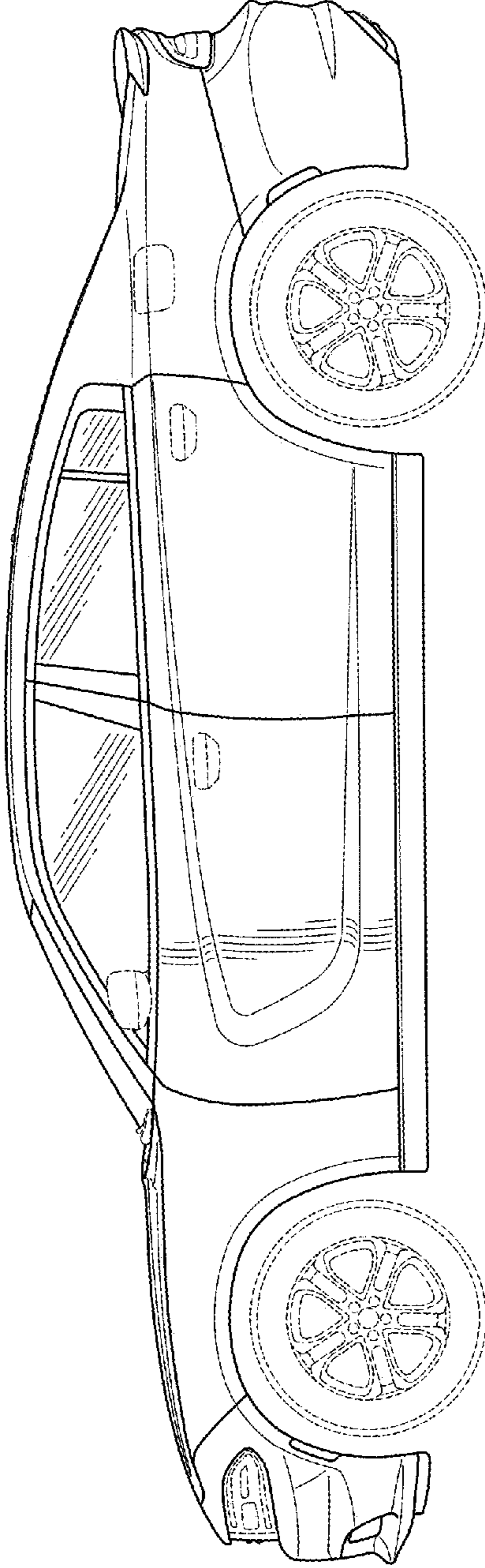


FIG. 4




FIG. 5

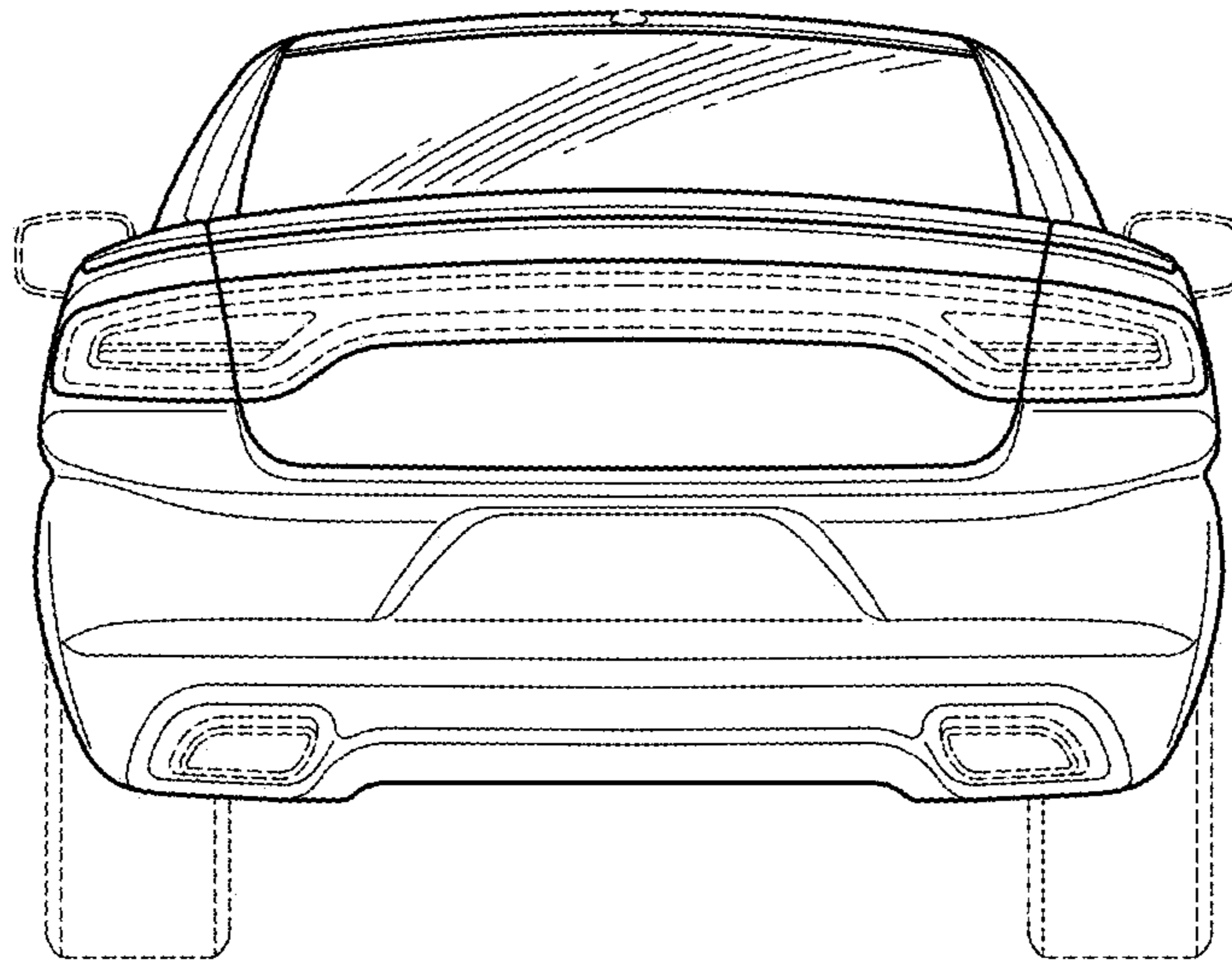


FIG. 6

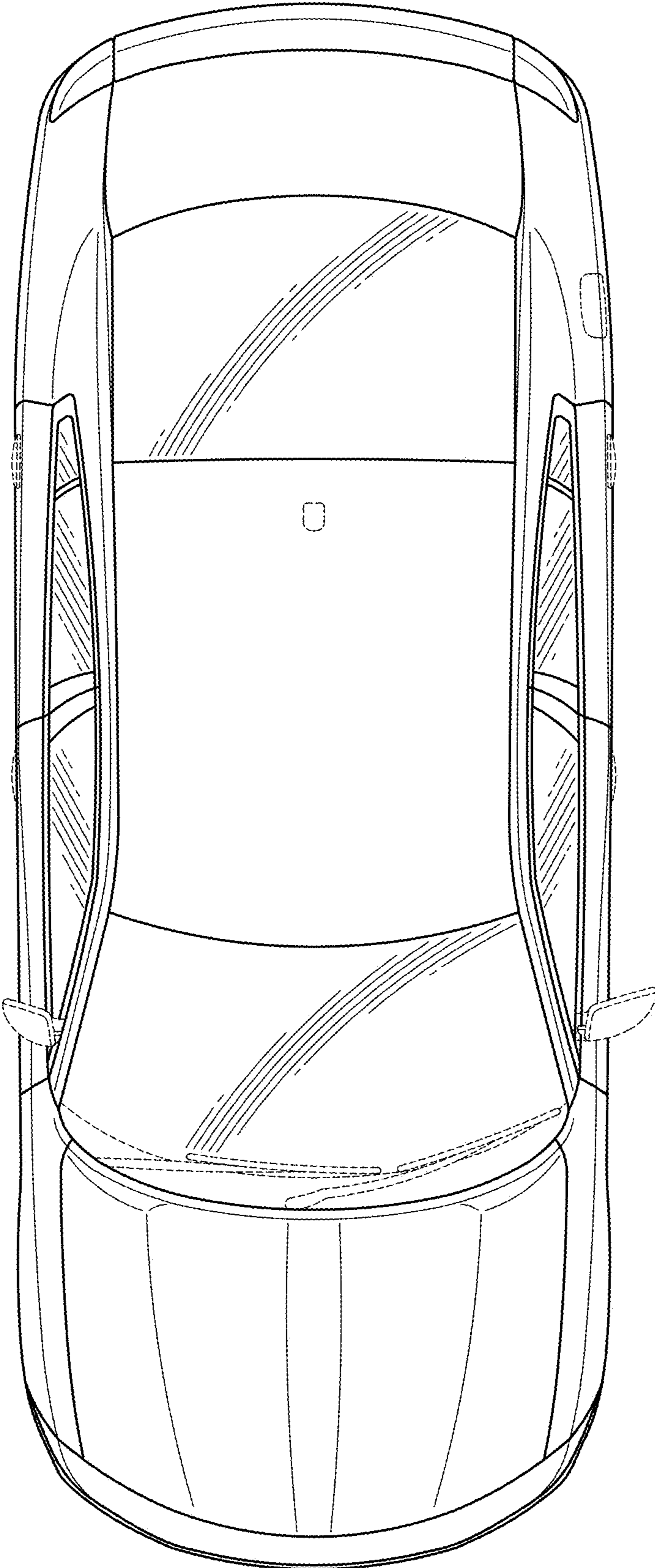


FIG. 7