



US00D753545S

(12) **United States Design Patent**
Gotlund et al.

(10) **Patent No.:** **US D753,545 S**
(45) **Date of Patent:** **** Apr. 12, 2016**

(54) **ADAPTER PAD FOR RAILCAR TRUCK**

FOREIGN PATENT DOCUMENTS

(71) Applicant: **Nevis Industries LLC**, Wilmington, DE (US)

WO 9301962 A1 2/1993

(72) Inventors: **Erik L. Gotlund**, Green Oaks, IL (US);
F. Andrew Nibouar, Chicago, IL (US);
Jon R. Jeambey, Naperville, IL (US);
James A. Pike, Fairview, PA (US);
Jason C. Bryant, Erie, PA (US);
Jonathan A. Stull, Erie, PA (US);
William A. Kurtzhals, Erie, PA (US)

OTHER PUBLICATIONS

Apr. 7, 2015—(WO) Partial International Search Report—App. PCT/US2014/072772.

(Continued)

Primary Examiner — T. Chase Nelson

Assistant Examiner — Ania Aman

(74) *Attorney, Agent, or Firm* — Banner & Witcoff, Ltd.

(73) Assignee: **Nevis Industries LLC**, Wilmington, DE (US)

(57) **CLAIM**

The ornamental design for an adapter pad for railcar truck, as shown and described.

(**) Term: **14 Years**

DESCRIPTION

(21) Appl. No.: **29/511,089**

FIG. 1 is a top, front, left perspective view of an adapter pad for railcar truck showing a first embodiment of our new design;

(22) Filed: **Dec. 5, 2014**

FIG. 2 is a front view thereof;

(51) **LOC (10) Cl.** **12-03**

FIG. 3 is a right side view thereof;

(52) **U.S. Cl.**

FIG. 4 is a rear view thereof;

USPC **D12/47**

FIG. 5 is a left side view thereof;

(58) **Field of Classification Search**

FIG. 6 is a top view thereof;

USPC D12/46, 47, 48, 49, 50, 51, 42, 118,
D12/400, 161, 159, 160; 105/224, 225,
105/218.1, 182.1, 222, 219, 223, 224.1;
384/459; D21/662, 686, 688, 694;
D24/190, 191; D25/113–116; D6/349,
D6/301; D30/160

FIG. 7 is a bottom view thereof;

CPC B61F 5/32; B61F 5/305; B61F 5/26;
B61F 5/125; B61F 5/30; B62D 55/26

FIG. 8 is a top, front, left perspective view of an adapter pad for railcar truck showing a second embodiment of our new design;

FIG. 9 is a front view thereof;

See application file for complete search history.

FIG. 10 is a right side view thereof;

FIG. 11 is a rear view thereof;

FIG. 12 is a left side view thereof;

FIG. 13 is a top view thereof; and,

FIG. 14 is a bottom view thereof.

The broken lines showing the remainder of the adapter pad for railcar truck are for environmental purposes only and form no part of the claimed design. The adapter pad for railcar truck is shown with a symbolic break in its length and height. The appearance of any portion of the article between the break lines forms no part of the claimed design.

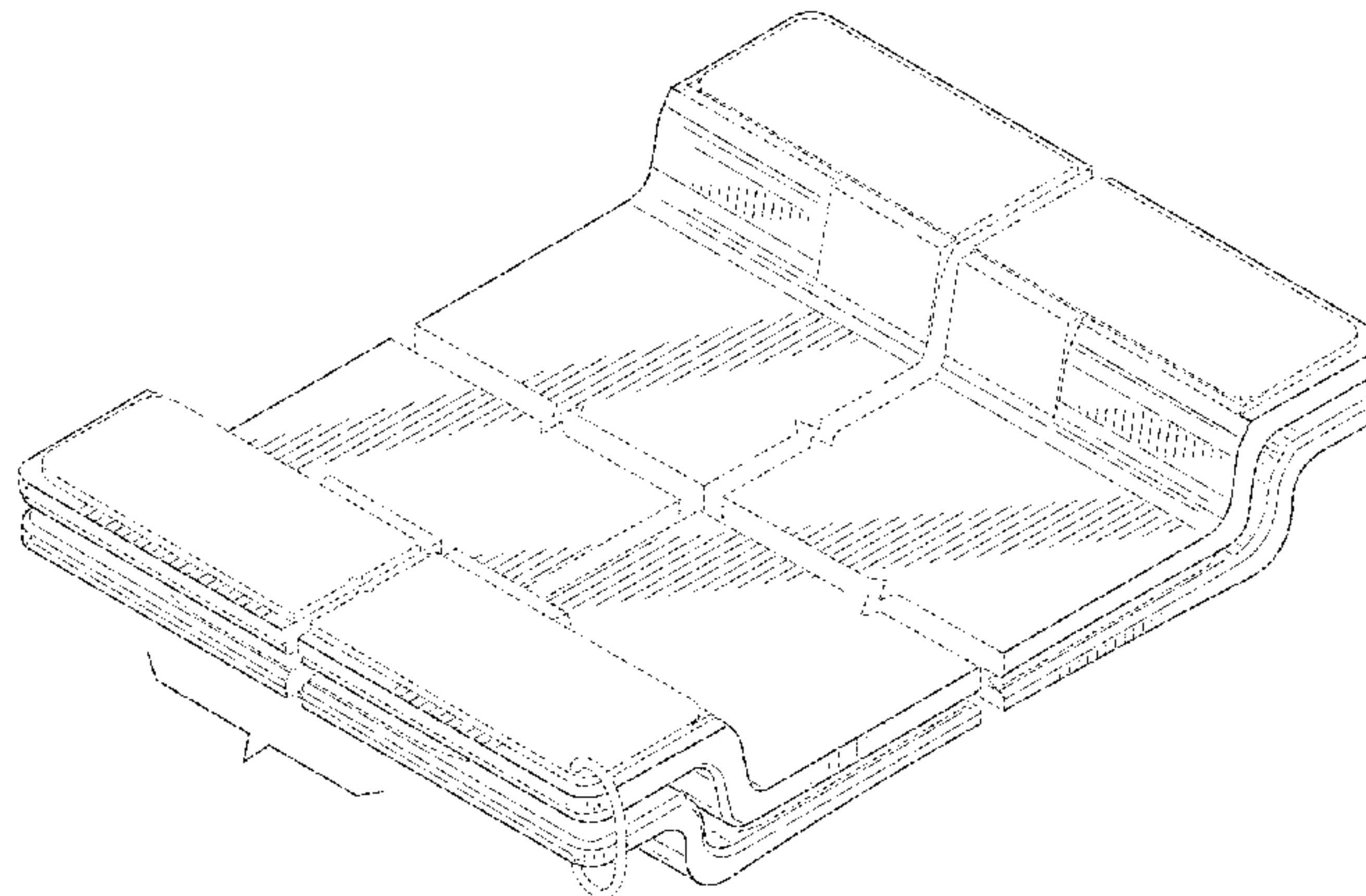
(56) **References Cited**

U.S. PATENT DOCUMENTS

14,981 A 5/1856 Arnett
50,771 A 10/1865 Nimbs

(Continued)

1 Claim, 8 Drawing Sheets



(56)

References Cited

U.S. PATENT DOCUMENTS

99,774 A	2/1870	Higley	1,704,052 A	3/1929	Melcher
115,261 A	5/1871	Winslow	1,705,555 A	3/1929	Buckwalter
124,227 A	3/1872	Stewart	1,708,993 A	4/1929	Woodman
142,104 A	8/1873	Hogan	1,730,234 A	10/1929	Oconnor
145,004 A	11/1873	Muzzey	1,742,860 A	1/1930	Horger
150,720 A	5/1874	Shattuck	1,744,277 A	1/1930	Melcher
154,542 A	9/1874	Cummings	1,745,319 A	1/1930	Brittain, Jr.
174,341 A	2/1876	Cox	1,745,321 A	1/1930	Brittain, Jr.
183,023 A	10/1876	Remsen	1,763,982 A	6/1930	O'Brien
201,310 A	3/1878	Vincent et al.	1,765,878 A	6/1930	Pflager
208,215 A	9/1878	Vincent	1,823,884 A	9/1931	Brittain, Jr.
208,857 A	10/1878	Sisum	1,859,265 A	5/1932	Brittain, Jr. et al.
235,852 A	12/1880	Browne	1,872,882 A	8/1932	Buckius
253,439 A	2/1882	Smith	1,928,740 A	10/1933	Tatum
301,510 A	7/1884	Meatyard	1,929,803 A	10/1933	Brittain, Jr.
309,657 A	12/1884	Shedlock	1,932,236 A	10/1933	Tyson
312,079 A	2/1885	Briody et al.	1,933,456 A	10/1933	Swallow
321,392 A	6/1885	Sisum	1,933,459 A	10/1933	Tatum
416,773 A	12/1889	Behrens	1,941,159 A	12/1933	Tatum
444,509 A	1/1891	Sharpneck	1,941,996 A	1/1934	Mussey
528,844 A	11/1894	Barber	1,943,055 A	1/1934	Brittain, Jr.
560,258 A	5/1896	Cloud	1,958,188 A	5/1934	Drews
625,853 A	5/1899	Schumacher	1,967,804 A	7/1934	Buckwalter
692,086 A	1/1902	Stephenson	1,967,808 A	7/1934	Buckwalter
693,984 A	2/1902	McMunn	1,979,235 A	10/1934	Tatum
696,617 A	4/1902	Woods	2,023,756 A	12/1935	Brownier
702,025 A	6/1902	McElroy	2,031,777 A	2/1936	Johnson
708,855 A	9/1902	Barber	2,094,235 A	9/1937	Gibbons
743,559 A	11/1903	Read	2,100,065 A	11/1937	Buckwalter
775,271 A	11/1904	Graham	2,207,848 A	7/1940	Barrows
895,157 A	8/1908	Bush	2,229,429 A	1/1941	Travilla, Jr.
908,359 A	12/1908	Vauclain	2,230,215 A	1/1941	Mussey
931,658 A	8/1909	Stephenson	2,273,201 A	2/1942	Holland et al.
977,139 A	11/1910	Sharpneck	2,314,644 A	3/1943	Adams et al.
1,002,442 A	9/1911	Perkins	2,374,777 A	5/1945	Pflager
1,010,034 A	11/1911	Floyd	2,387,072 A	10/1945	Holland et al.
1,011,885 A	12/1911	Chase	2,389,840 A	11/1945	Bruce
1,029,325 A	6/1912	Van Sweringen	2,573,159 A	10/1951	Noe
1,057,402 A	4/1913	Berg	2,737,907 A	3/1956	Janeway
1,060,222 A	4/1913	Woodard	2,762,317 A	9/1956	Palmgren
1,072,721 A	9/1913	Hewitt	2,774,312 A	12/1956	Rossell
1,072,725 A	9/1913	Hewitt	2,777,402 A	1/1957	Rossell
1,072,726 A	9/1913	Hewitt	2,802,662 A	8/1957	Hirst
1,072,727 A	9/1913	Hewitt	2,818,821 A	1/1958	Cregier
1,079,178 A	11/1913	Kiesel, Jr.	2,836,130 A	5/1958	Rossell
1,092,814 A	4/1914	Kellogg	2,921,540 A	1/1960	Williams
1,097,970 A	5/1914	Doerr	3,006,290 A	10/1961	Seelig, Jr.
1,099,890 A	6/1914	Vaughan	3,098,682 A *	7/1963	Thomas 384/191.4
1,099,891 A	6/1914	Vaughan	3,211,112 A	10/1965	Baker
1,104,667 A	7/1914	Henderson	3,274,955 A	9/1966	Thomas
1,130,730 A	3/1915	Hewitt	3,276,395 A	10/1966	Heintzel
1,141,029 A	5/1915	Whittenburg	3,286,653 A	11/1966	Weber
1,141,667 A	6/1915	Thompson	3,302,589 A	2/1967	Williams
1,146,493 A	7/1915	Gilman	3,313,245 A	4/1967	Sundby
1,146,875 A	7/1915	Hess	3,352,255 A	11/1967	Sheppard
1,160,751 A	11/1915	Pflager	3,359,923 A	12/1967	Wood
1,180,717 A	4/1916	Hewitt	3,380,400 A	4/1968	Barber
1,190,703 A	7/1916	Barber	3,381,629 A	5/1968	Jones
1,191,136 A	7/1916	Muhfeld et al.	3,397,653 A	8/1968	Williams
1,264,184 A	4/1918	Hewitt	3,512,482 A	5/1970	Lich
1,306,460 A	6/1919	Beasley	3,517,620 A	6/1970	Weber
1,325,772 A	12/1919	Anger	3,539,170 A	11/1970	Hamel
1,370,377 A	3/1921	Stafford	3,618,533 A	11/1971	Hirst
1,377,702 A	5/1921	Lamont	3,621,792 A	11/1971	Lich
1,377,703 A	5/1921	Lamont	3,638,582 A	2/1972	Beebe
1,388,818 A	8/1921	Marsh	3,650,220 A	3/1972	Lich
1,389,928 A	9/1921	Barks	3,670,660 A	6/1972	Weber et al.
1,393,798 A	10/1921	Lamont	3,680,888 A	8/1972	Hirst
1,406,099 A	2/1922	Stafford	3,682,104 A	8/1972	Henricot
1,410,516 A	3/1922	Sandman	3,699,897 A	10/1972	Sherrick
1,414,960 A	5/1922	Kadel	3,817,188 A	6/1974	Lich
1,593,249 A	7/1926	Draper	3,839,969 A	10/1974	Thum
1,652,657 A	12/1927	Blunt	3,841,233 A	10/1974	Sinclair
1,696,608 A	12/1928	Kjolseth	3,844,226 A	10/1974	Brodeur et al.
1,697,514 A	1/1929	Priebe	3,857,556 A	12/1974	Wing
			3,888,187 A	6/1975	Van Moss, Jr.
			3,897,736 A	8/1975	Tack
			3,945,327 A	3/1976	Henricot
			3,965,825 A	6/1976	Sherrick

(56)

References Cited

U.S. PATENT DOCUMENTS

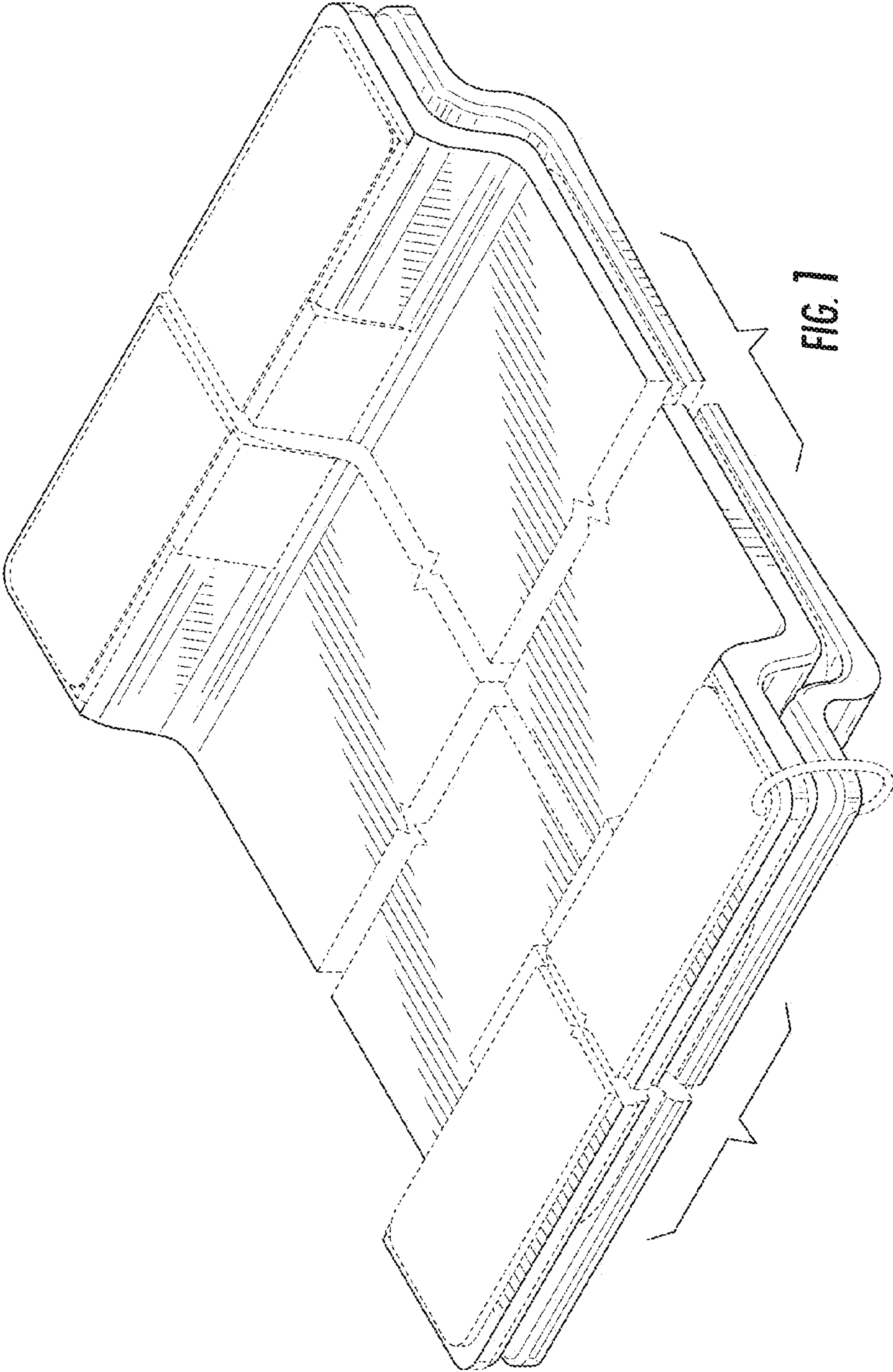
4,026,217 A 5/1977 Cross et al.
 4,034,681 A 7/1977 Neumann et al.
 4,067,261 A 1/1978 Scheffel
 4,072,112 A 2/1978 Wiebe
 4,078,501 A 3/1978 Neumann et al.
 4,111,131 A 9/1978 Bullock
 4,134,343 A 1/1979 Jackson
 4,136,620 A 1/1979 Scheffel et al.
 4,150,627 A 4/1979 Paton et al.
 4,151,801 A 5/1979 Scheffel et al.
 4,192,240 A 3/1980 Korpics
 4,203,371 A 5/1980 Tack
 4,236,457 A 12/1980 Cope
 4,237,793 A 12/1980 Holden et al.
 4,338,865 A 7/1982 Eggert, Jr.
 4,356,775 A 11/1982 Paton et al.
 4,363,278 A 12/1982 Mulcahy
 4,373,446 A 2/1983 Cope
 4,413,569 A 11/1983 Mulcahy
 4,416,203 A 11/1983 Sherrick
 4,428,303 A 1/1984 Tack
 4,433,629 A 2/1984 Roush, Jr.
 4,438,703 A 3/1984 Eggert, Jr.
 4,440,095 A 4/1984 Mathieu
 4,444,122 A 4/1984 Dickhart, III
 4,455,946 A 6/1984 List
 4,458,604 A 7/1984 Cope
 4,483,253 A 11/1984 List
 4,488,495 A 12/1984 Dean, II
 4,512,261 A 4/1985 Horger
 4,527,487 A 7/1985 Pinto
 4,546,706 A 10/1985 Jackson et al.
 4,552,074 A 11/1985 Mulcahy et al.
 4,674,412 A 6/1987 Mulcahy et al.
 4,776,283 A 10/1988 Shozi et al.
 4,785,740 A 11/1988 Grandy
 4,841,875 A 6/1989 Corsten et al.
 4,926,757 A 5/1990 Spencer
 4,932,330 A 6/1990 Herring, Jr.
 4,938,152 A 7/1990 List
 5,009,521 A 4/1991 Wiebe
 5,081,935 A 1/1992 Pavlick
 5,150,658 A 9/1992 Grandy
 5,237,933 A * 8/1993 Bucksbee 105/224.1
 5,261,332 A 11/1993 Grandy
 5,404,826 A * 4/1995 Rudibaugh et al. 105/222
 5,425,312 A 6/1995 Tack, Jr.
 5,509,358 A 4/1996 Hawthorne et al.
 5,544,591 A 8/1996 Taillon
 5,572,931 A 11/1996 Lazar et al.
 5,735,216 A 4/1998 Bullock et al.
 5,746,137 A 5/1998 Hawthorne et al.
 5,794,538 A 8/1998 Pitchford
 5,799,582 A * 9/1998 Rudibaugh et al. 105/222
 5,918,547 A 7/1999 Bullock et al.
 5,924,366 A 7/1999 Trainer et al.
 6,142,081 A 11/2000 Long et al.
 6,178,894 B1 * 1/2001 Leingang 105/224.1
 6,234,083 B1 5/2001 Tack, Jr.
 6,347,588 B1 2/2002 Leingang
 6,422,155 B1 * 7/2002 Heyden et al. 105/225
 6,591,759 B2 7/2003 Bullock
 6,659,016 B2 12/2003 Forbes
 6,874,426 B2 4/2005 Forbes
 6,895,866 B2 5/2005 Forbes
 6,920,828 B2 7/2005 Forbes
 7,004,079 B2 2/2006 Forbes

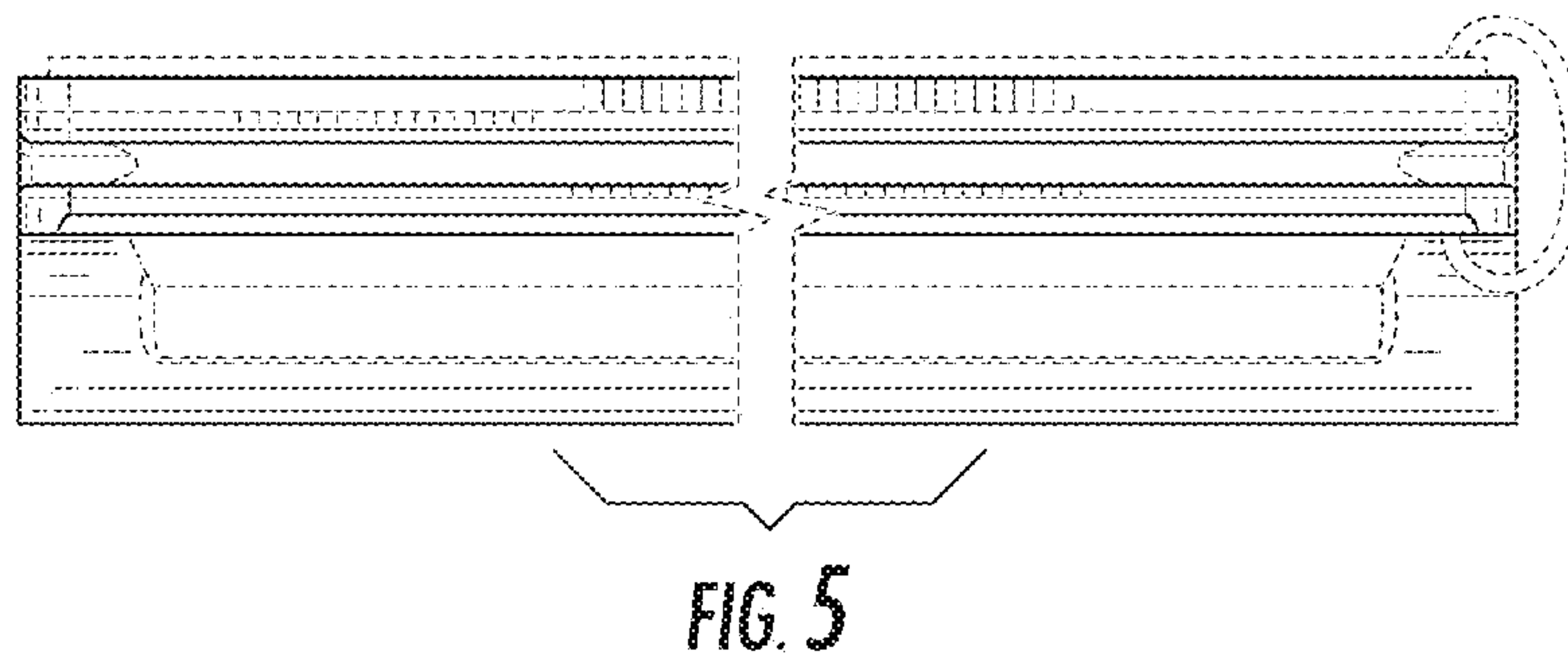
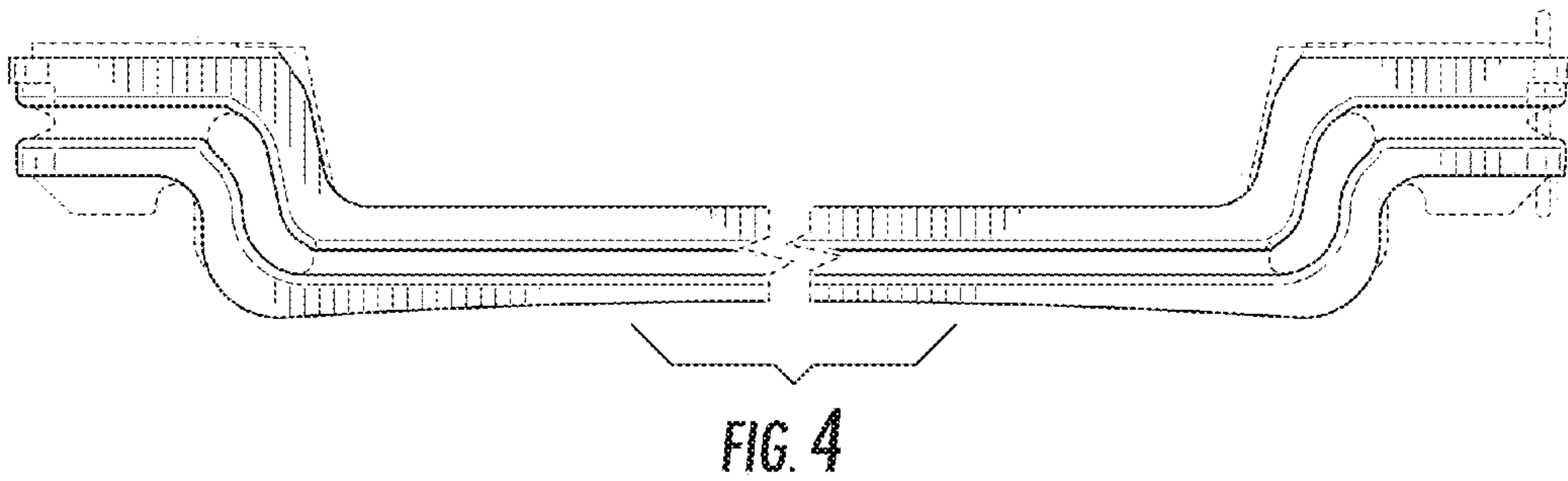
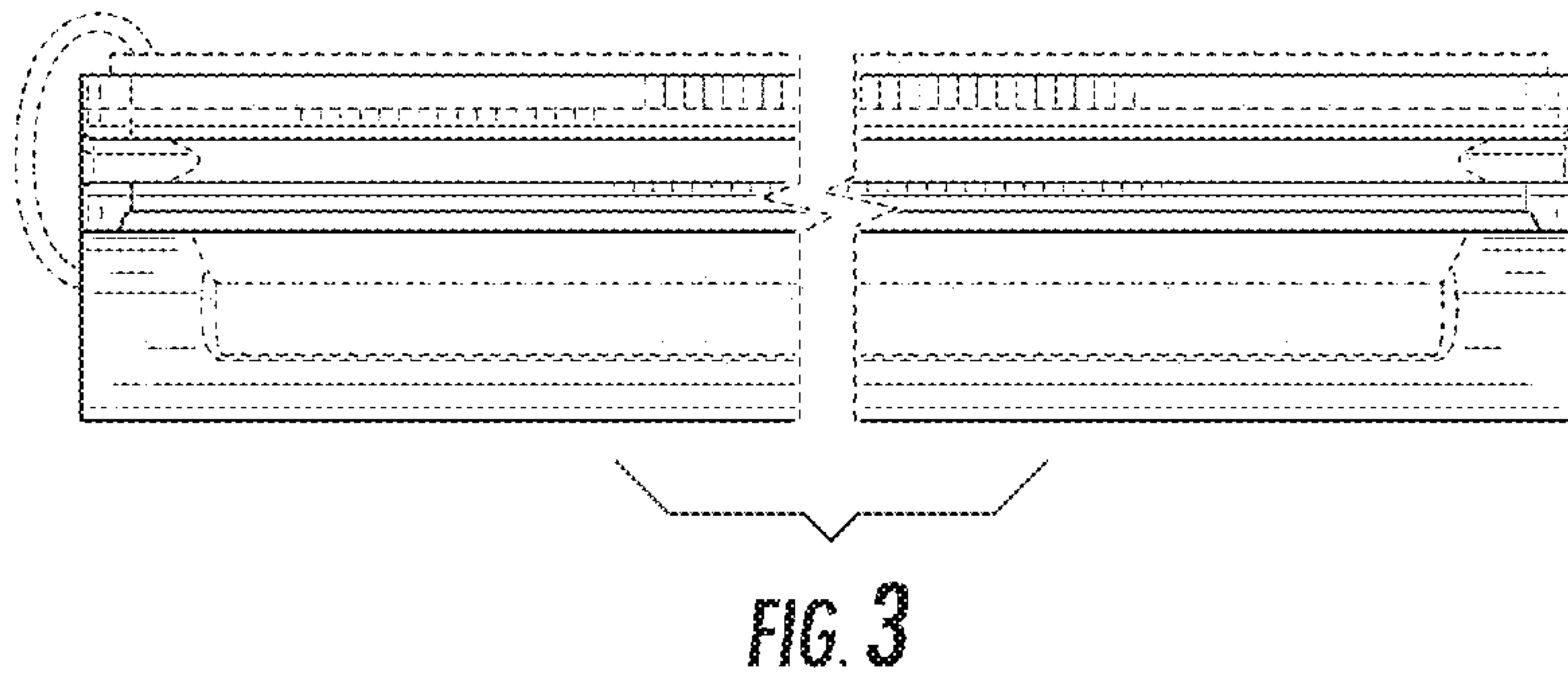
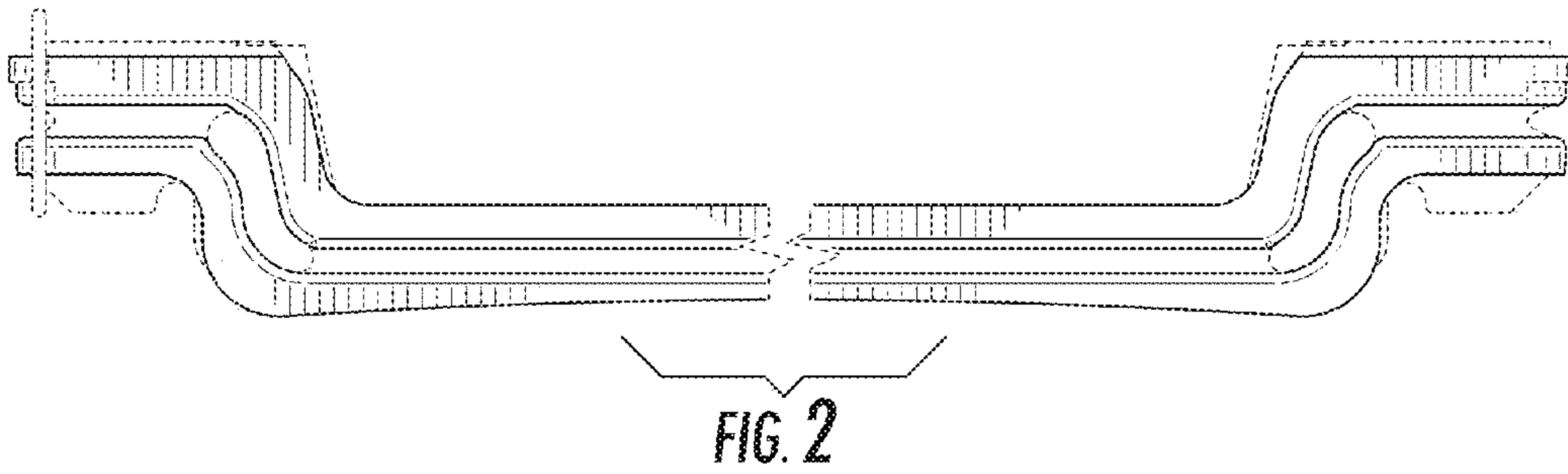
7,143,700 B2 12/2006 Forbes et al.
 7,231,878 B2 6/2007 Wike
 7,255,048 B2 8/2007 Forbes
 7,263,931 B2 9/2007 Forbes
 7,267,059 B2 9/2007 Forbes
 7,308,855 B2 12/2007 Van Auken
 7,328,659 B2 2/2008 Forbes
 7,387,074 B2 6/2008 Myers
 7,497,169 B2 3/2009 Forbes et al.
 7,513,199 B2 4/2009 Van Auken
 7,571,684 B2 8/2009 Forbes
 7,603,954 B2 10/2009 Forbes
 7,610,862 B2 11/2009 Forbes
 7,631,603 B2 12/2009 Forbes et al.
 7,654,204 B2 2/2010 Forbes
 7,681,506 B2 3/2010 Forbes et al.
 7,699,008 B2 4/2010 Forbes
 7,739,961 B2 6/2010 East et al.
 7,775,163 B2 8/2010 Forbes et al.
 7,823,513 B2 11/2010 Forbes et al.
 7,845,288 B2 12/2010 Forbes et al.
 7,878,125 B2 2/2011 Forbes et al.
 7,926,428 B2 4/2011 Schorr et al.
 7,946,229 B2 5/2011 Forbes et al.
 7,966,946 B1 6/2011 Novak et al.
 8,011,305 B2 9/2011 Al-Kaabi et al.
 8,011,306 B2 9/2011 Forbes
 8,025,014 B2 9/2011 Forbes et al.
 8,113,126 B2 2/2012 Forbes et al.
 8,205,560 B2 6/2012 East et al.
 8,272,333 B2 9/2012 Forbes et al.
 8,413,592 B2 4/2013 Forbes et al.
 8,567,320 B2 10/2013 Tavares et al.
 8,746,151 B2 6/2014 Forbes et al.
 2002/0038979 A1 * 4/2002 Watanabe et al. 305/177
 2003/0062772 A1 * 4/2003 Rasmussen 305/191
 2003/0196648 A1 * 10/2003 Schroer et al. 125/13.01
 2005/0005815 A1 * 1/2005 Forbes et al. 105/453
 2005/0022689 A1 * 2/2005 Forbes et al. 105/198.2
 2005/0223936 A1 10/2005 Forbes
 2006/0117985 A1 6/2006 Forbes et al.
 2007/0084377 A1 4/2007 Myers
 2007/0181033 A1 8/2007 Forbes et al.
 2008/0066641 A1 3/2008 Forbes et al.
 2009/0126599 A1 5/2009 Forbes et al.
 2009/0158956 A1 6/2009 Forbes et al.
 2009/0158957 A1 * 6/2009 East et al. 105/224.1
 2010/0139521 A1 6/2010 Forbes
 2010/0154672 A1 6/2010 Forbes et al.
 2010/0199880 A1 8/2010 East et al.
 2010/0288157 A1 11/2010 LeFebvre et al.
 2011/0073002 A1 3/2011 Forbes et al.
 2011/0126392 A1 6/2011 Forbes
 2011/0185939 A1 8/2011 Forbes et al.
 2012/0186486 A1 * 7/2012 Tavares et al. 105/224.1
 2012/0234202 A1 * 9/2012 Tavares et al. 105/225
 2013/0055922 A1 3/2013 Sun et al.
 2013/0098261 A1 4/2013 Forbes et al.
 2013/0098262 A1 4/2013 Forbes et al.
 2014/0109792 A1 4/2014 Forbes et al.

OTHER PUBLICATIONS

Apr. 7, 2015—(WO) Partial International Search Report—App. PCT/US2014/072350.
 Jul. 9, 2015—(WO) International Search Report and Written Opinion—App. PCT/US2014/072772.
 Jul. 9, 2015—(WO) International Search Report and Written Opinion—App. PCT/US2014/072350.

* cited by examiner





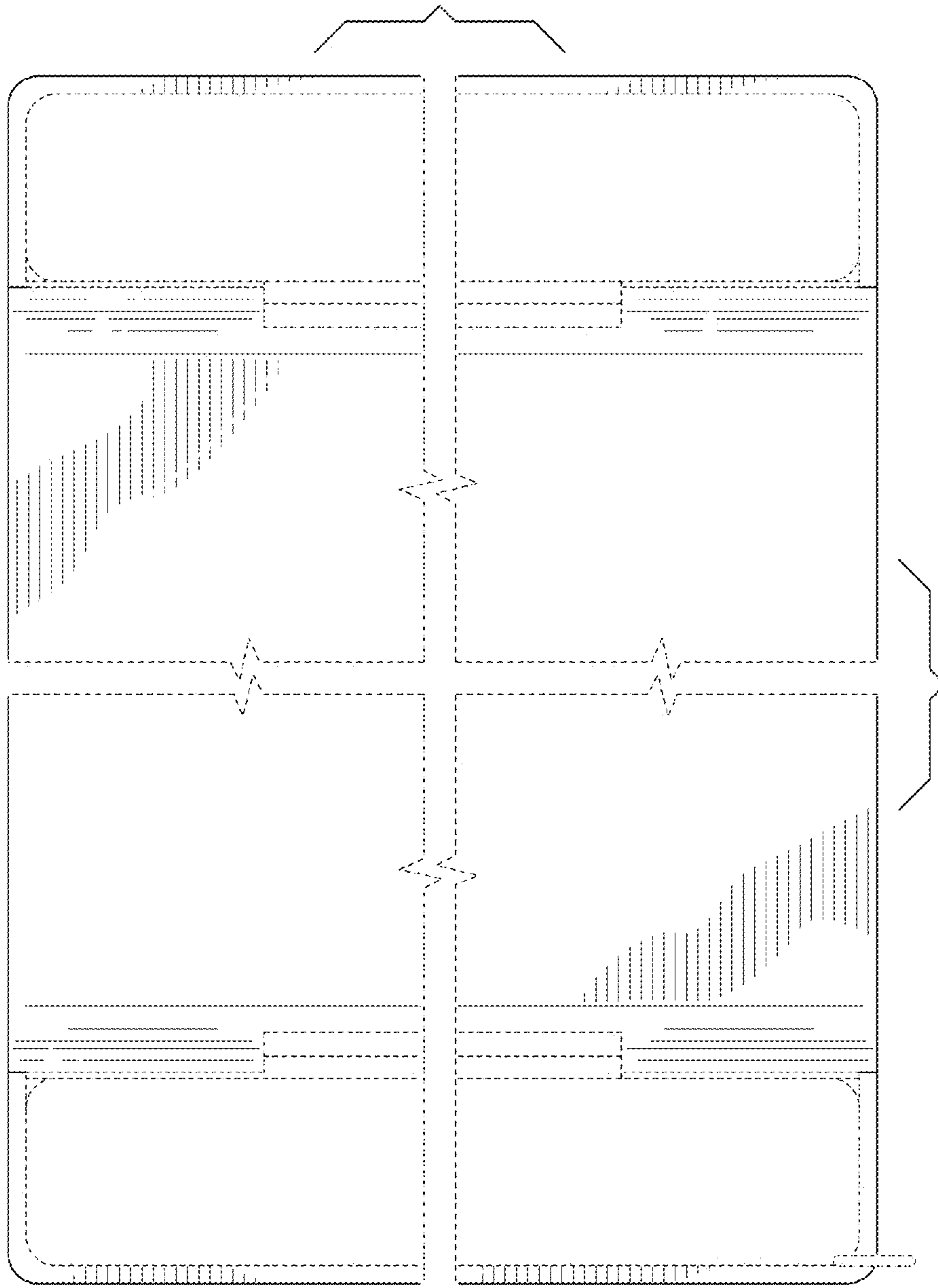


FIG. 6

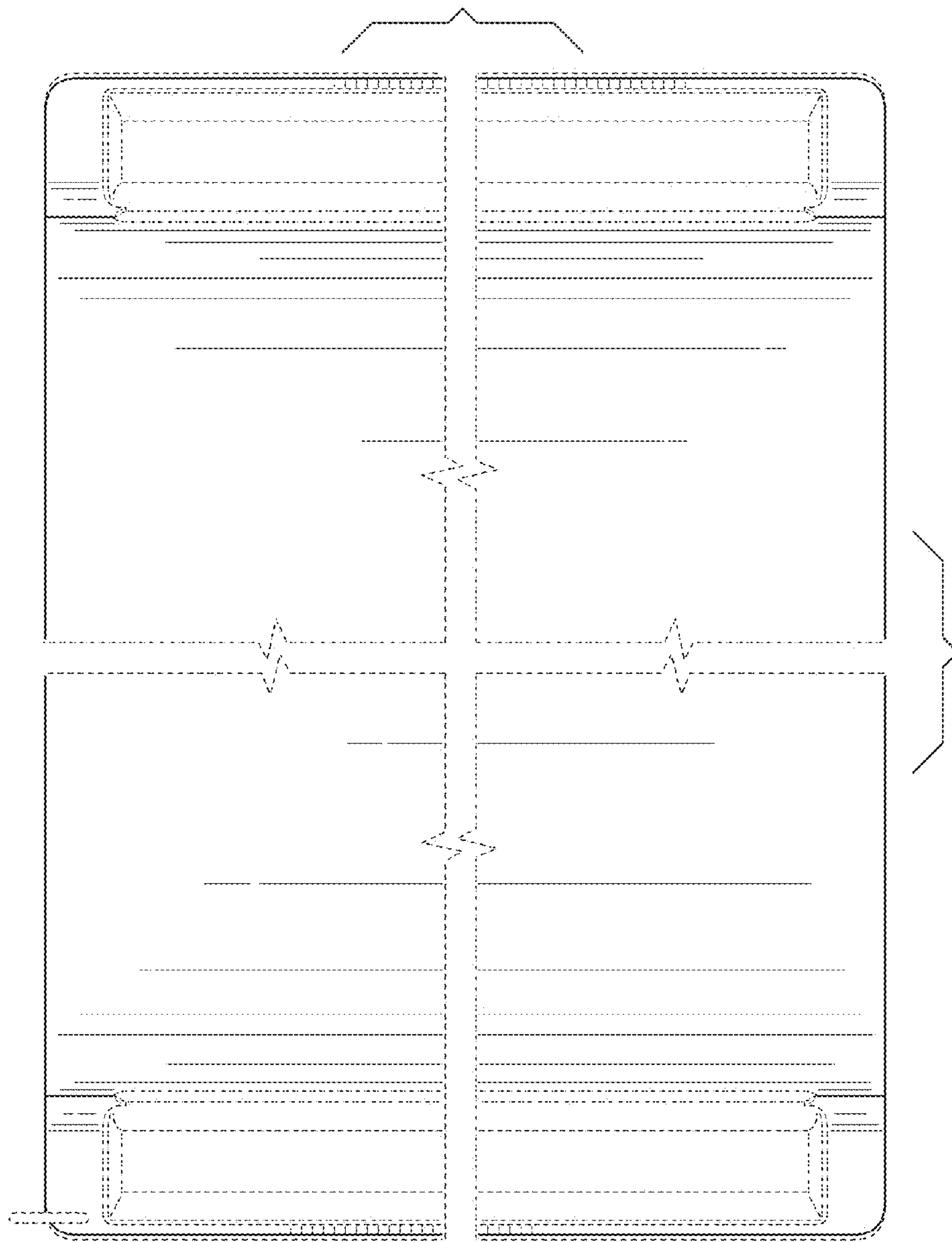


FIG. 7

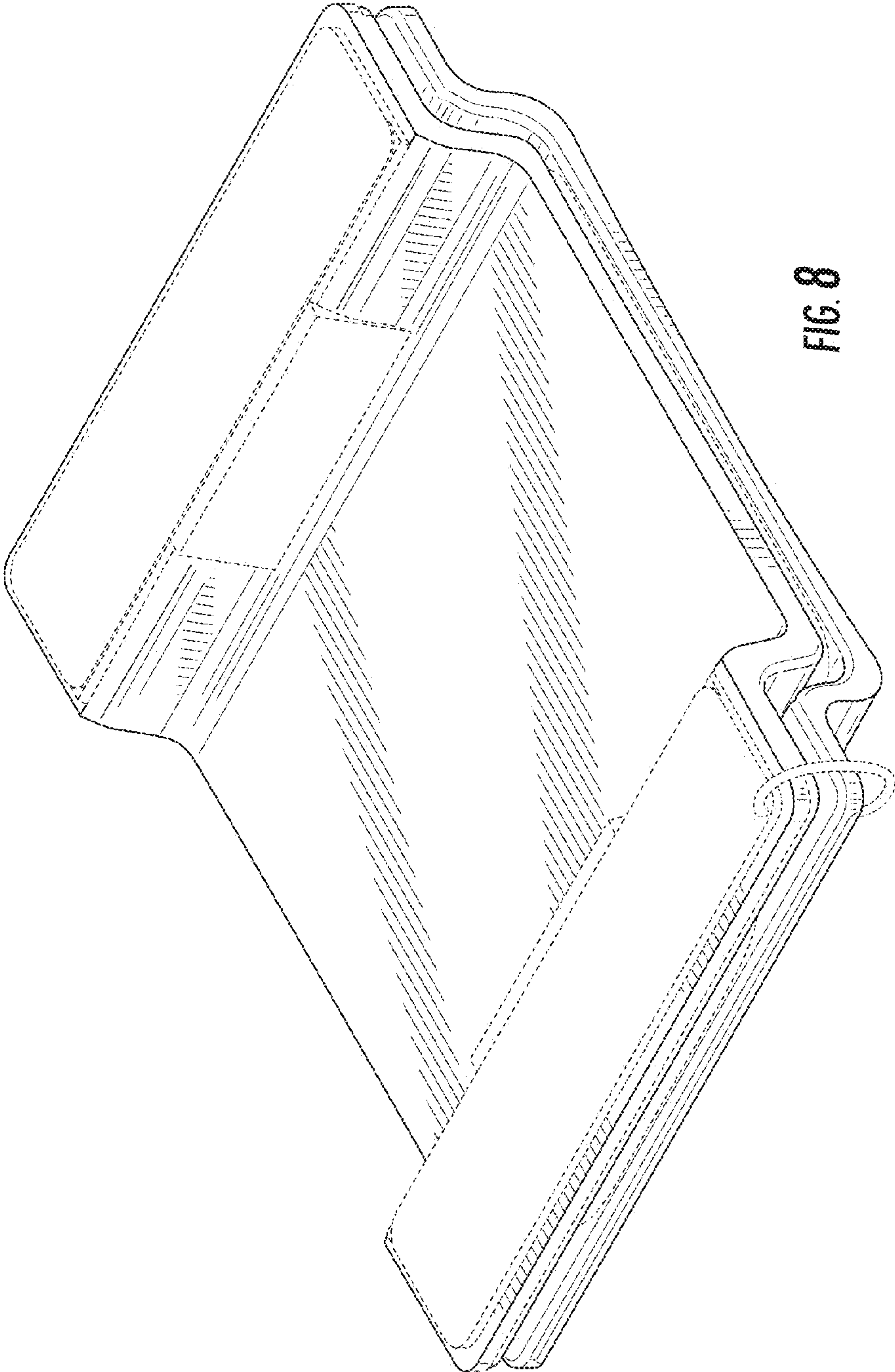


FIG. 8

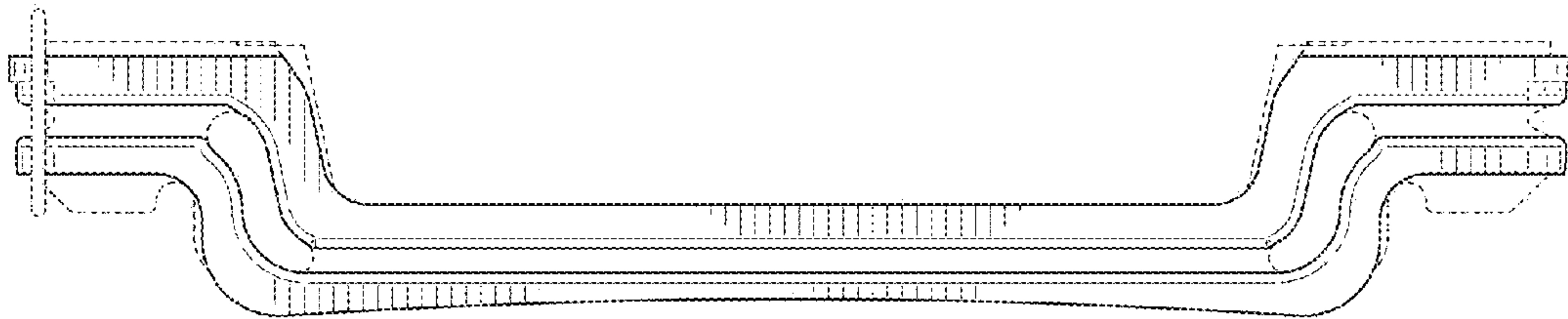


FIG. 9




FIG. 10

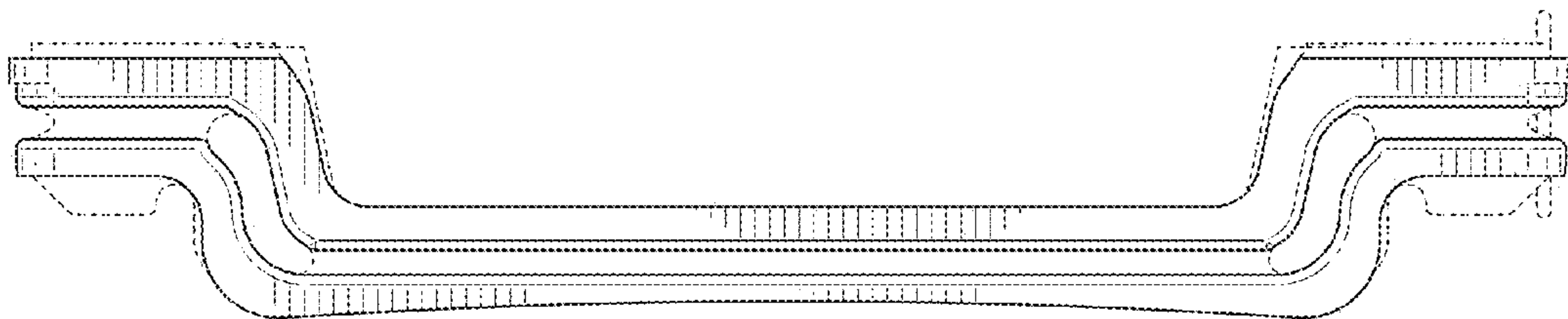


FIG. 11




FIG. 12

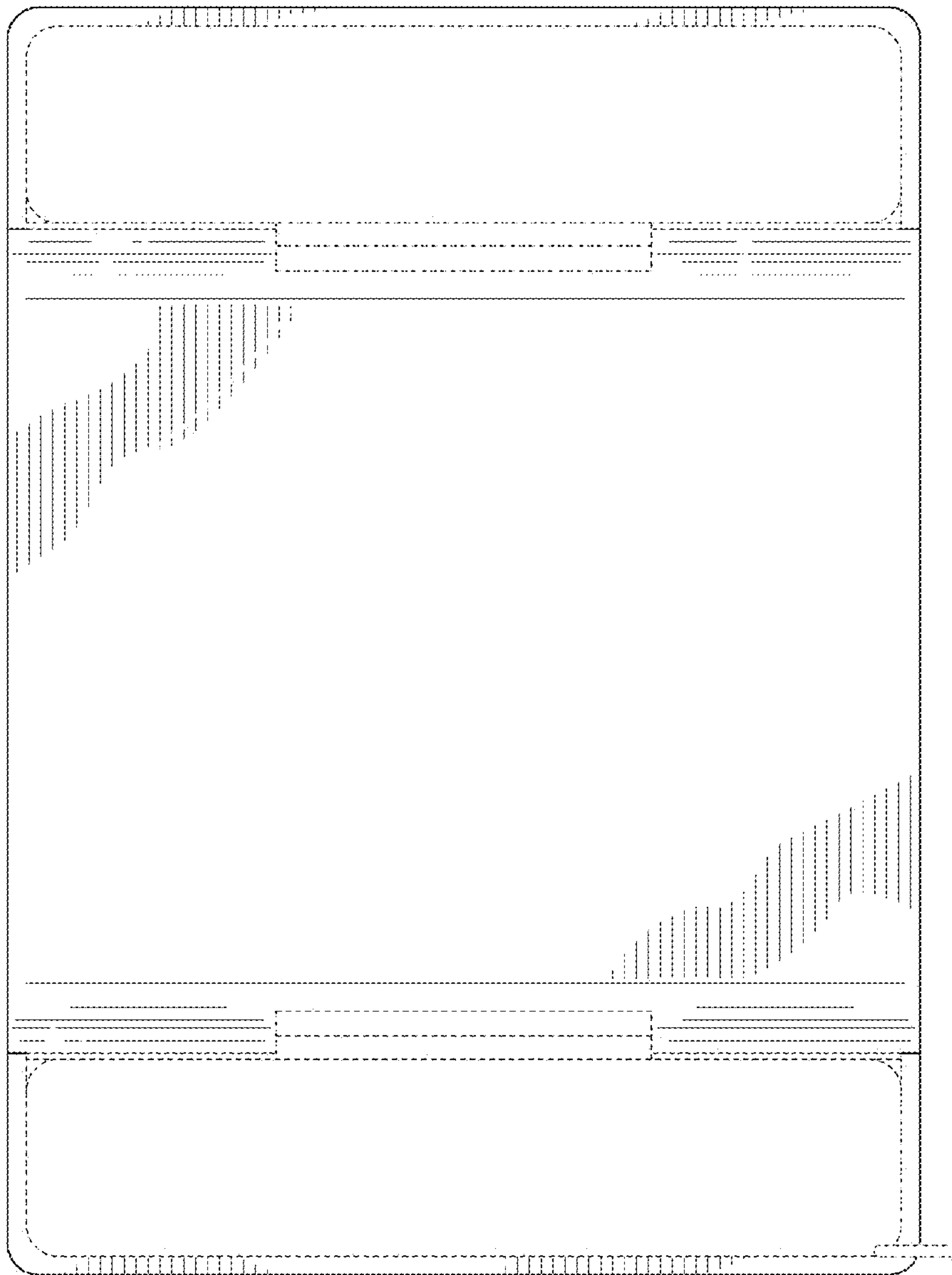


FIG. 13




FIG. 14