

US00D753540S

(12) **United States Design Patent**
Briggs

(10) **Patent No.:** **US D753,540 S**

(45) **Date of Patent:** **** Apr. 12, 2016**

- (54) **ELLIPTICAL PANEL**
- (71) Applicant: **Yana Briggs**, Palm Coast, FL (US)
- (72) Inventor: **Yana Briggs**, Palm Coast, FL (US)
- (73) Assignee: **Yana Briggs**, Palm Coast, FL (US)

- D415,188 S * 10/1999 Thixton et al. D16/326
- D447,162 S * 8/2001 Jannard et al. D16/326
- D459,673 S * 7/2002 Kim D11/11
- D548,135 S * 8/2007 Stewart-Stand D11/222
- D553,368 S * 10/2007 Yee et al. D6/327
- D580,184 S * 11/2008 Svendsen et al. D6/309
- D604,955 S * 12/2009 Kuo D6/309
- D719,747 S * 12/2014 Mischel et al. D6/309

(**) Term: **14 Years**

* cited by examiner

(21) Appl. No.: **29/470,977**

Primary Examiner — John Windmuller

Assistant Examiner — Steven Czyz

(22) Filed: **Oct. 26, 2013**

(51) **LOC (10) Cl.** **11-02**

(52) **U.S. Cl.**
USPC **D11/164**

(57) **CLAIM**
The elliptical panel, as shown and described.

(58) **Field of Classification Search**
USPC D11/218, 222.3, 3, 40, 131, 132, 152,
D11/164; D6/300, 302, 309, 592, 672, 677,
D6/677.1, 707.2; D21/769; 441/74;
40/700; 108/155, 156
See application file for complete search history.

DESCRIPTION

FIG. 1 is a side elevation view, with the opposite side being mirror image thereof;
FIG. 2 is a left elevation view thereof;
FIG. 3 is a right elevation view thereof;
FIG. 4 is a bottom plan view thereof;
FIG. 5 is a top plan view thereof;
FIG. 6 is a perspective view thereof, shown in use; and,
FIG. 7 is a perspective view thereof, shown in use.
The broken lines depict environment and form no part of the claimed design.
The claimed elliptical panel is used to stylize a desired object as set forth in the following specification.

(56) **References Cited**

U.S. PATENT DOCUMENTS

- D10,121 S * 7/1877 Pattberg et al. D6/309
- D221,262 S * 7/1971 Marshall D21/769
- D295,389 S * 4/1988 Maddox et al. D11/133
- D320,533 S * 10/1991 Zielinski et al. D7/560
- D366,580 S * 1/1996 Berry et al. D6/480
- D383,135 S * 9/1997 Arthur D14/218
- D407,581 S * 4/1999 Diehl D6/475

1 Claim, 3 Drawing Sheets






FIG. 5



FIG. 2




FIG. 1



FIG. 3

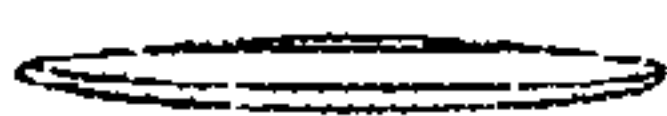


FIG. 4

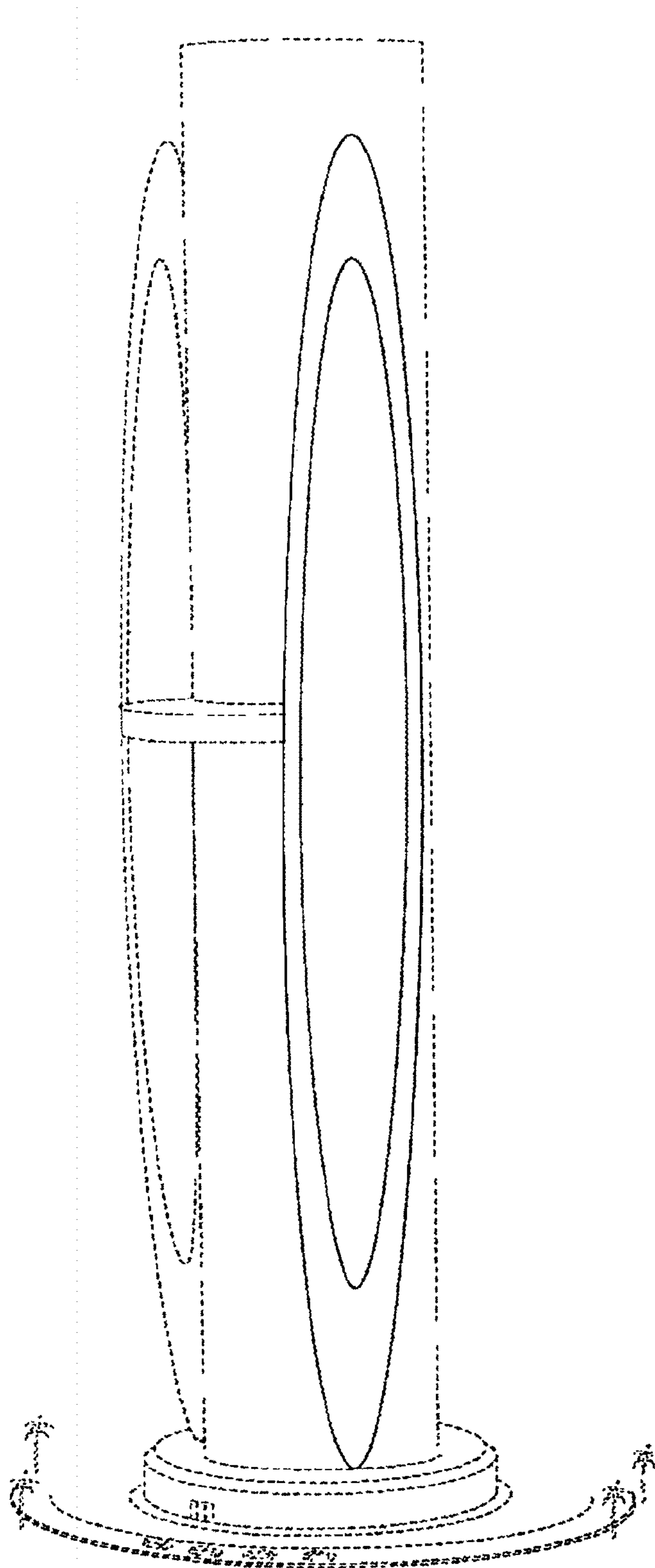


FIG. 6

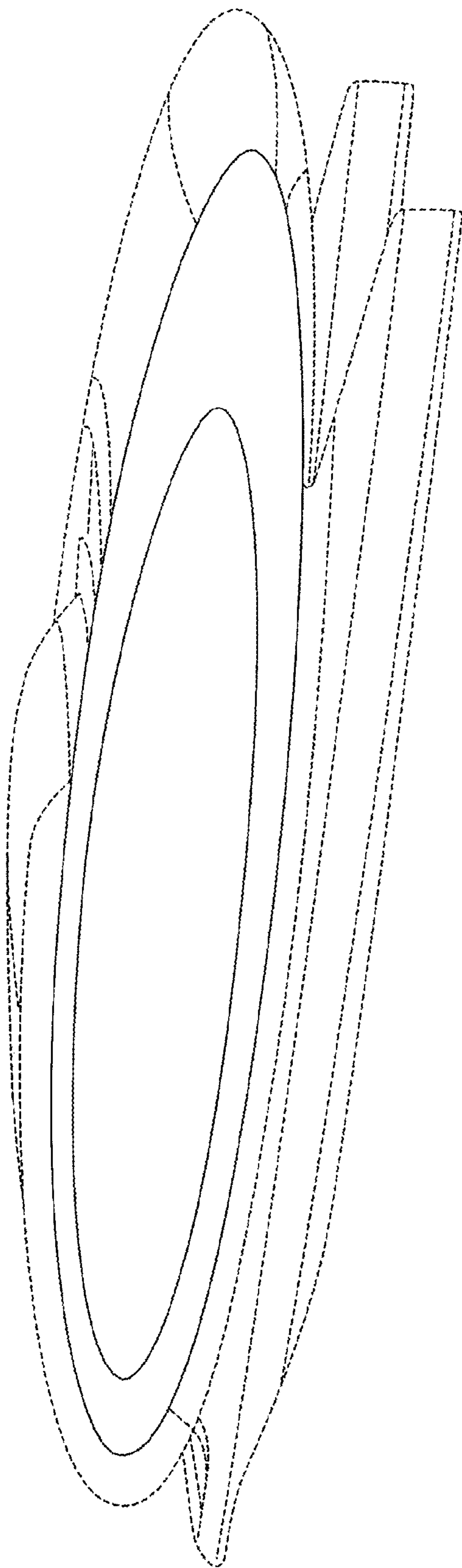


FIG. 7