



US00D753537S

(12) **United States Design Patent**
Modi

(10) **Patent No.:** **US D753,537 S**
(45) **Date of Patent:** **** Apr. 12, 2016**

(54) **JEWELRY DESIGN**

(71) Applicant: **Nirav Modi**, Mumbai (IN)

(72) Inventor: **Nirav Modi**, Mumbai (IN)

(**) Term: **15 Years**

(21) Appl. No.: **29/527,113**

(22) Filed: **May 15, 2015**

(51) **LOC (10) Cl.** **11-01**

(52) **U.S. Cl.**
USPC **D11/90**

(58) **Field of Classification Search**
USPC D11/1-2, 26-29, 89-92; 63/26-28, 32
CPC A44C 17/00
See application file for complete search history.

(56) **References Cited**

U.S. PATENT DOCUMENTS

D47,013 S *	2/1915	Schenck	D11/90
D48,644 S *	2/1916	Miller	D11/90
D431,492 S	10/2000	Wagemans		
D504,347 S	4/2005	Yuan		
D504,636 S	5/2005	Voorn		
D511,474 S	11/2005	Voorn		
D511,709 S	11/2005	Mehta		
D511,991 S	11/2005	Voorn		
D512,934 S	12/2005	Voorn		
D513,393 S	1/2006	Voorn		
D514,013 S	1/2006	Voorn		
D528,458 S	9/2006	Voorn		
D560,544 S *	1/2008	Mosmann	D11/90

D565,993 S	4/2008	Voorn		
D569,296 S	5/2008	Voorn		
D587,618 S *	3/2009	Bartl	D11/89
8,448,465 B2	5/2013	Modi		
D685,671 S	7/2013	Akbari		
D697,830 S	1/2014	Akbari		
D698,276 S	1/2014	Webb et al.		
2012/0024009 A1	2/2012	Modi		

OTHER PUBLICATIONS

U.S. Appl. No. 29/427,067, filed Jul. 13, 2012, Akbari.
U.S. Appl. No. 29/448,205, filed Mar. 11, 2013, Akbari.
U.S. Appl. No. 29/437,759, filed Nov. 20, 2012, Akbari.

* cited by examiner

Primary Examiner — Ralf Seifert

(74) *Attorney, Agent, or Firm* — Andrew F. Young, Esq.;
Lackebach Siegel, LLP

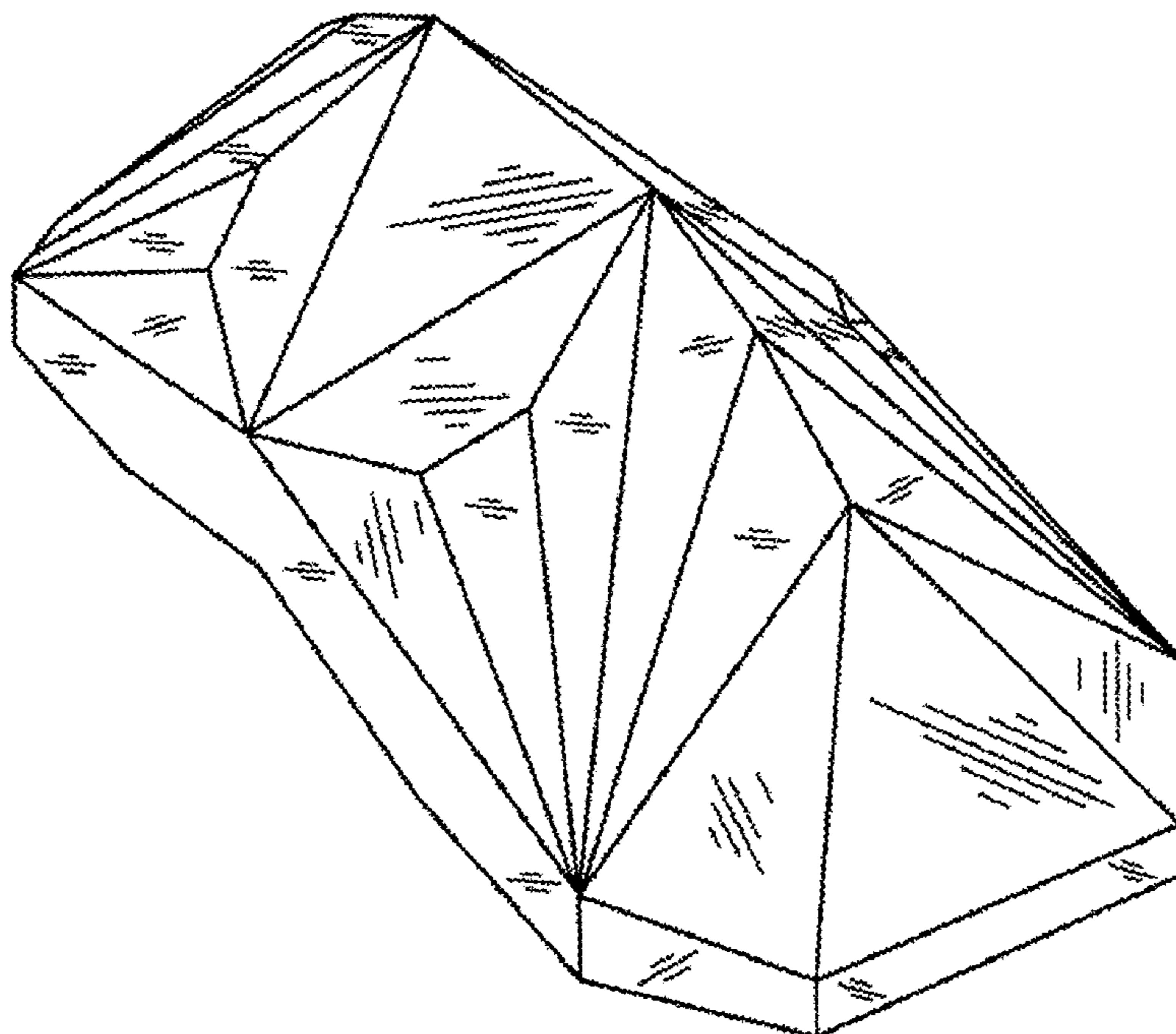
(57) **CLAIM**

The ornamental design for a jewelry design, as shown and described.

DESCRIPTION

FIG. 1 is a front top perspective view of the present invention.
FIG. 2 is a front elevation view of FIG. 1.
FIG. 3 is a rear elevation view of FIG. 1.
FIG. 4 is a left side elevation view of FIG. 1.
FIG. 5 is a right side elevation view of FIG. 1.
FIG. 6 is a top plan view of FIG. 1; and,
FIG. 7 is a bottom plan view of FIG. 1.
The surfaces are lightly lined for contour only.

1 Claim, 6 Drawing Sheets



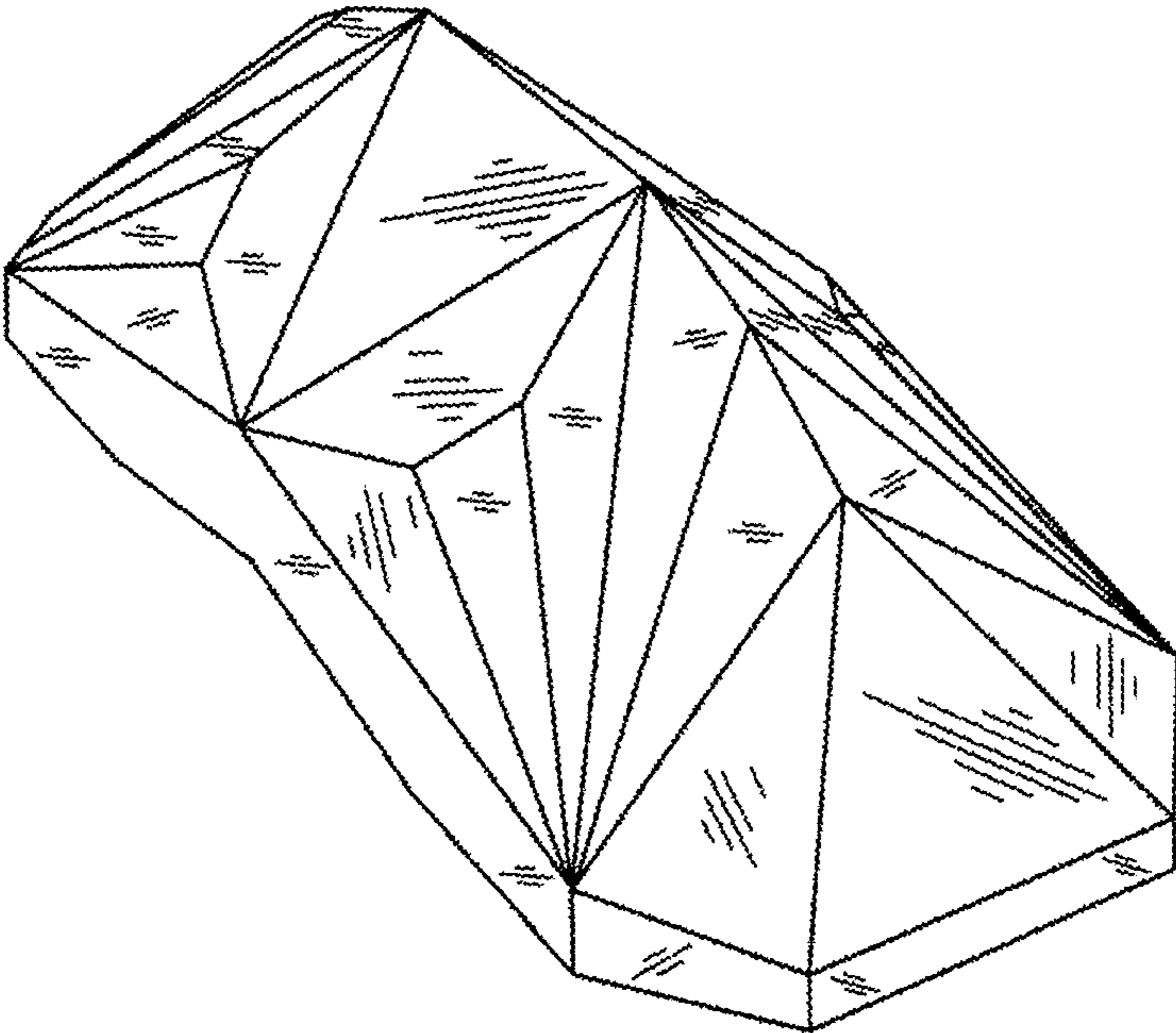


FIG. 1

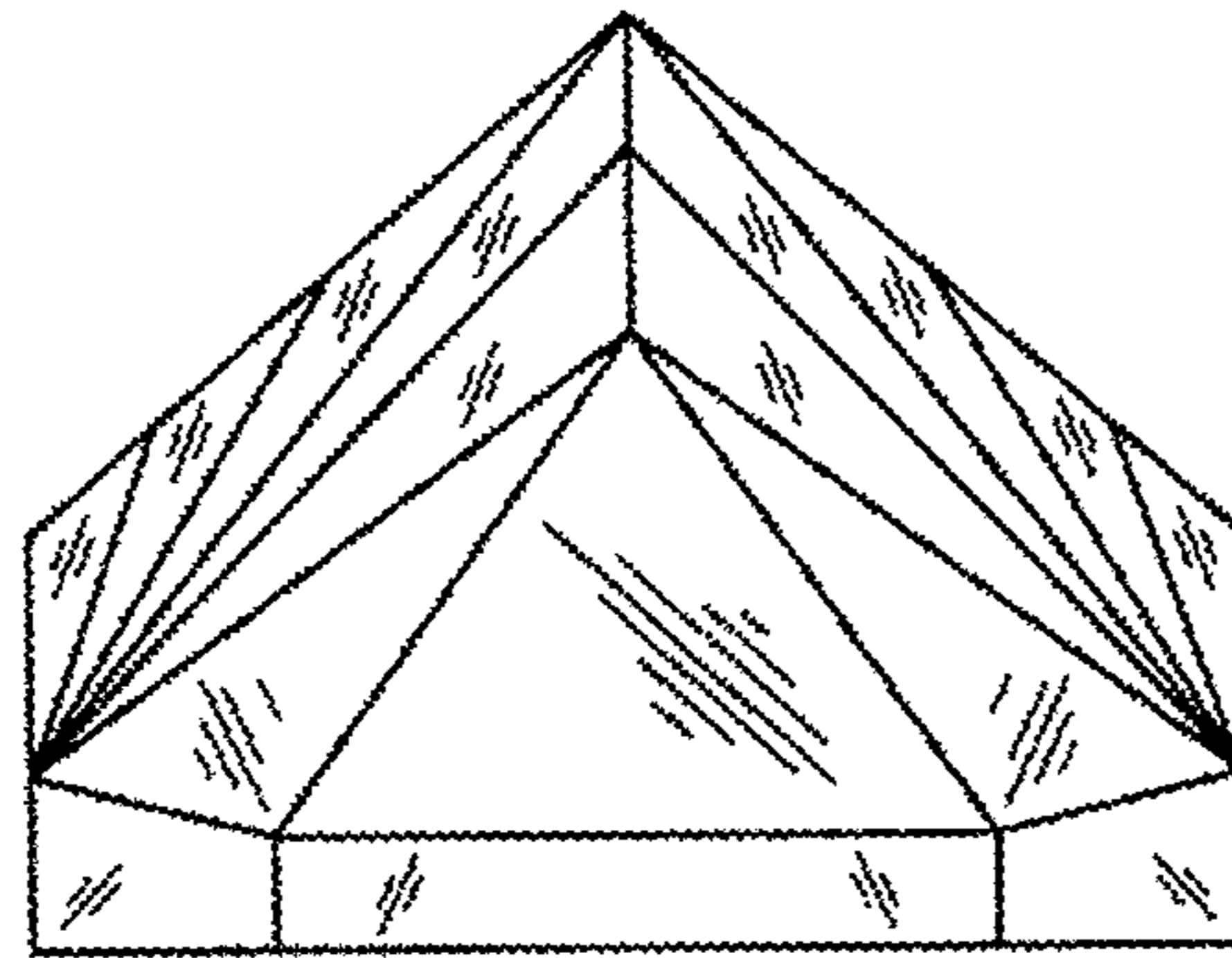


FIG. 2

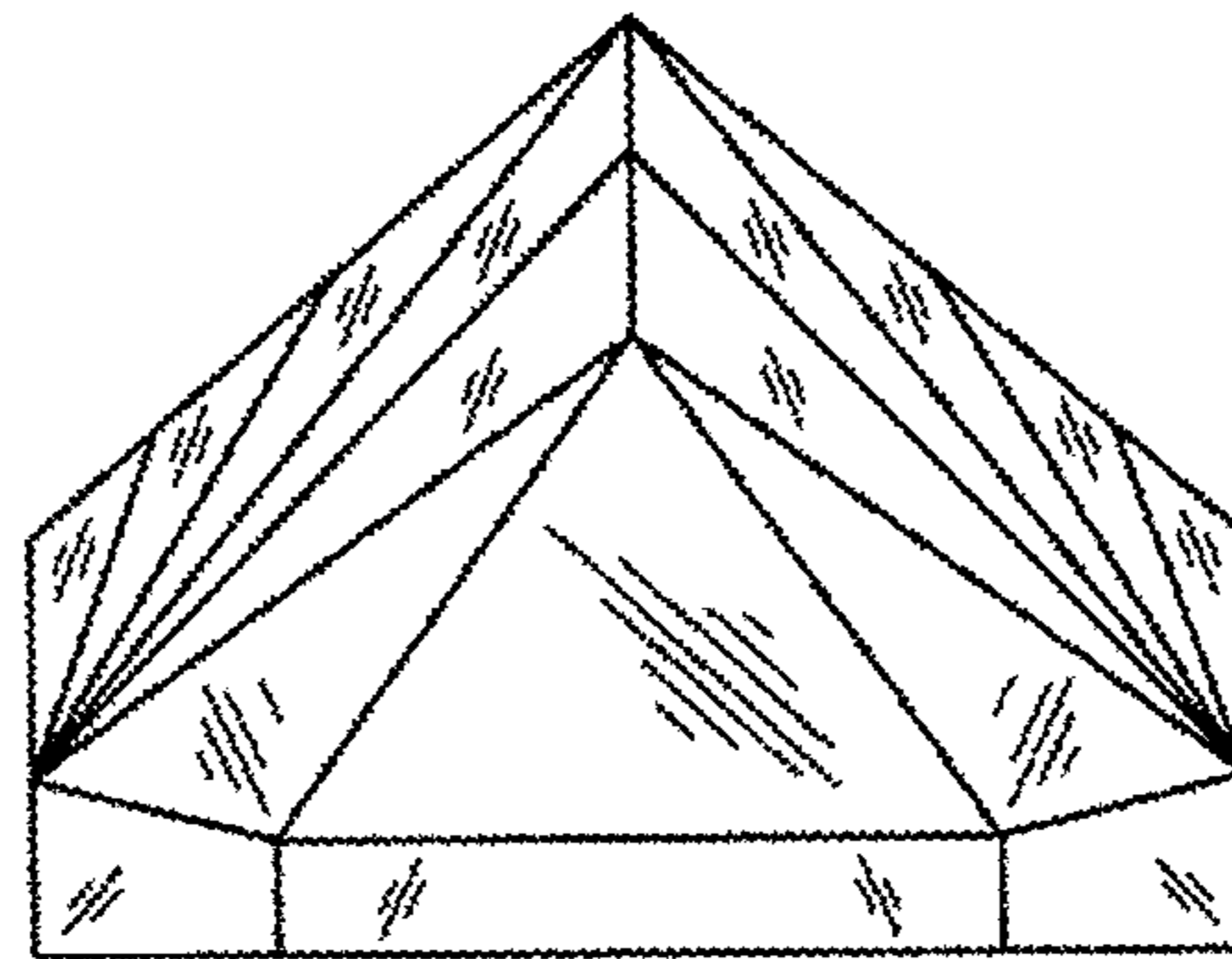


FIG. 3

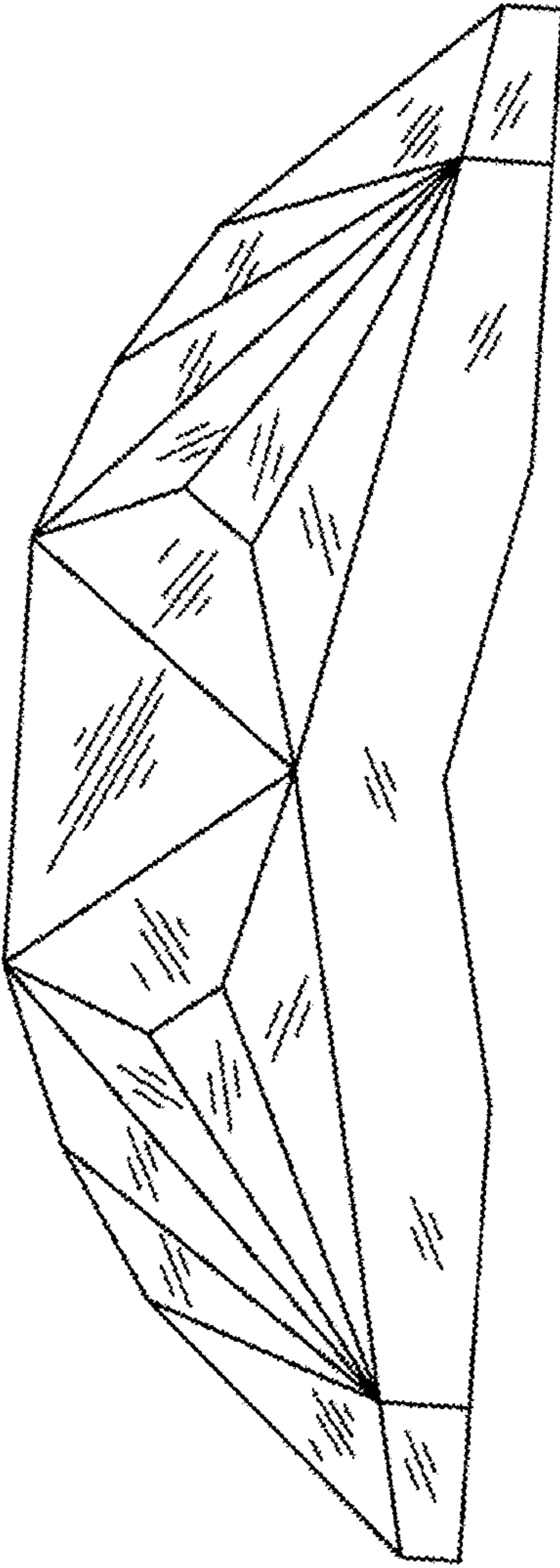


FIG. 4

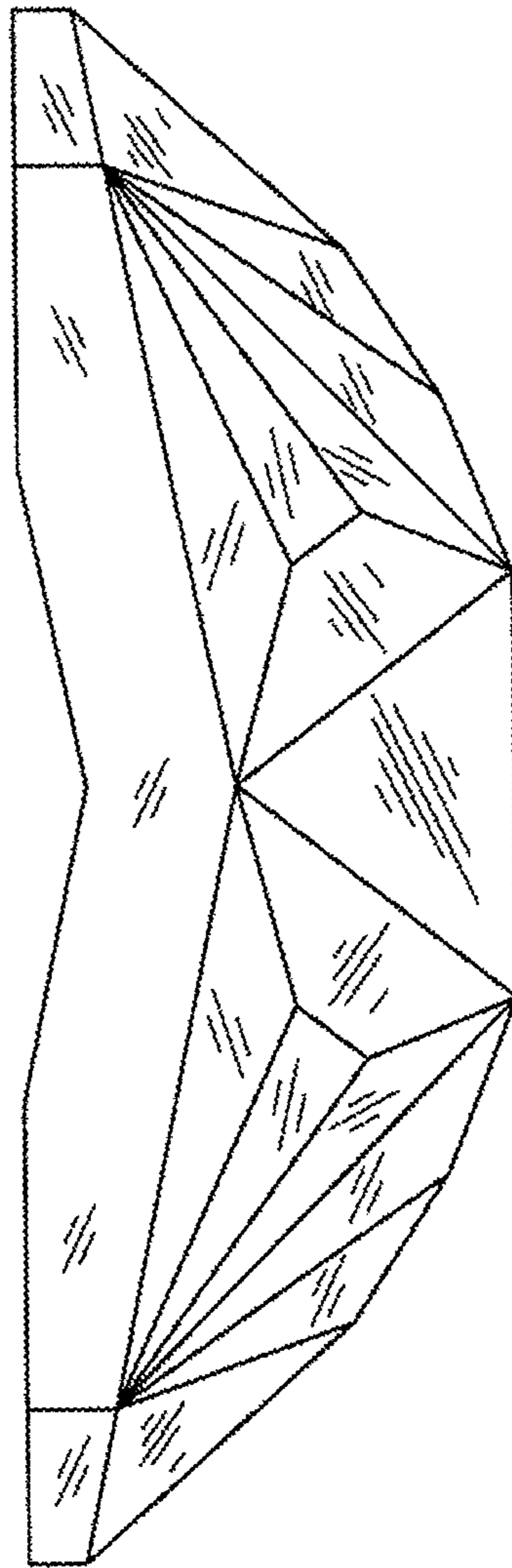


FIG. 5




FIG. 6

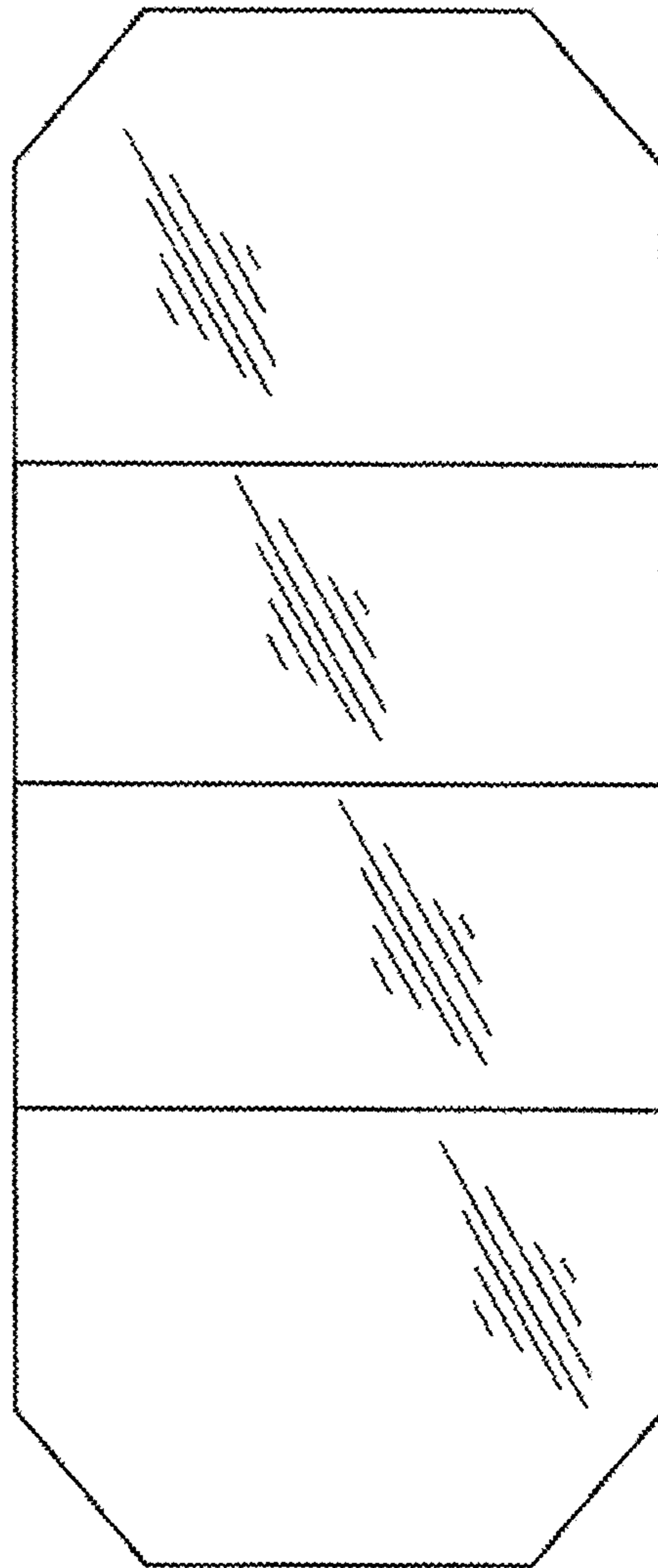


FIG. 7