



US00D753533S

(12) **United States Design Patent**
Roth

(10) **Patent No.:** **US D753,533 S**
(45) **Date of Patent:** **** Apr. 12, 2016**

- (54) **HOOP EARRING**
- (71) Applicant: **Peter Thomas Roth, LLC**, New York, NY (US)
- (72) Inventor: **Peter Thomas Roth**, New York, NY (US)
- (73) Assignee: **Peter Thomas Roth, LLC**
- (**) Term: **14 Years**
- (21) Appl. No.: **29/513,474**
- (22) Filed: **Dec. 31, 2014**
- (51) **LOC (10) Cl.** **11-01**
- (52) **U.S. Cl.**
USPC **D11/40; D11/4**
- (58) **Field of Classification Search**
USPC D11/1-47, 66, 69, 79-81, 86, 120;
D8/367, 368, 370, 310; D7/631, 633,
D7/634
CPC A44C 9/00; A44C 9/0046; A44C 9/0084;
A44C 11/00; A44C 11/002; A44C 5/00;
A44C 5/12; A44C 5/0084; A44C 5/0092;
A44C 7/00; A44C 7/004; A44C 7/005;
A44C 7/006; A44C 7/007; A44C 7/008;
A44C 7/009; A44C 17/02
See application file for complete search history.

- D230,625 S * 3/1974 Mechanic D11/26
- D236,224 S * 8/1975 Hardison D11/43
- D276,321 S * 11/1984 Bulgari D11/27
- 5,074,127 A * 12/1991 Yurman A44C 11/00
63/11
- D322,944 S * 1/1992 Yurman D11/20
- D334,004 S * 3/1993 Mandelbaum D11/4
- D334,010 S * 3/1993 Mandelbaum D11/27
- D354,696 S * 1/1995 Avakian D11/4
- D363,893 S * 11/1995 Avakian D11/4
- D371,314 S * 7/1996 Yurman D11/3
- D447,078 S * 8/2001 Avakian D11/4

(Continued)

OTHER PUBLICATIONS

[Online] https://static.artfire.com/uploads/product/3/293/27293/4927293/4927293/large/10k_white_gold_hand_wire_wrapped_swarovski_crystals_hoop_earrings_b1768aa9.jpg. Retrieved Oct. 26, 2015.*

(Continued)

Primary Examiner — Garth Rademaker
Assistant Examiner — Melanie Pellegrini
(74) *Attorney, Agent, or Firm* — Locke Lord LLP; Howard M. Gitten

(57) **CLAIM**
The ornamental design for a hoop earring, as shown and described.

DESCRIPTION

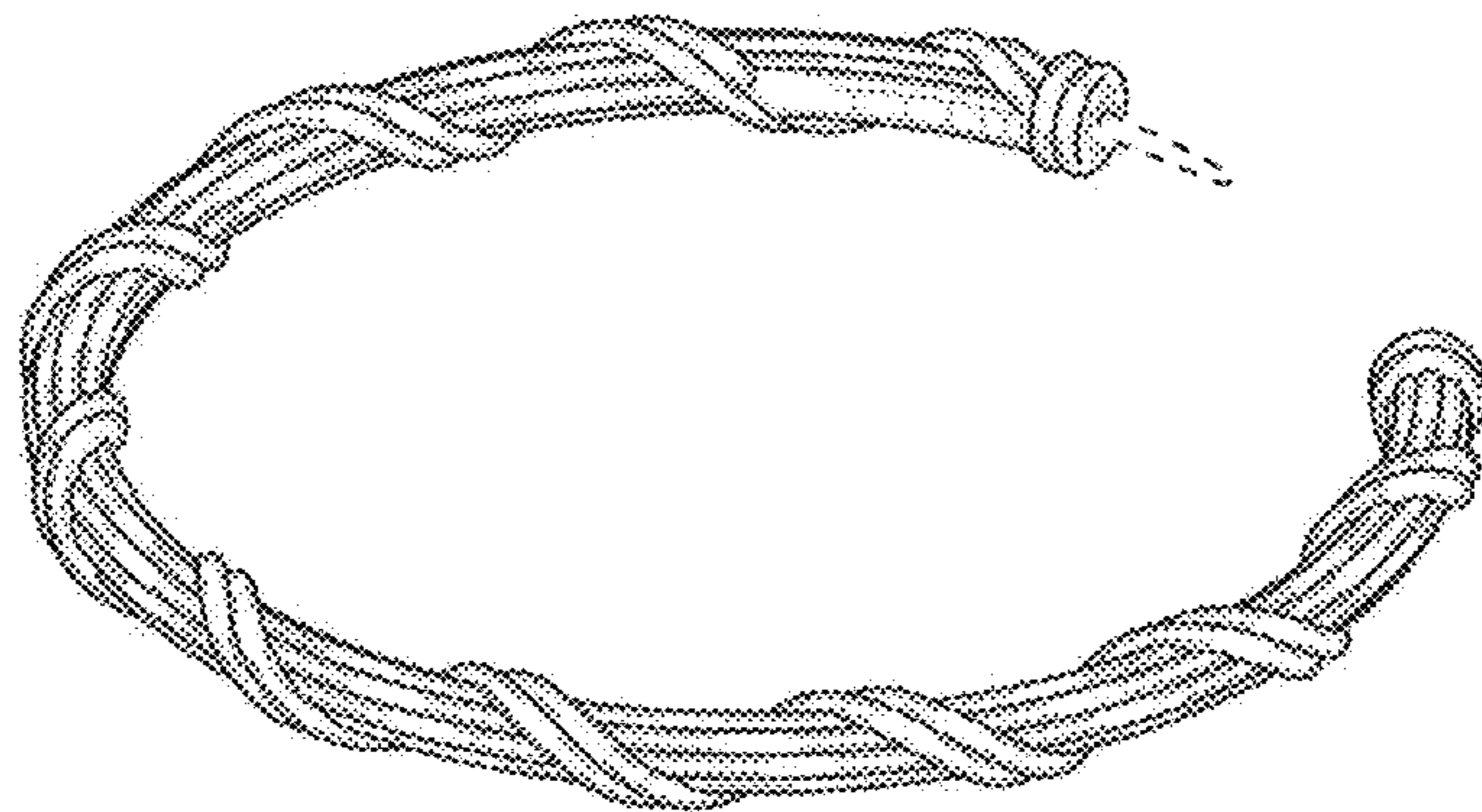
FIG. 1 is a front and right side perspective view of a hoop earring, in accordance with the invention;
FIG. 2 is a top plan view thereof;
FIG. 3 is a front elevational view thereof;
FIG. 4 is a right side elevational view thereof;
FIG. 5 is a rear elevational view thereof;
FIG. 6 is a left elevational view thereof; and,
FIG. 7 is a bottom plan view thereof.
The broken lines shown in the drawings illustrate portions of the hoop earring that form no part of the claimed design.

1 Claim, 2 Drawing Sheets

(56) **References Cited**

U.S. PATENT DOCUMENTS

- D4,911 S * 5/1871 Smith D11/4
- 625,959 A * 5/1899 Saart A44C 11/002
63/3
- D72,563 S * 5/1927 Nadolleck D11/120
- D89,240 S * 2/1933 Kagan 63/15
- D93,402 S * 9/1934 Johnson D11/38
- D108,179 S * 1/1938 Jaske et al. D11/76
- D141,653 S * 6/1945 Ray-Dupuis D11/39
- D161,314 S * 12/1950 Chernow D11/18
- D171,780 S * 3/1954 Katz D11/45
- D178,674 S * 9/1956 Katz D11/4
- D228,408 S * 9/1973 Mechanic D11/34



(56)

References Cited

U.S. PATENT DOCUMENTS

D496,591 S * 9/2004 Yurman D10/32
D523,370 S * 6/2006 Yurman D11/26
D529,834 S * 10/2006 Yurman D11/13
D592,079 S * 5/2009 Yurman D10/32
D605,069 S * 12/2009 Plouchard D11/26
D655,637 S * 3/2012 Calderone D11/3

OTHER PUBLICATIONS

[Online] http://ecx.images-amazon.com/images/I/41OvEB-fwTL._UY395_.jpg. Retrieved Oct. 26, 2015.*
[Online] [http://s7d9.scene7.com/is/image/LordandTaylor/889295048252_main?SPDPLARGE\\$](http://s7d9.scene7.com/is/image/LordandTaylor/889295048252_main?SPDPLARGE$). Retrieved Oct. 26, 2015.*
[Online] <http://dudosum.com/order/wp-content/uploads/2014/12/t-woven-metal-bracelet3.jpg>. Retrieved Oct. 26, 2015.*

* cited by examiner

FIG. 1

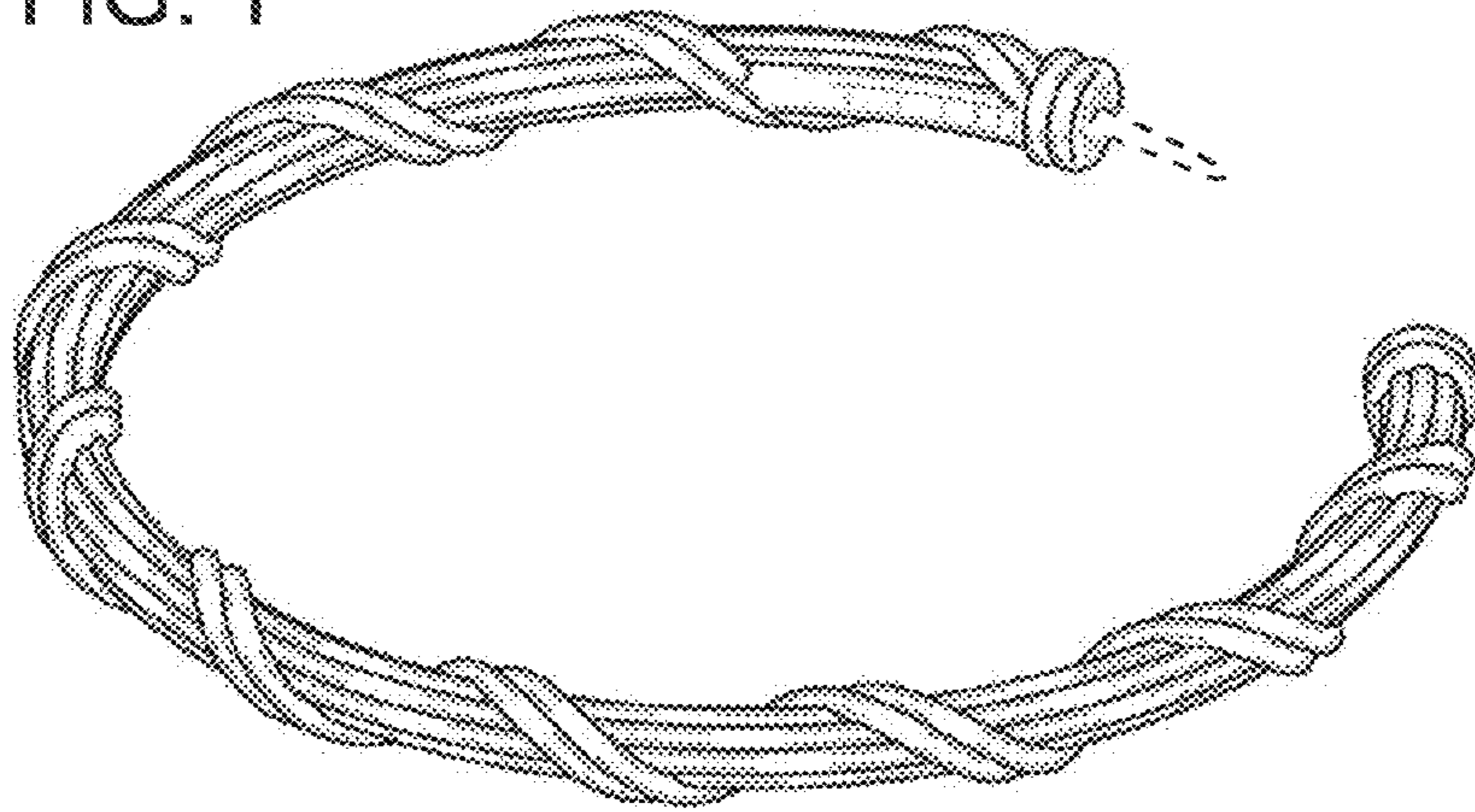
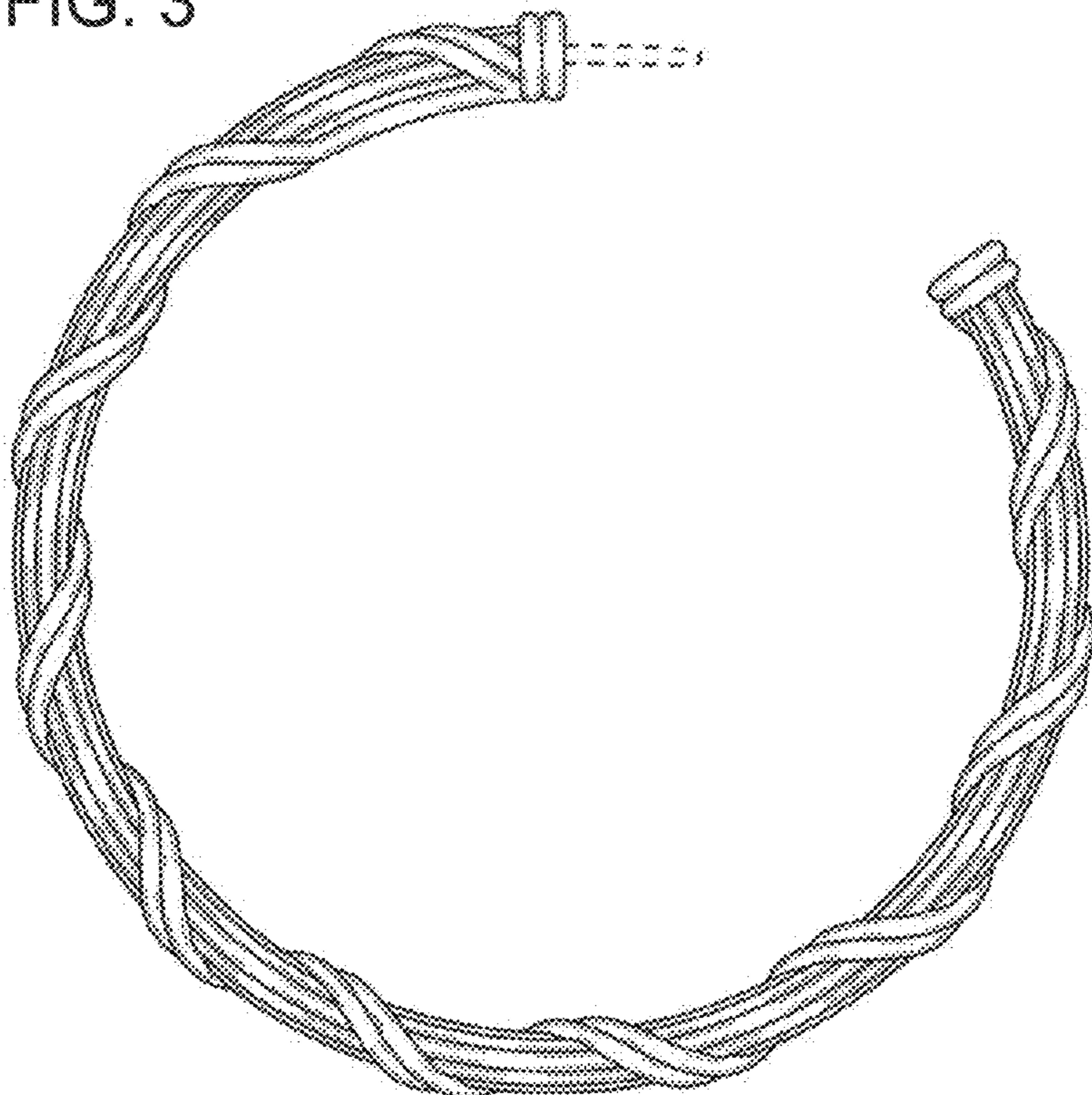


FIG. 2



FIG. 3






FIG. 6

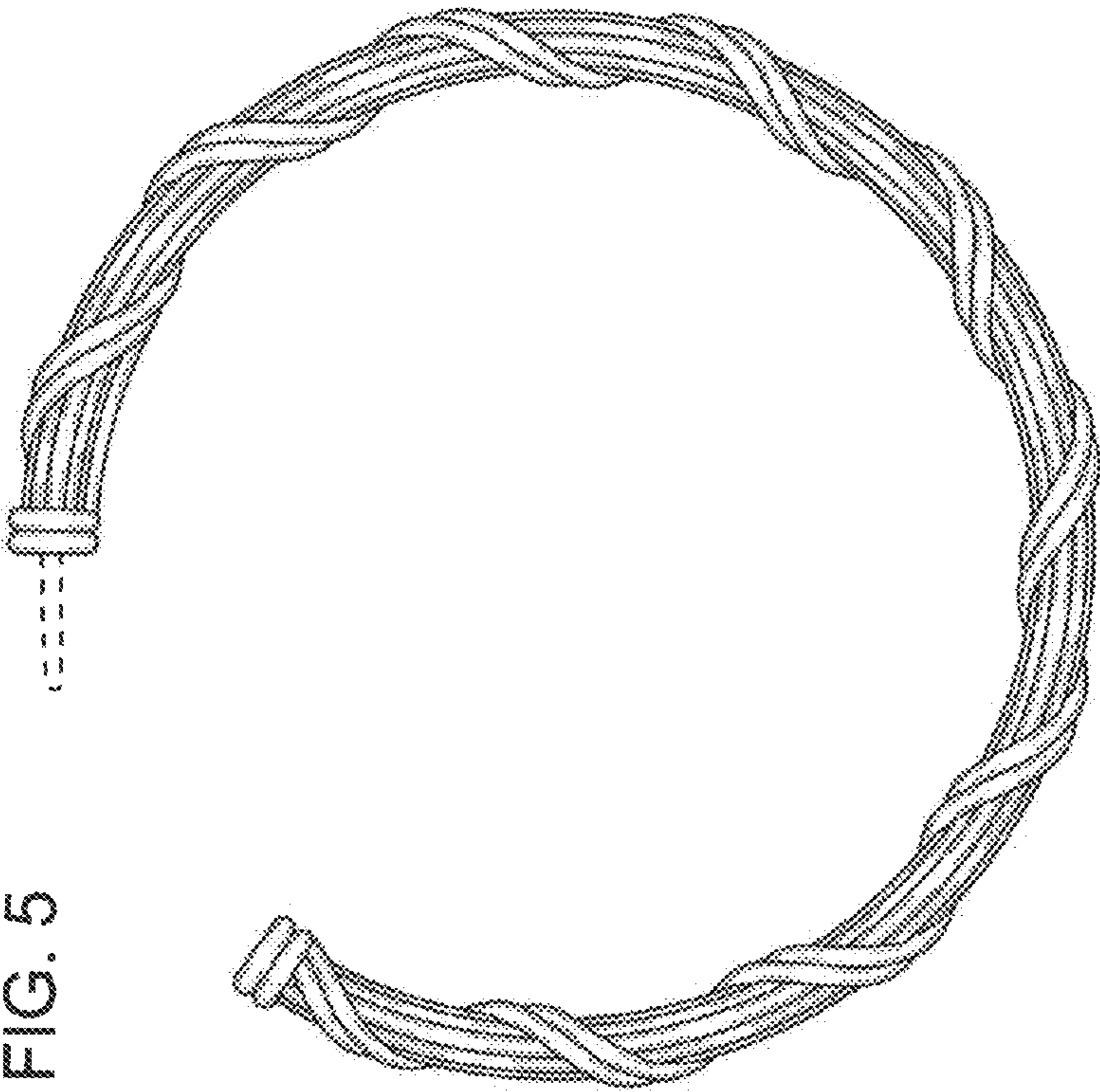


FIG. 5



FIG. 7




FIG. 4