



US00D753531S

(12) **United States Design Patent**
Roth

(10) **Patent No.:** **US D753,531 S**
(45) **Date of Patent:** **** Apr. 12, 2016**

- (54) **RING**
- (71) Applicant: **Peter Thomas Roth, LLC**, New York, NY (US)
- (72) Inventor: **Peter Thomas Roth**, New York, NY (US)
- (73) Assignee: **Peter Thomas Roth, LLC**
- (**) Term: **14 Years**
- (21) Appl. No.: **29/513,494**
- (22) Filed: **Dec. 31, 2014**
- (51) **LOC (10) Cl.** **11-01**
- (52) **U.S. Cl.**
USPC **D11/34; D11/4**
- (58) **Field of Classification Search**
USPC D11/1-47, 66, 69, 79-81, 86, 120;
D8/367, 368, 370, 310; D7/631, 633,
D7/634
CPC A44C 9/00; A44C 9/0046; A44C 9/0084;
A44C 11/00; A44C 11/002; A44C 5/00;
A44C 5/12; A44C 5/0084; A44C 5/0092;
A44C 7/00; A44C 7/004; A44C 7/005;
A44C 7/006; A44C 7/007; A44C 7/008;
A44C 7/009; A44C 17/02
See application file for complete search history.

- D363,893 S * 11/1995 Avakian D11/4
- D371,314 S * 7/1996 Yurman D11/3
- D382,831 S * 8/1997 Morrison D11/34
- D393,811 S * 4/1998 Morrison D11/34
- D396,659 S * 8/1998 Morrison D11/34
- D443,548 S * 6/2001 Haquet D11/26
- D447,078 S * 8/2001 Avakian D11/4
- D496,591 S * 9/2004 Yurman D10/32
- D523,370 S * 6/2006 Yurman D11/26
- D529,834 S * 10/2006 Yurman D11/13
- D592,079 S * 5/2009 Yurman D10/32
- D605,069 S * 12/2009 Plouchard D11/26
- D661,613 S * 6/2012 Demeglio D11/3

OTHER PUBLICATIONS

[Online] <http://www1.macys.com/shop/product/diamond-accent-carousel-hoop-earrings-in-14k-gold?ID=1878577&CategoryID=10835&LinkType=#fn=PAGEINDEX%3D1%26sp%3-D11%26spc%3D1406%26slotId%3D1197%26kws%3Dhoop%20-earrings>. Retrieved Oct. 26, 2015.*

[Online] <http://www.polyvore.com/cgi/img-thing?.out=jpg&size=1&tid=121258883>. Retrieved Oct. 26, 2015.*

* cited by examiner

Primary Examiner — Garth Rademaker
Assistant Examiner — Melanie Pellegrini
 (74) *Attorney, Agent, or Firm* — Locke Lord LLP; Howard M. Gitten

(56) **References Cited**

U.S. PATENT DOCUMENTS

- 625,959 A * 5/1899 Saart A44C 11/002
63/3
- D72,563 S * 5/1927 Nadolleck D11/120
- D89,240 S * 2/1933 Kagan 63/15
- D93,402 S * 9/1934 Johnson D11/38
- D141,653 S * 6/1945 Ray-Dupuis D11/39
- D178,674 S * 9/1956 Katz D11/4
- D228,408 S * 9/1973 Mechanic D11/34
- D230,625 S * 3/1974 Mechanic D11/26
- 5,074,127 A * 12/1991 Yurman A44C 11/00
63/11
- D322,944 S * 1/1992 Yurman D11/20
- D354,696 S * 1/1995 Avakian D11/4

DESCRIPTION

FIG. 1 is a front and side perspective view of a ring in accordance with the invention;
 FIG. 2 is a top plan view thereof, the bottom plan view being identical thereto;
 FIG. 3 is a front elevational view thereof, the rear elevational view being identical thereto; and,
 FIG. 4 is a right side elevational view thereof, the left side elevational view being a mirror image thereto.

1 Claim, 2 Drawing Sheets



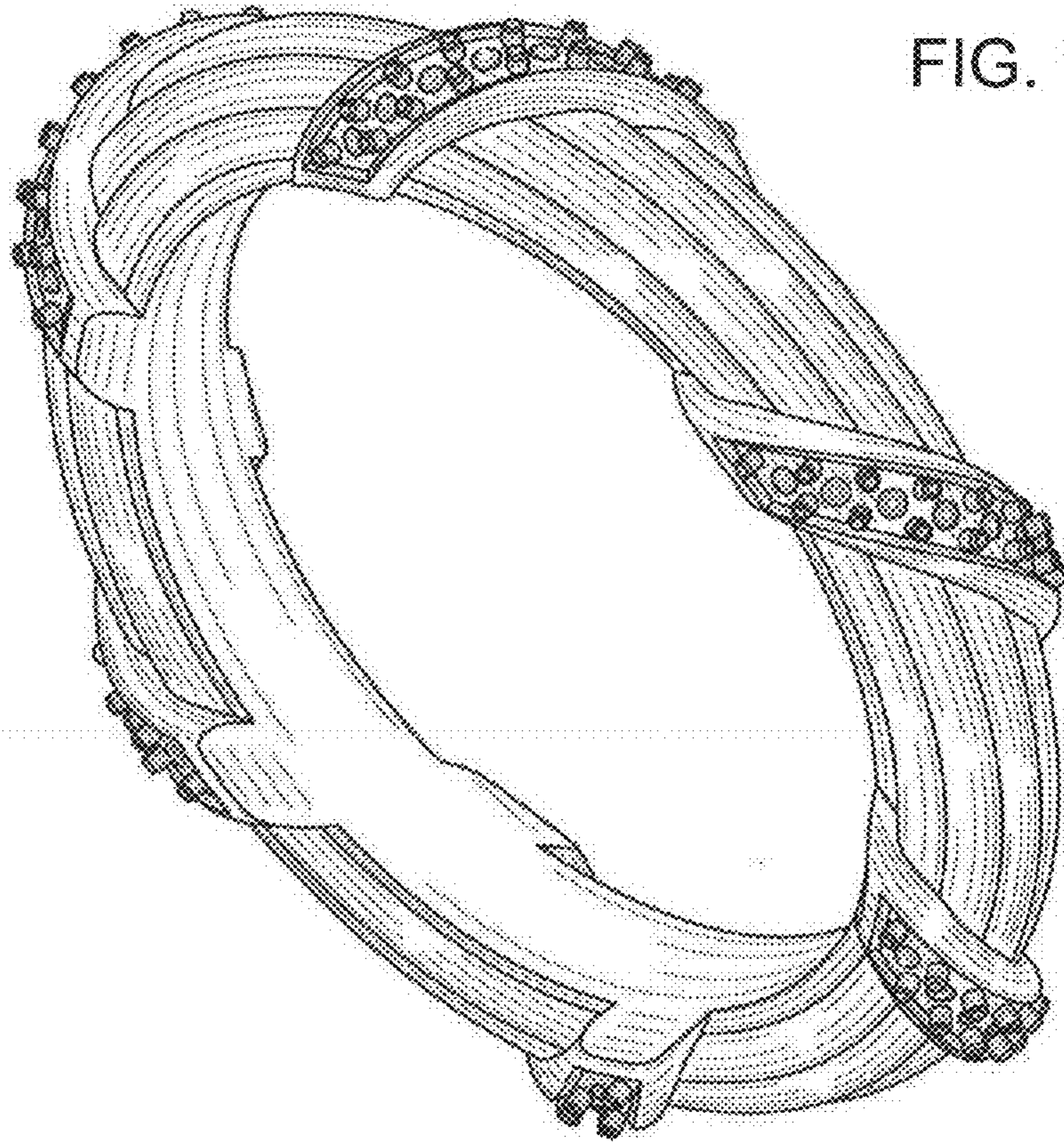
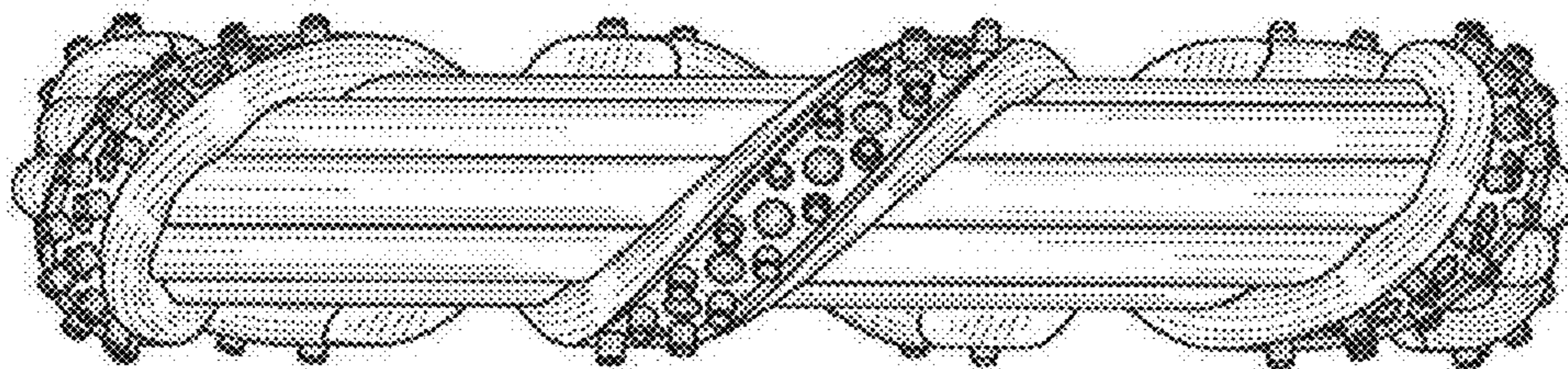


FIG. 1

FIG. 2



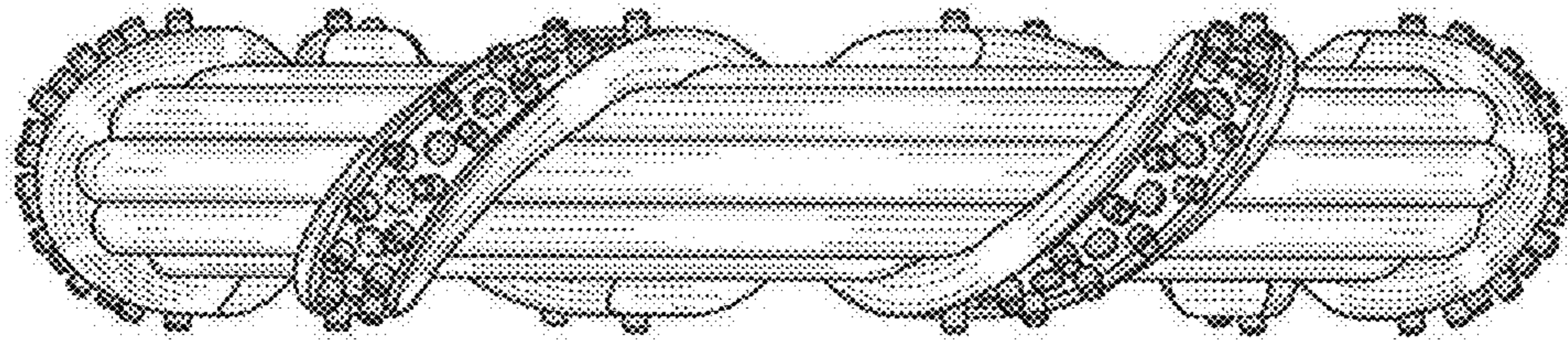


FIG. 4




FIG. 3