



US00D753528S

(12) **United States Design Patent**
Ruffieux

(10) **Patent No.:** **US D753,528 S**

(45) **Date of Patent:** **** Apr. 12, 2016**

(54) **WATCH DIAL**

(71) Applicant: **Montblanc-Simplo GmbH**, Hamburg
(DE)

(72) Inventor: **Leila Ruffieux**, Neuchâtel (CH)

(73) Assignee: **Montblanc-Simplo GmbH**, Hamburg
(DE)

(**) Term: **14 Years**

(21) Appl. No.: **29/518,599**

(22) Filed: **Feb. 25, 2015**

(30) **Foreign Application Priority Data**

Aug. 25, 2014 (WO) 835130601

(51) **LOC (10) Cl.** **10-07**

(52) **U.S. Cl.**
USPC **D10/126; D10/33**

(58) **Field of Classification Search**
USPC D10/30-39, 1-29, 122-132; D11/44
CPC G04B 19/00; G04B 19/06; G04B 19/10;
G04B 19/24; G04B 19/241; G04B 19/262;
G04B 19/268; G04C 17/00; G04C 17/005;
G04G 9/00; G04G 9/0082
See application file for complete search history.

(56) **References Cited**

U.S. PATENT DOCUMENTS

508,467 A * 11/1893 Clark G04B 19/268
368/18
D40,663 S * 4/1910 Pease D10/6
1,160,616 A * 11/1915 Jeffery et al. A44C 5/14
224/167
D162,961 S * 4/1951 Katz D10/132
3,183,659 A * 5/1965 Etienne G04B 19/00
368/220
4,881,213 A * 11/1989 Zaslowsky G04B 19/268
368/15

D343,127 S * 1/1994 Chen D10/126
D357,873 S * 5/1995 Silberstein D10/122
D361,526 S * 8/1995 Yudovin D10/33
D365,762 S * 1/1996 Mateer D10/21
6,449,219 B1 * 9/2002 Hepp G04G 9/0082
368/16
D481,960 S * 11/2003 Laucella D10/30
6,842,404 B2 * 1/2005 Haselberger G04C 17/005
368/223
7,196,973 B2 * 3/2007 Born G04B 19/268
368/15
D578,031 S * 10/2008 Holmes D10/126
D583,697 S * 12/2008 Tripet D10/126
D584,182 S * 1/2009 Tripet D10/123
7,609,587 B2 * 10/2009 Zimmermann G04B 19/268
368/18
D632,200 S * 2/2011 Kauffmann D10/126
D685,279 S * 7/2013 de Haas D10/126
D710,731 S * 8/2014 Calvani D10/126
2004/0156269 A1 * 8/2004 Plange G04B 19/268
368/17
2005/0281136 A1 * 12/2005 Wilmouth G04B 19/241
368/28

* cited by examiner

Primary Examiner — Martie K Holtje

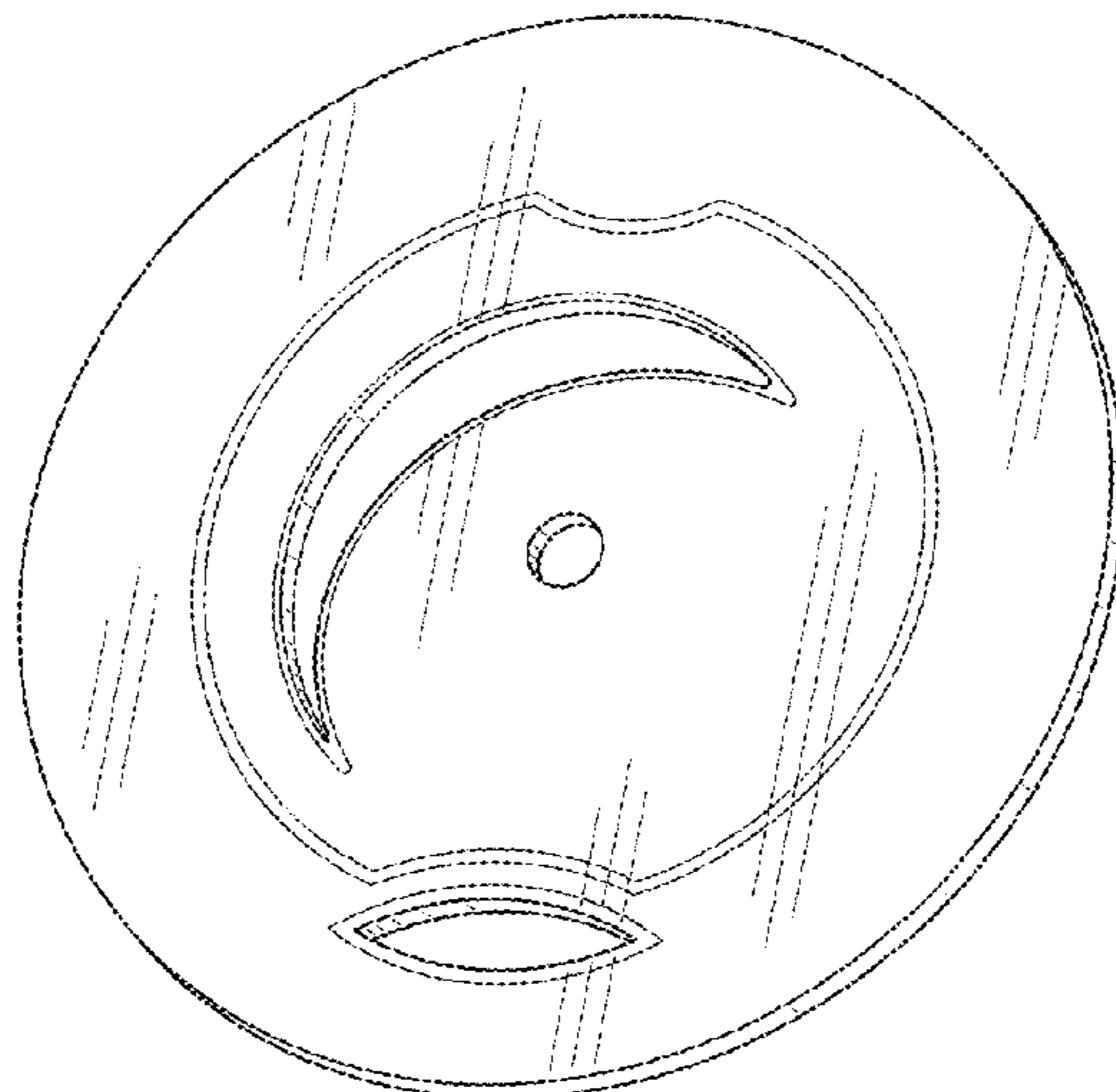
(74) *Attorney, Agent, or Firm* — Taft Stettinius & Hollister
LLP

(57) **CLAIM**
The ornamental design for a watch dial, as shown and
described.

DESCRIPTION

FIG. 1 is a right front perspective view of a watch dial show-
ing my new design;
FIG. 2 is a top plan view thereof;
FIG. 3 is a bottom plan view thereof;
FIG. 4 is a right side elevational view thereof;
FIG. 5 is a left side elevational view thereof;
FIG. 6 is a front elevational view thereof; and,
FIG. 7 is a rear elevational view thereof.

1 Claim, 1 Drawing Sheet



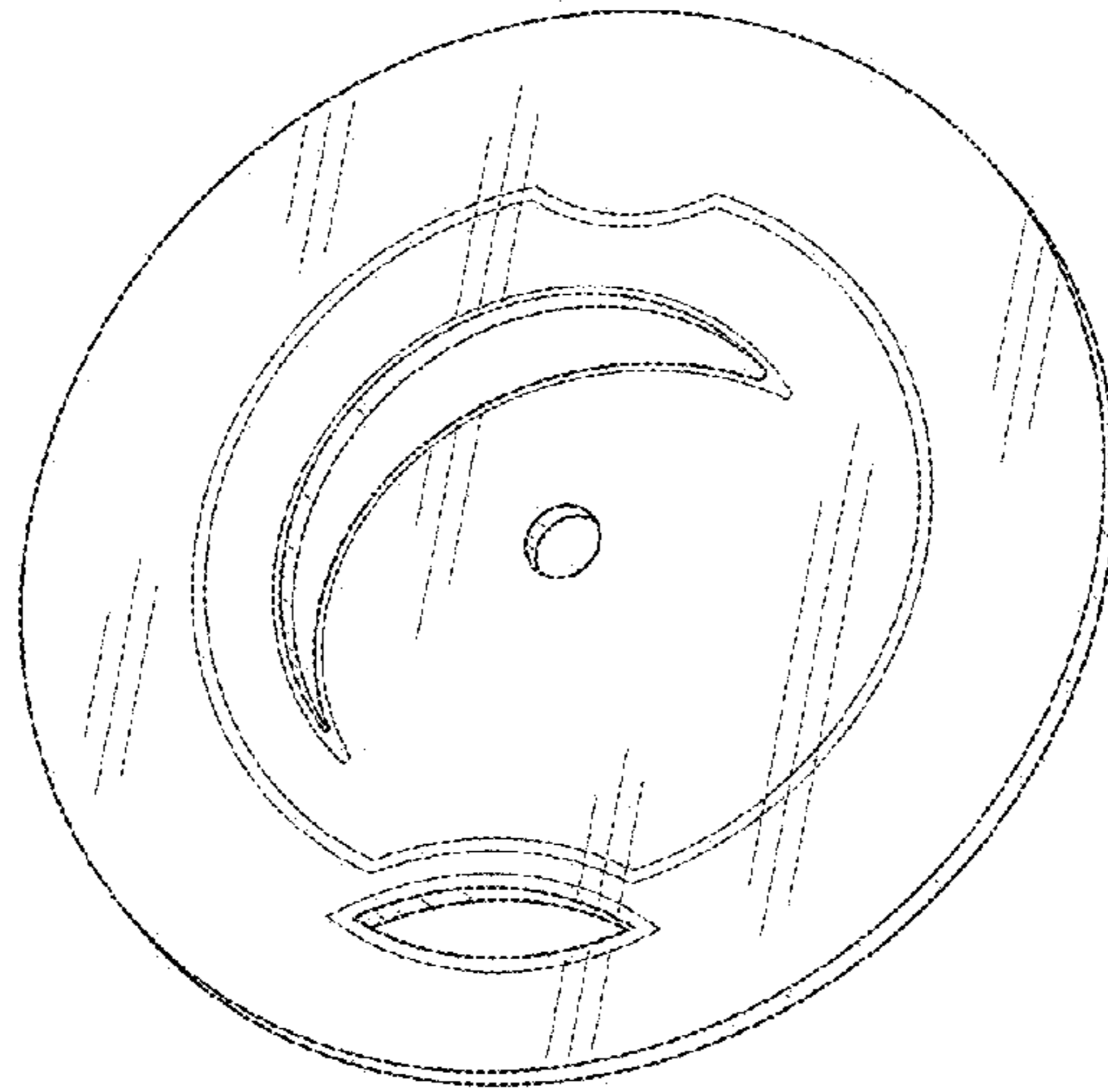


FIG. 1




FIG. 2




FIG. 3

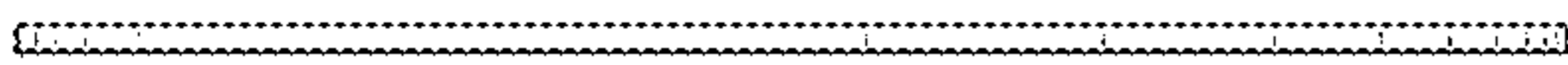


FIG. 4




FIG. 5

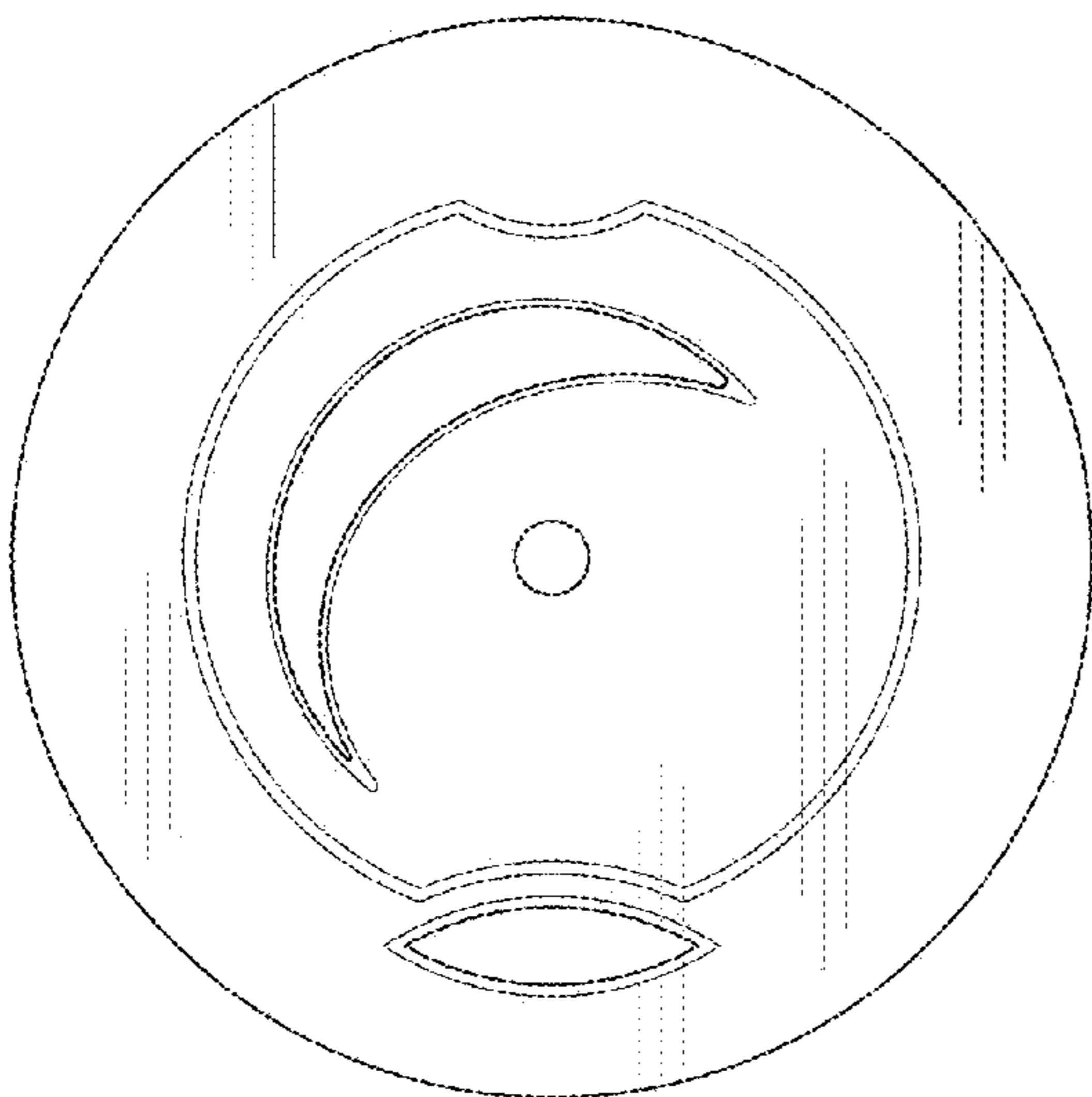


FIG. 6

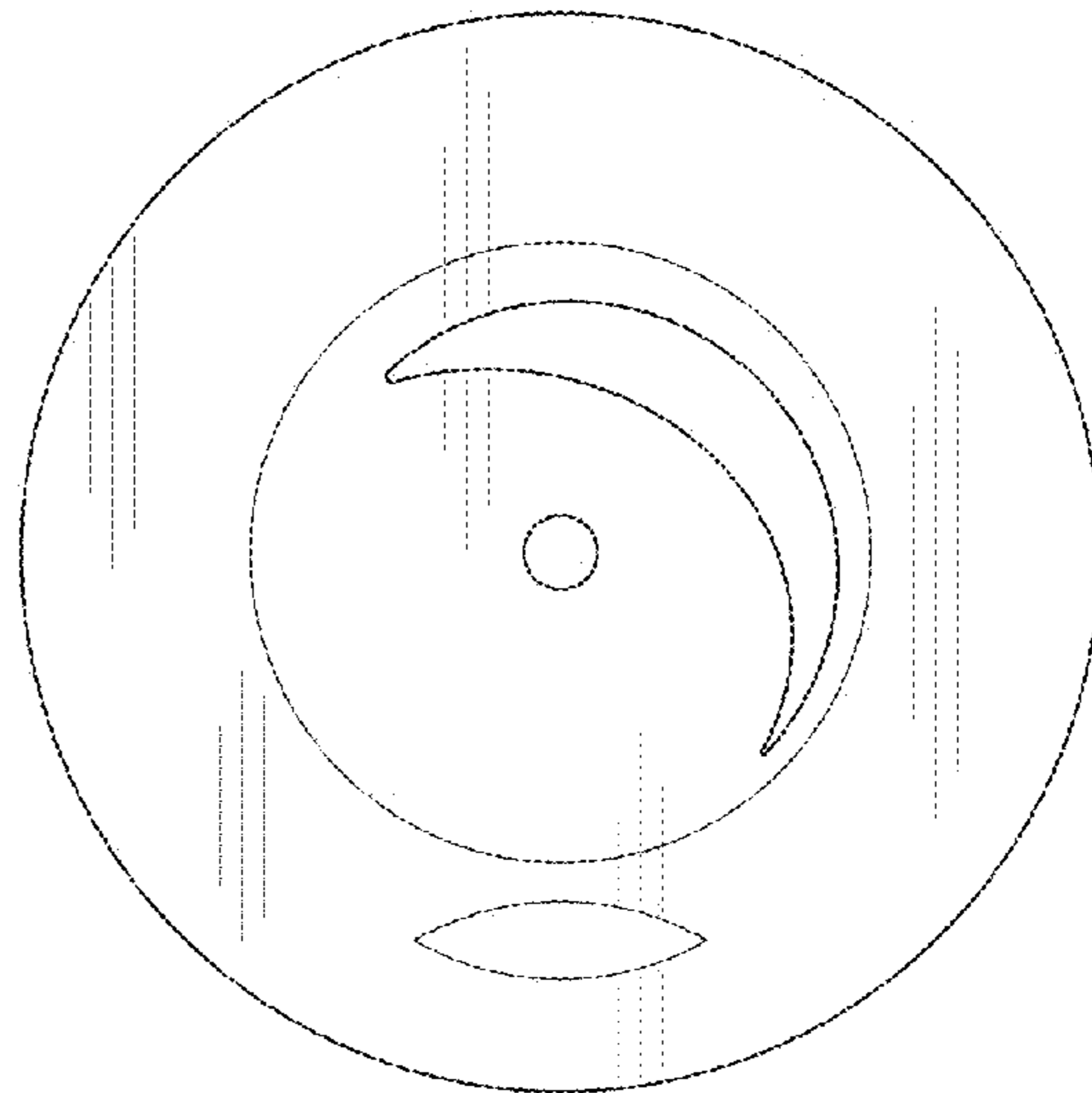


FIG. 7