



US00D753509S

(12) **United States Design Patent**
Bruining

(10) **Patent No.:** **US D753,509 S**
(45) **Date of Patent:** **** Apr. 12, 2016**

- (54) **BOTTLE ASSEMBLY**
- (71) Applicant: **Reckitt Benckiser LLC**, Parsippany, NJ (US)
- (72) Inventor: **Sebastiaan Bruining**, Eindhoven (NL)
- (73) Assignee: **Reckitt Benckiser LLC**, Parsippany, NJ (US)
- (**) Term: **14 Years**
- (21) Appl. No.: **29/500,680**
- (22) Filed: **Aug. 27, 2014**
- (30) **Foreign Application Priority Data**

Mar. 7, 2014 (EM) 001405344-0003

- (51) **LOC (10) Cl.** **09-01**
- (52) **U.S. Cl.**
USPC **D9/741; D9/543**
- (58) **Field of Classification Search**
USPC D9/682, 684, 685, 715, 719, 737-741,
D9/743, 516, 522, 524, 530, 540, 543, 544,
D9/545, 550, 552, 563, 565, 571, 575, 434,
D9/436; 215/6, 379-384; 220/4.21, 4.24,
220/4.31

See application file for complete search history.

(56) **References Cited**

U.S. PATENT DOCUMENTS

- D280,599 S * 9/1985 Green D9/524
- 5,152,461 A * 10/1992 Proctor B05B 11/0018
222/136
- 5,398,846 A * 3/1995 Corba B05B 11/0016
222/1
- D388,698 S * 1/1998 Newsom D9/524
- D404,302 S * 1/1999 Martin D9/524

- D430,798 S * 9/2000 Stevens D9/520
- D439,156 S * 3/2001 Hall D9/522
- D439,511 S * 3/2001 Beaver D9/524
- 6,283,385 B1 * 9/2001 Beaver B05B 7/2472
239/10
- D506,933 S * 7/2005 Kearney D9/522
- D513,388 S * 1/2006 Akopyan D9/522
- D539,167 S * 3/2007 Garrett D9/526
- D539,667 S * 4/2007 Muhlhausen D9/524
- D541,175 S * 4/2007 Burns D9/743
- D562,700 S * 2/2008 Wissmann D9/524
- D569,737 S * 5/2008 Ogawa D9/738
- D597,419 S * 8/2009 Lusker D9/737
- D607,753 S * 1/2010 Farrell D9/563
- D622,159 S * 8/2010 Jennings D9/740
- D635,459 S * 4/2011 Renz D9/516
- D649,057 S * 11/2011 Renz D9/516
- 8,562,907 B2 * 10/2013 Green A01N 31/02
134/84
- D693,697 S * 11/2013 Revivo D9/684

* cited by examiner

Primary Examiner — Philip S Hyder

Assistant Examiner — Keith Frank

(74) *Attorney, Agent, or Firm* — Norris McLaughlin & Marcus PA

(57) **CLAIM**

The ornamental design for a bottle assembly, as shown and described.

DESCRIPTION

FIG. 1 is a perspective view of the bottle assembly;
 FIG. 2 is a side elevational view thereof;
 FIG. 3 is an opposing side elevational view thereof;
 FIG. 4 is a rear elevational view thereof;
 FIG. 5 is a front elevational view thereof;
 FIG. 6 is a top plan view thereof; and,
 FIG. 7 is a bottom plan view thereof.

1 Claim, 5 Drawing Sheets

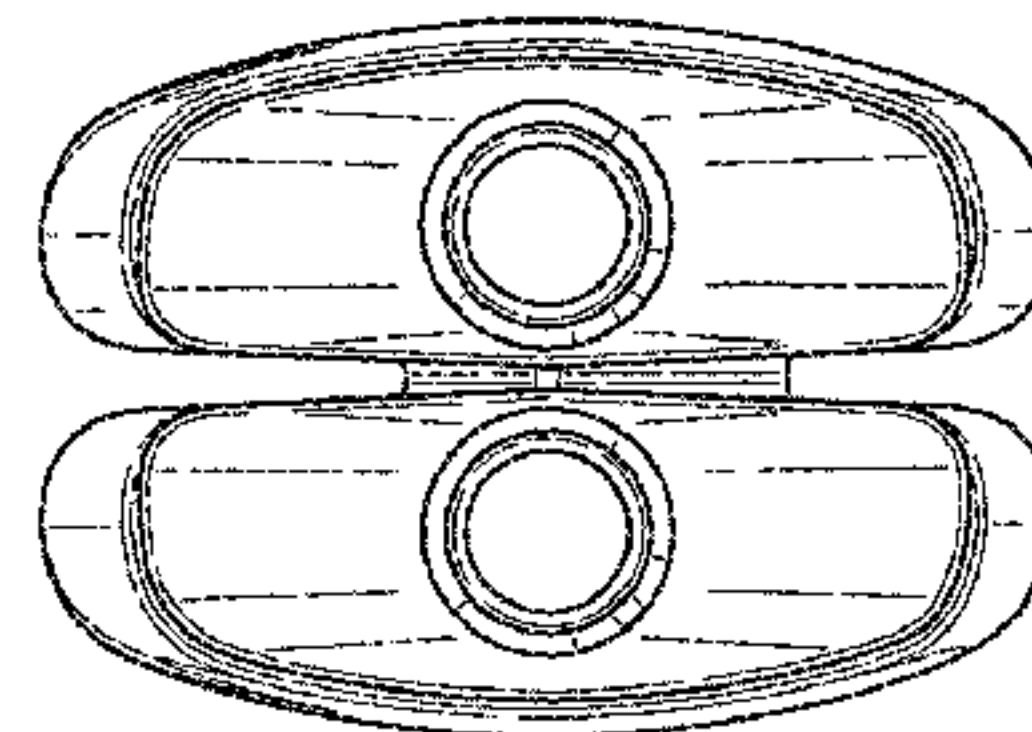





Fig. 1

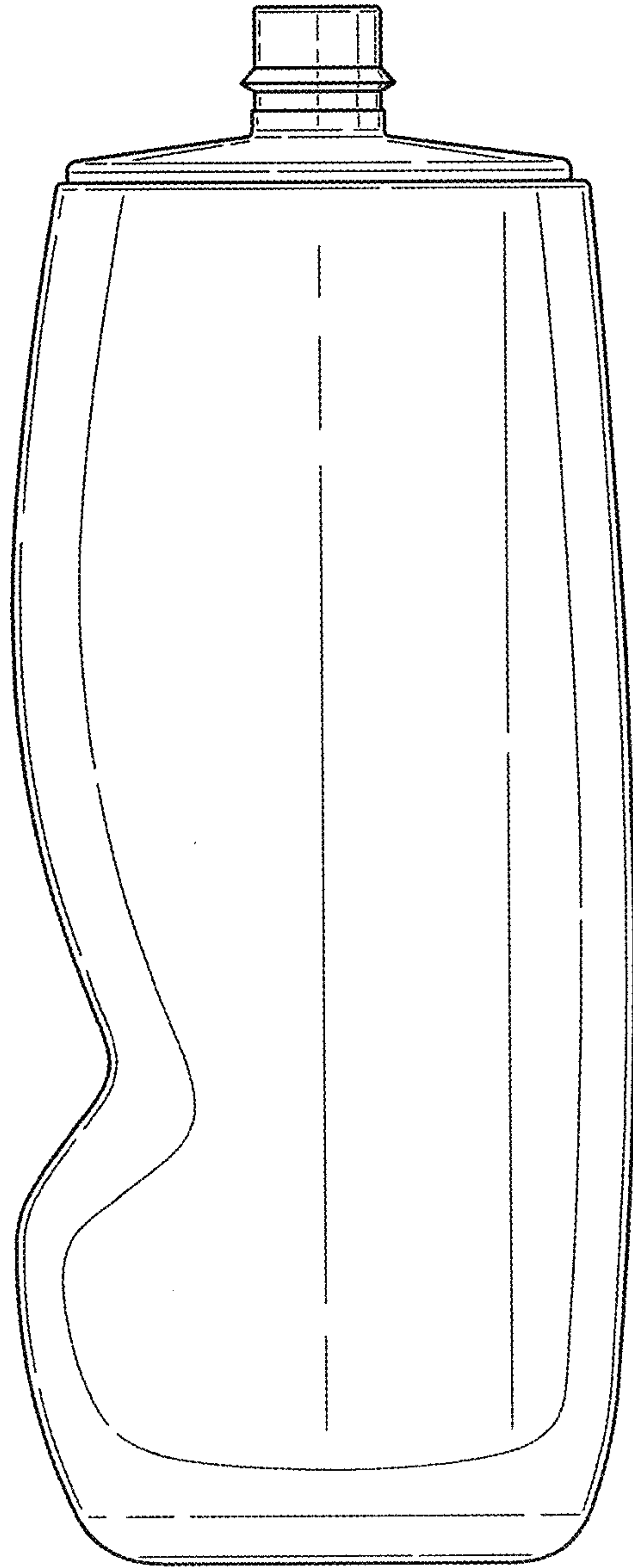


Fig. 2

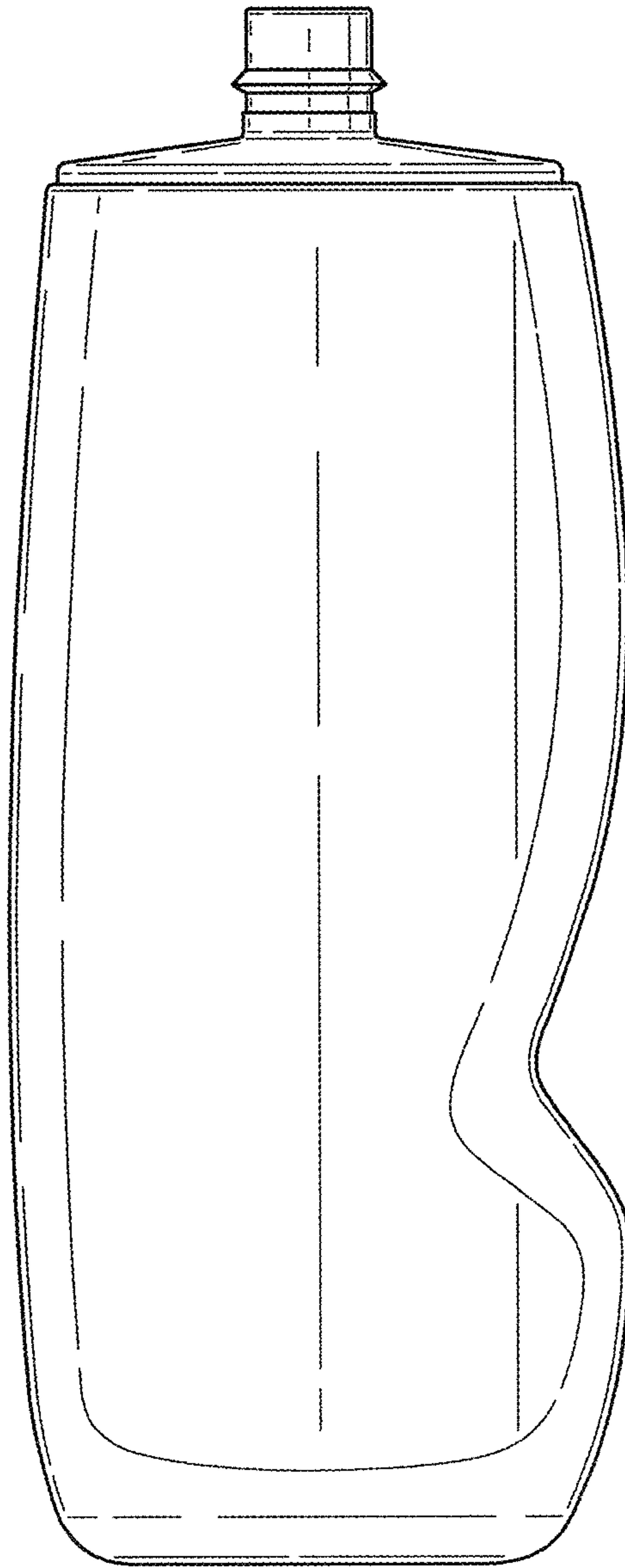


Fig. 3

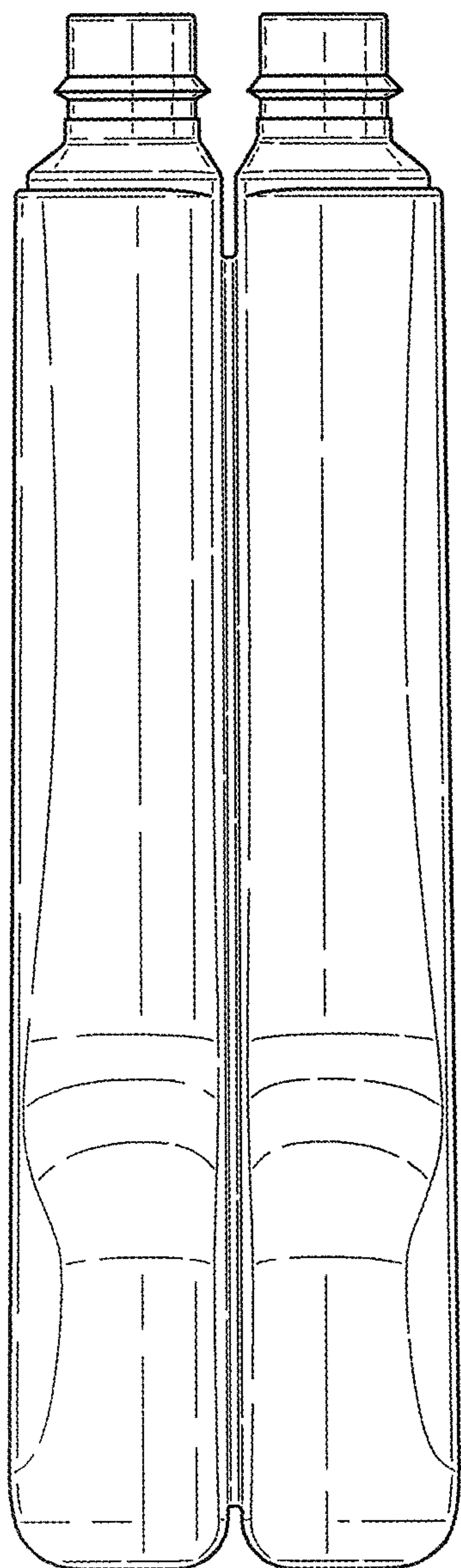


Fig. 4

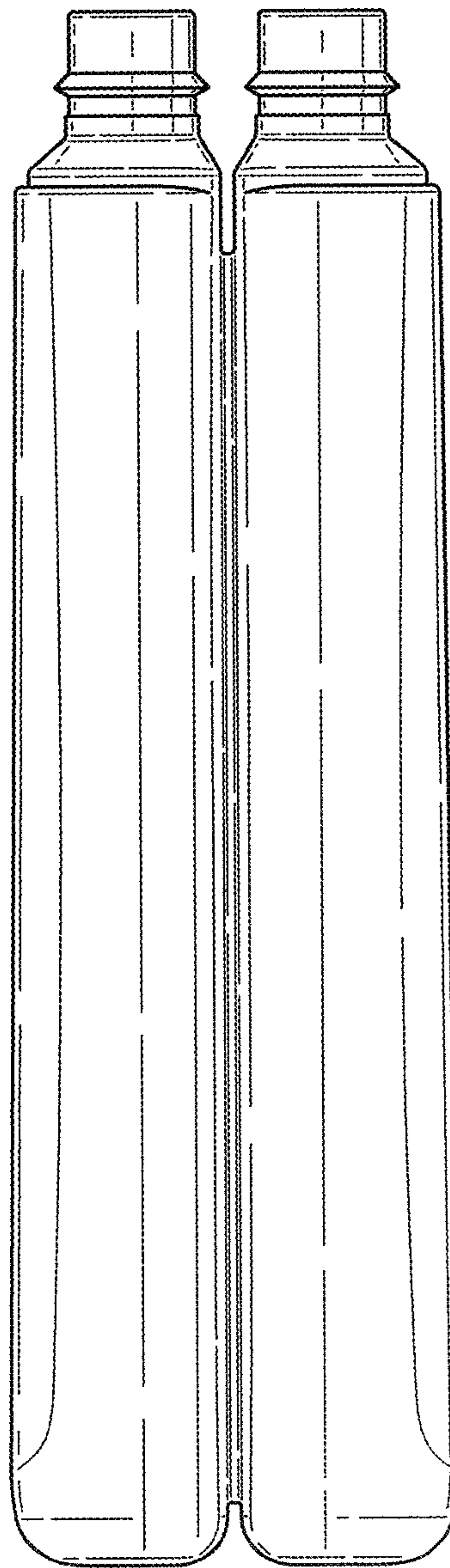


Fig. 5

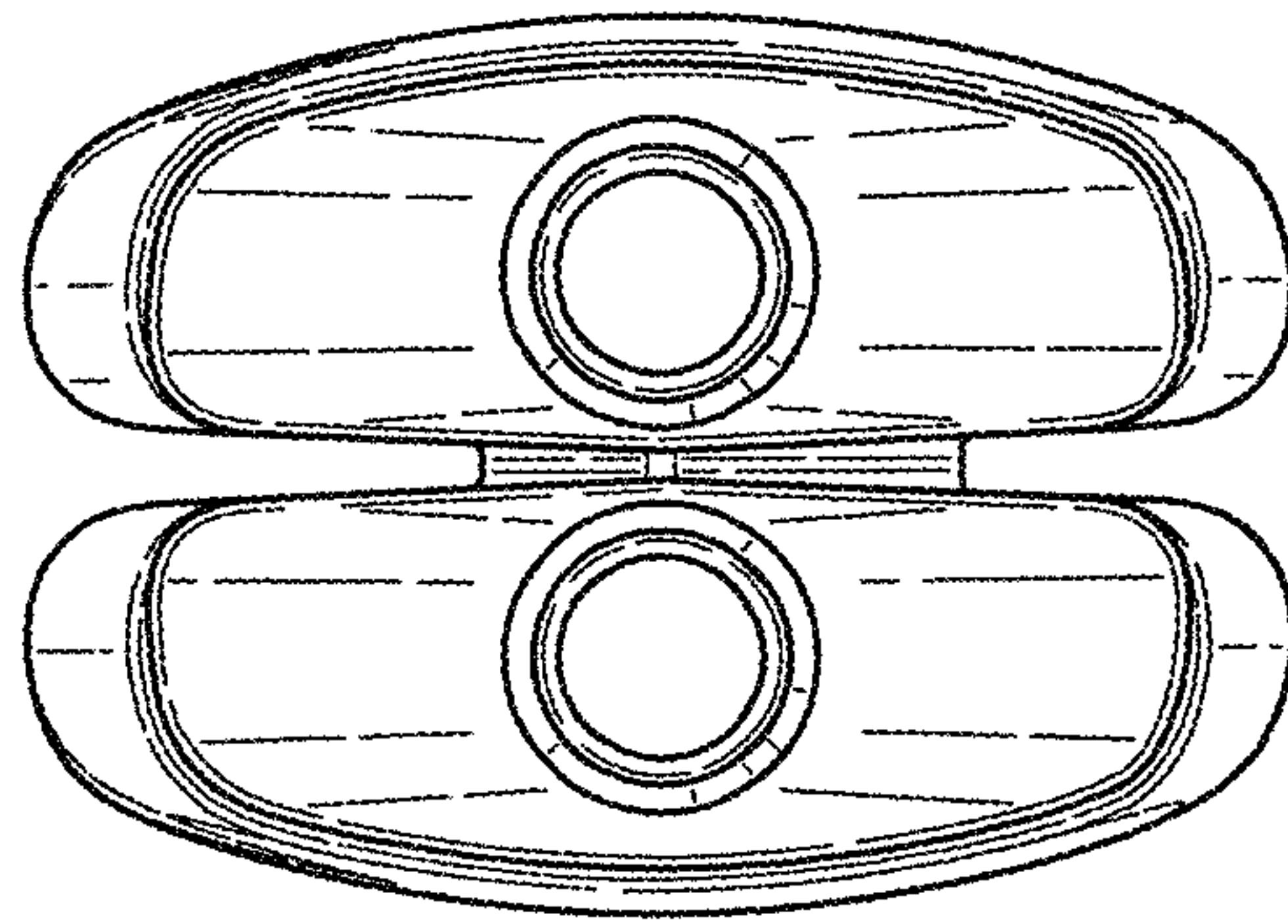


Fig. 6

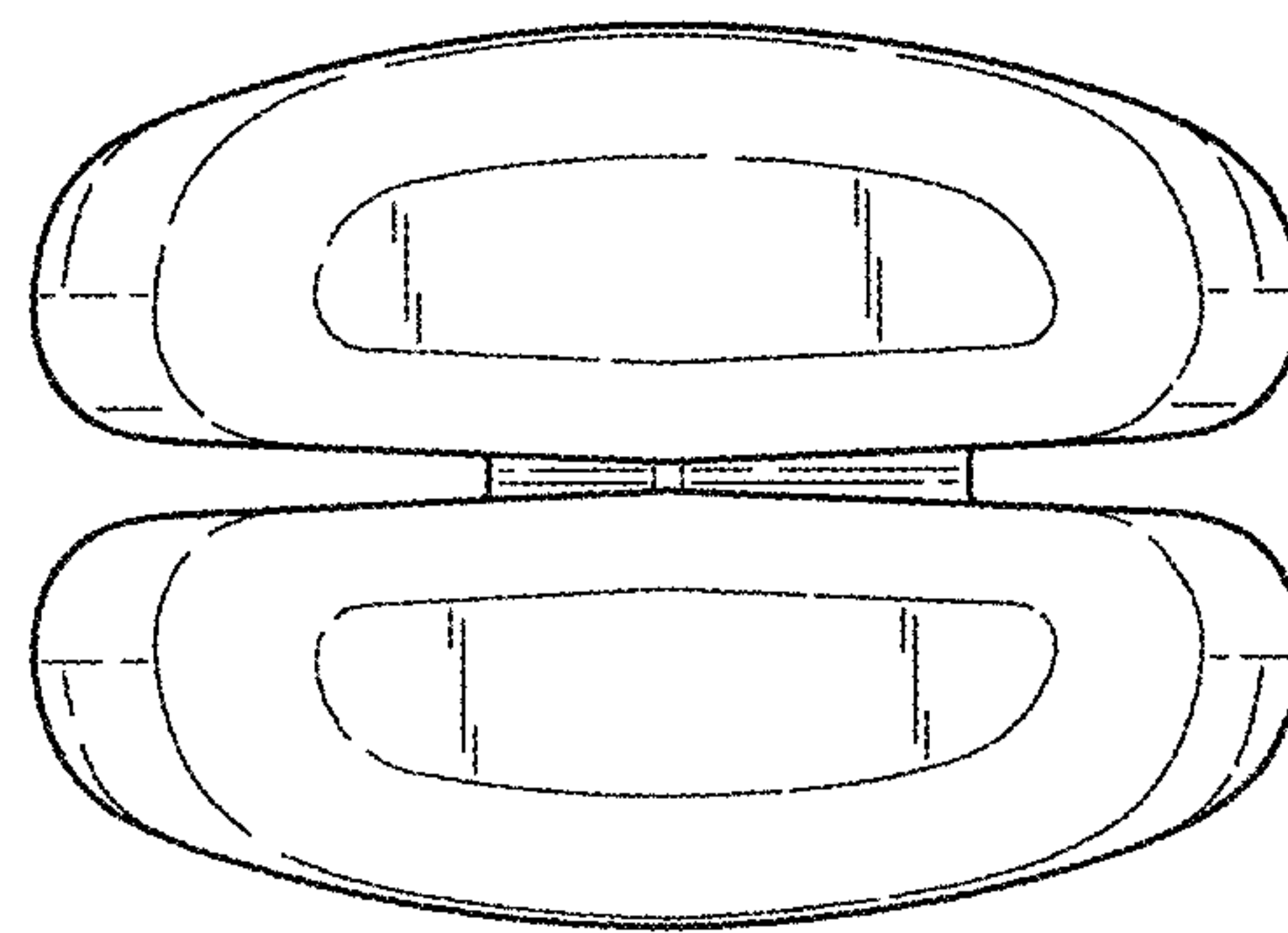


Fig. 7