



US00D753507S

(12) **United States Design Patent**  
**Wright**

(10) **Patent No.:** **US D753,507 S**  
(45) **Date of Patent:** **\*\* Apr. 12, 2016**

- (54) **EXPANDABLE SPOUTED LIQUID CONTAINER**
- (71) Applicant: **Tonya Wright**, Detroit, MI (US)
- (72) Inventor: **Tonya Wright**, Detroit, MI (US)
- (\*\*) Term: **14 Years**
- (21) Appl. No.: **29/512,361**
- (22) Filed: **Dec. 18, 2014**
- (51) **LOC (10) Cl.** ..... **09-01**
- (52) **U.S. Cl.**  
USPC ..... **D9/683**
- (58) **Field of Classification Search**  
USPC ..... D9/682, 683, 715, 719, 745, 763, 764,  
D9/772, 773, 776; D23/211.1, 211.2, 212,  
D23/225  
CPC ..... B65D 1/0284; B65D 1/0292; B65D 1/12;  
B65D 1/20; B65D 1/44; B65D 21/023;  
B65D 21/0223; B65D 21/0231; B65D 21/086;  
B65D 25/44; B65D 25/465; Y10S 215/90  
See application file for complete search history.

(56) **References Cited**

U.S. PATENT DOCUMENTS

3,083,877	A	4/1963	Gash	
D199,374	S *	10/1964	Choate	D24/115
D200,930	S *	4/1965	Hango	D9/683
D202,660	S *	10/1965	Dike	D9/520
D219,130	S *	11/1970	Dickins	D9/520
4,082,827	A *	4/1978	Chlystun	B65D 25/44 222/529
D252,379	S *	7/1979	Hartung	D24/110
4,351,454	A *	9/1982	Maynard, Jr.	B65D 1/12 206/506
D283,304	S *	4/1986	Taylor	D9/525
4,583,668	A *	4/1986	Maynard, Jr.	B65D 25/48 141/367

4,592,492	A	6/1986	Tidmore	
4,911,562	A	3/1990	Mazzeschi	
D321,646	S *	11/1991	Robertson	D9/524
D337,947	S *	8/1993	Lauter	D9/525
D341,314	S *	11/1993	Charbonneau	D9/520
D372,669	S	8/1996	Mazda	
D375,048	S *	10/1996	Barrash	D9/525
5,862,940	A	1/1999	Chism et al.	
6,047,848	A	4/2000	Davis	
6,378,736	B1	4/2002	Crosslin	
6,763,973	B1	7/2004	Hudkins	
D583,252	S *	12/2008	Lafond	D9/520
D624,261	S *	9/2010	Pho	D32/45
D662,825	S *	7/2012	Murphy	D9/528
2009/0026216	A1 *	1/2009	Philpott	B65D 21/086 220/666
2012/0325866	A1 *	12/2012	Lee	B65D 25/42 222/466
2013/0000259	A1 *	1/2013	Trude	B65D 1/0276 53/471

\* cited by examiner

Primary Examiner — Catherine Tuttle

(57) **CLAIM**

The ornamental design for an expandable spouted liquid container, as shown and described.

**DESCRIPTION**

FIG. 1 is a front view of an expandable spouted liquid container showing my new design, a back view being a mirror image thereof;

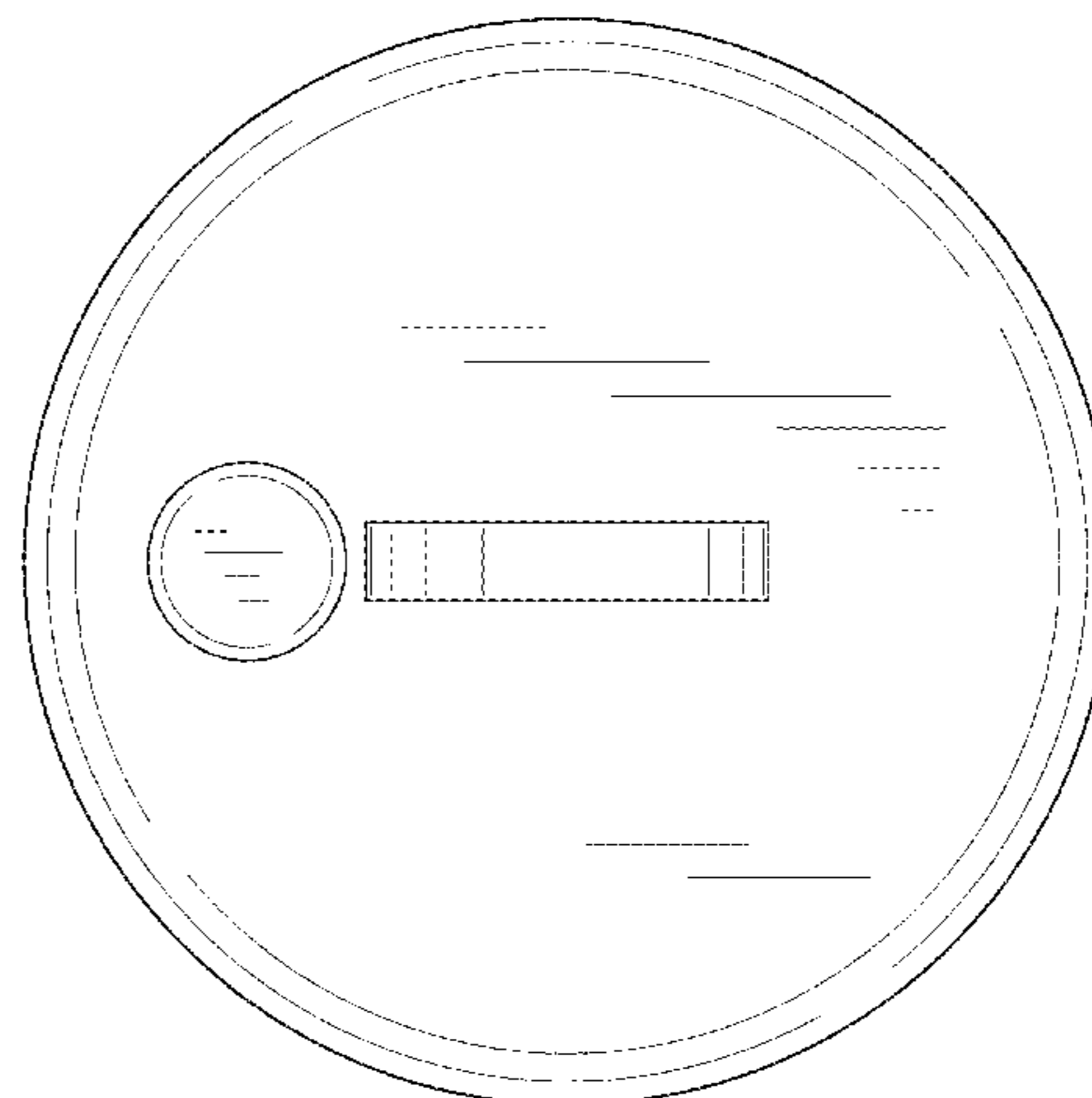
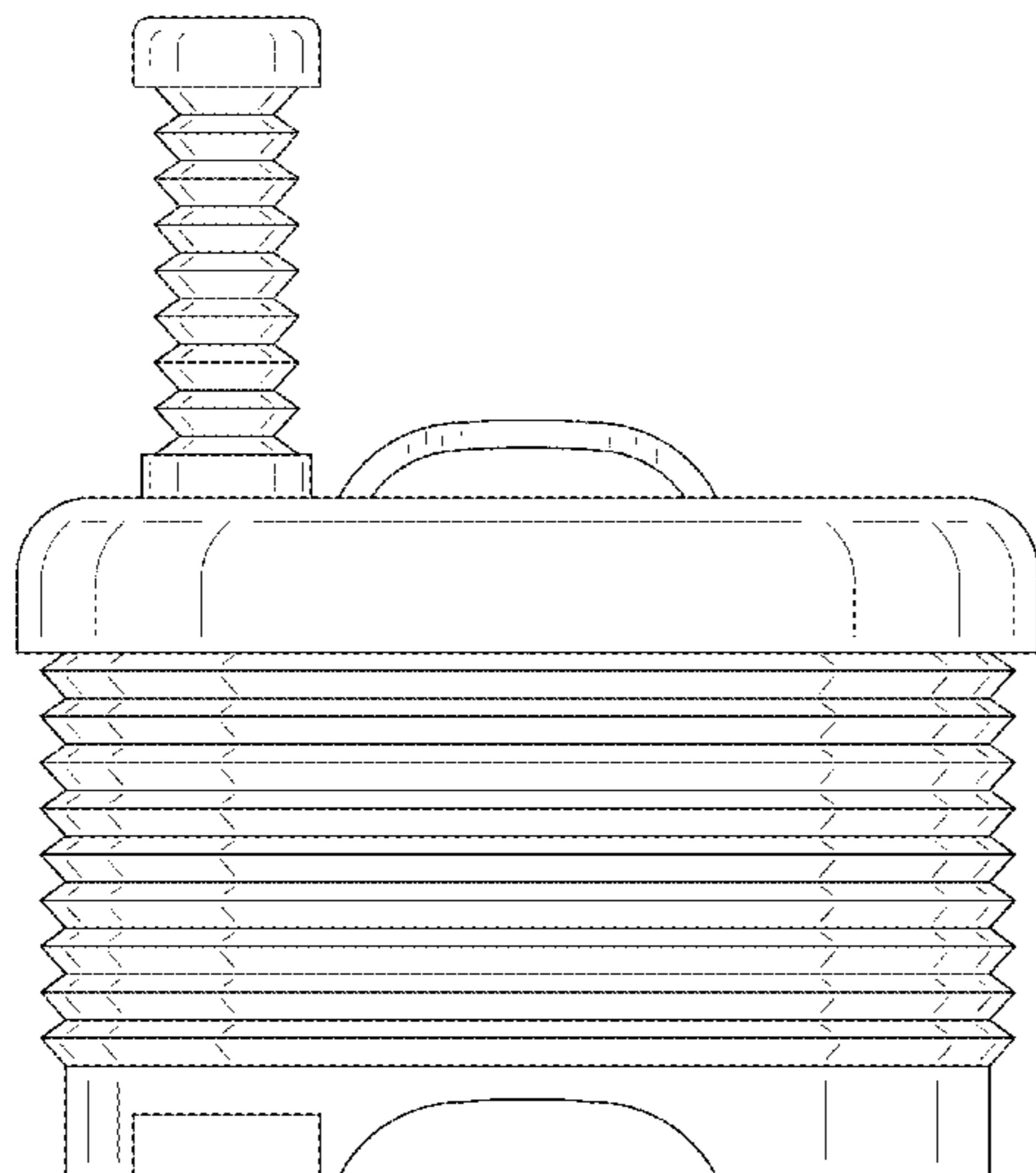
FIG. 2 is a left side view of the expandable spouted liquid container;

FIG. 3 is a right side view of the expandable spouted liquid container;

FIG. 4 is a top view of the expandable spouted liquid container; and,

FIG. 5 is a bottom view of the expandable spouted liquid container.

**1 Claim, 5 Drawing Sheets**



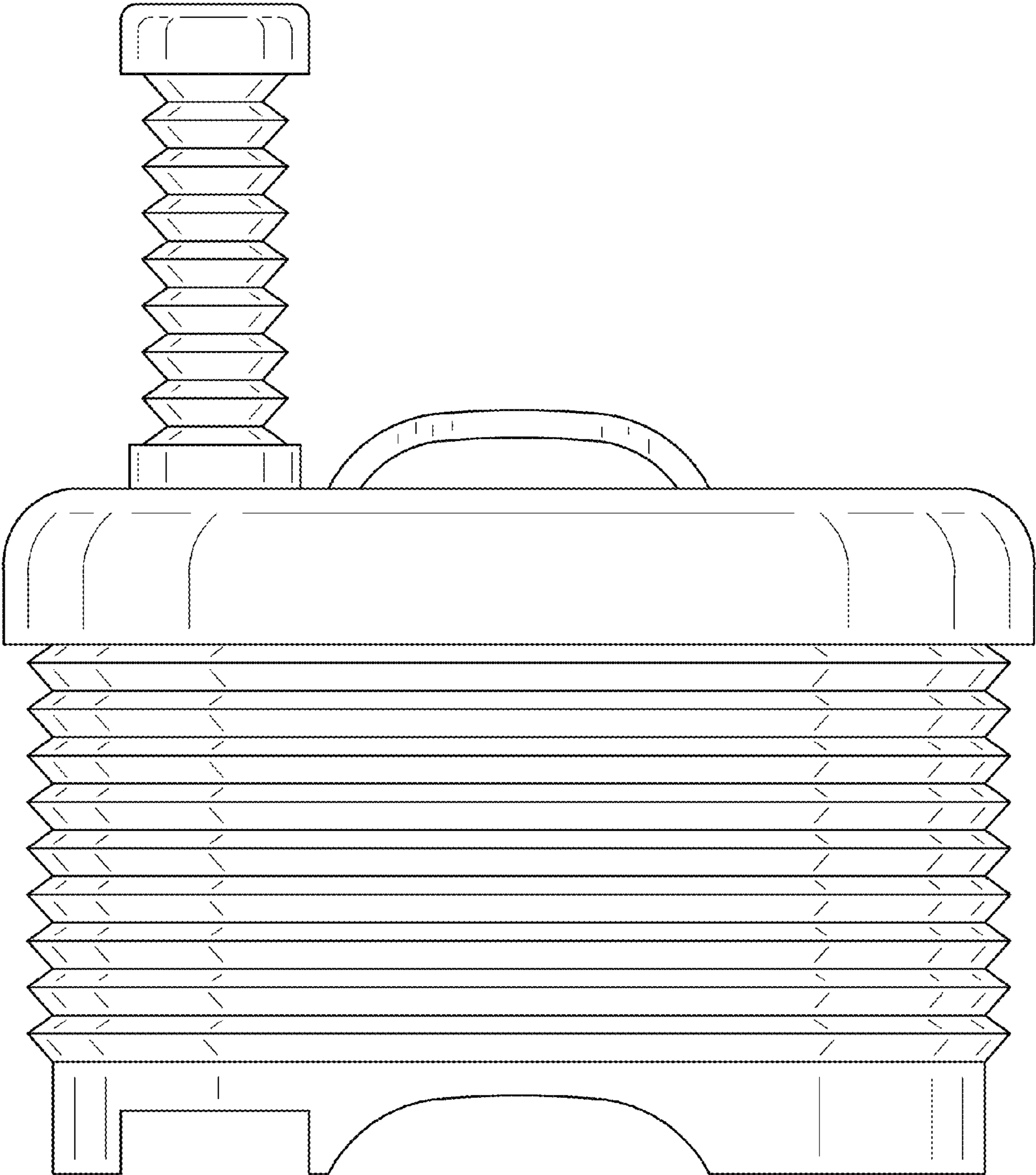


FIG. 1

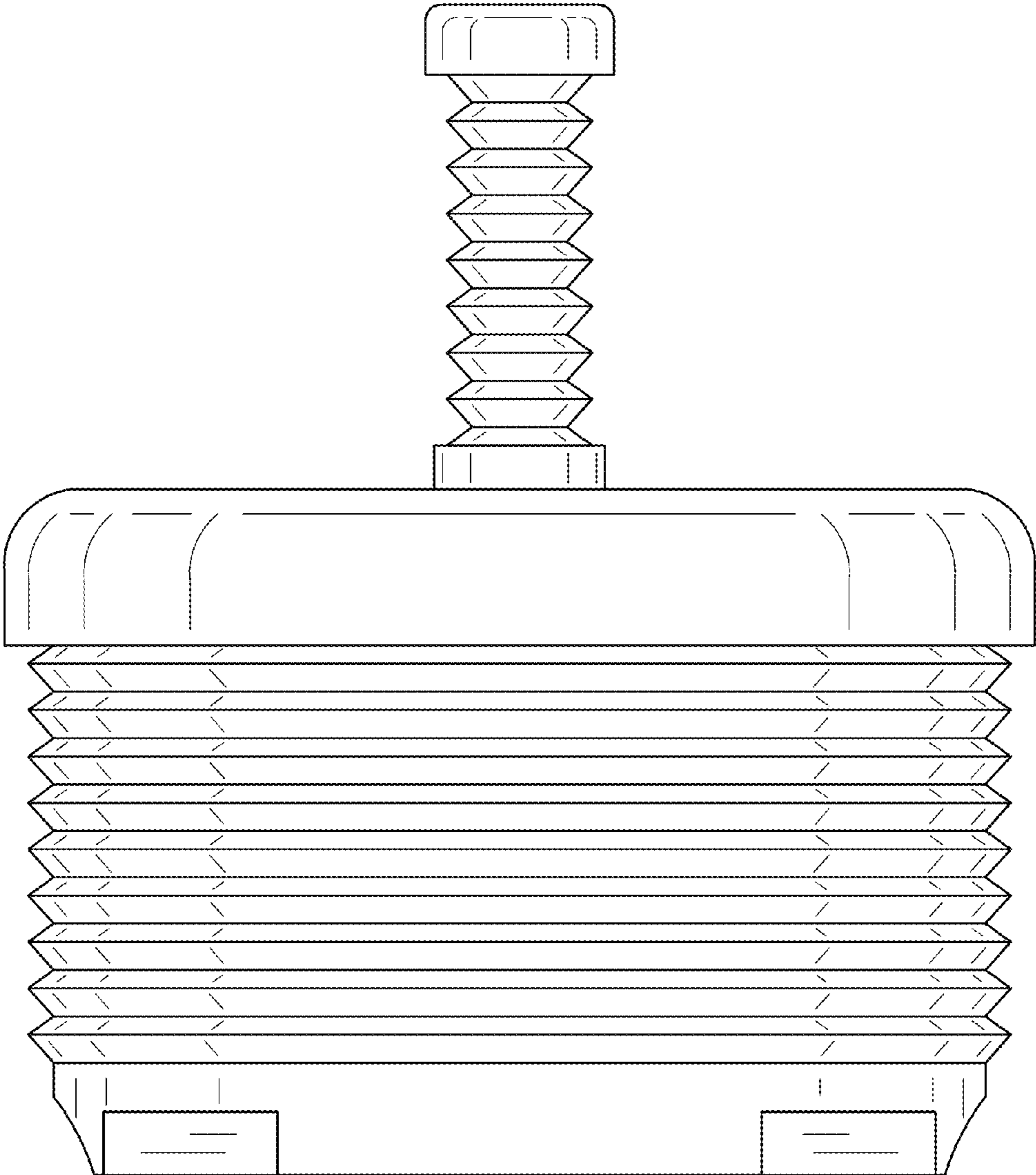


FIG. 2

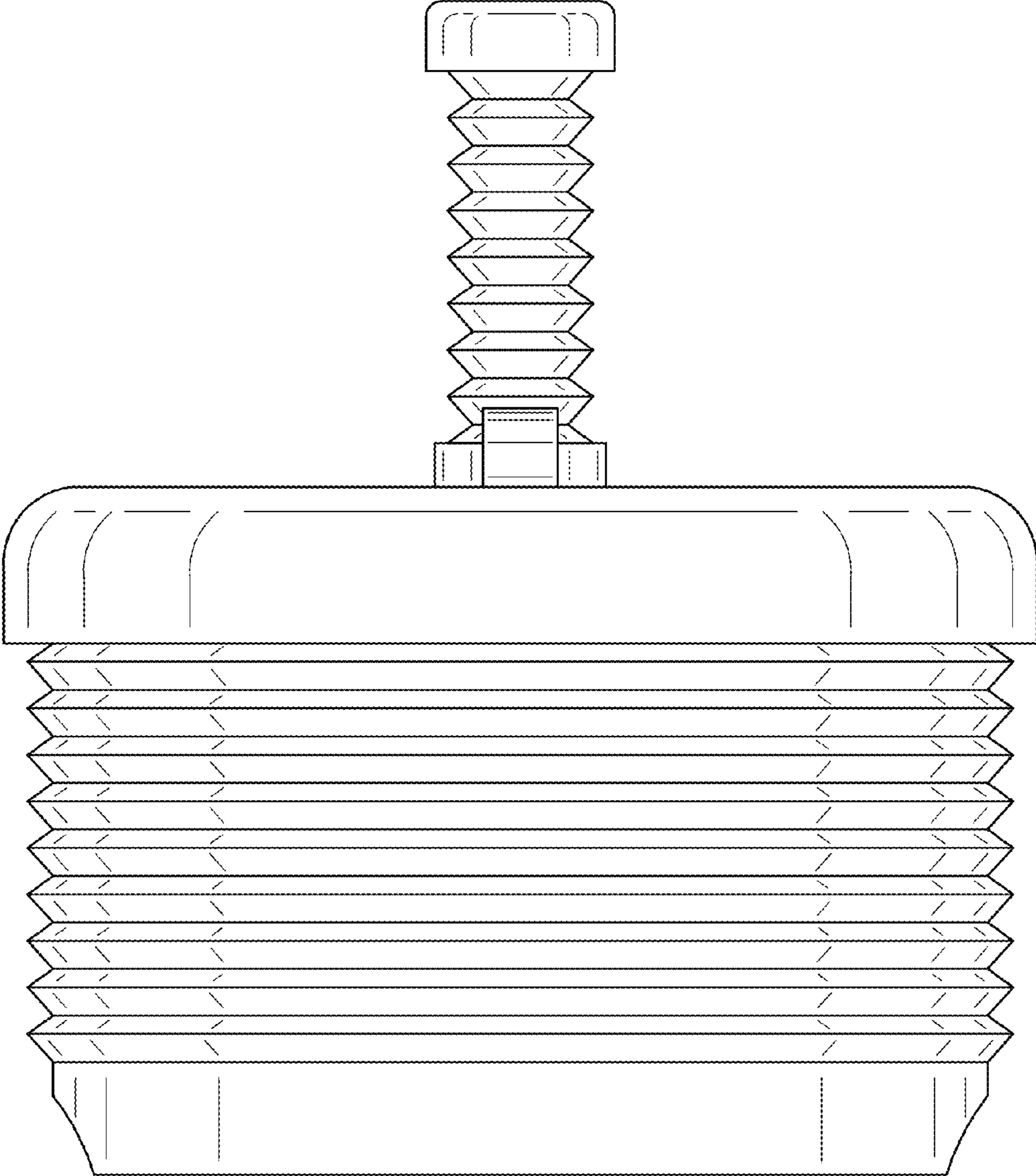


FIG. 3

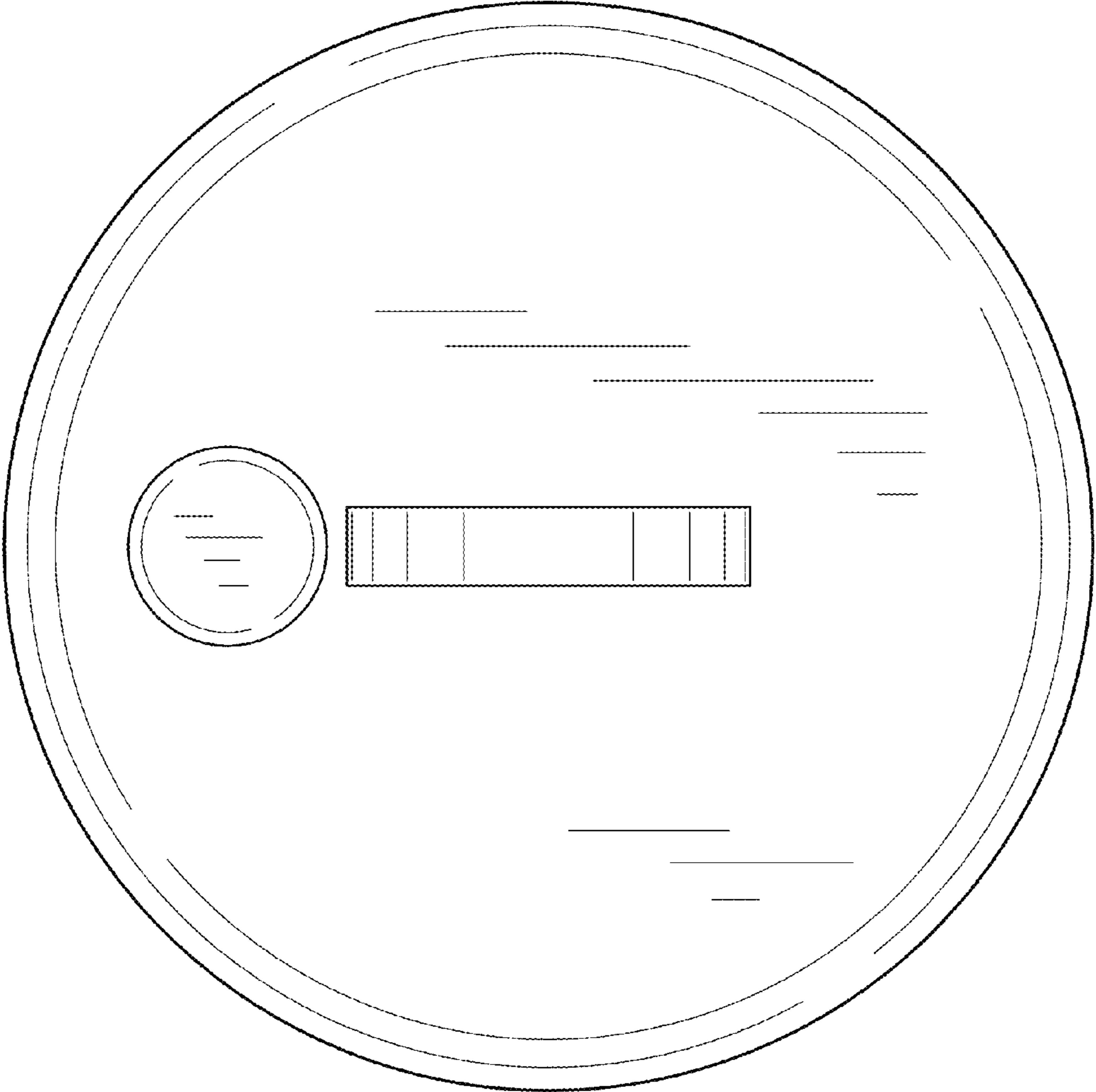


FIG. 4

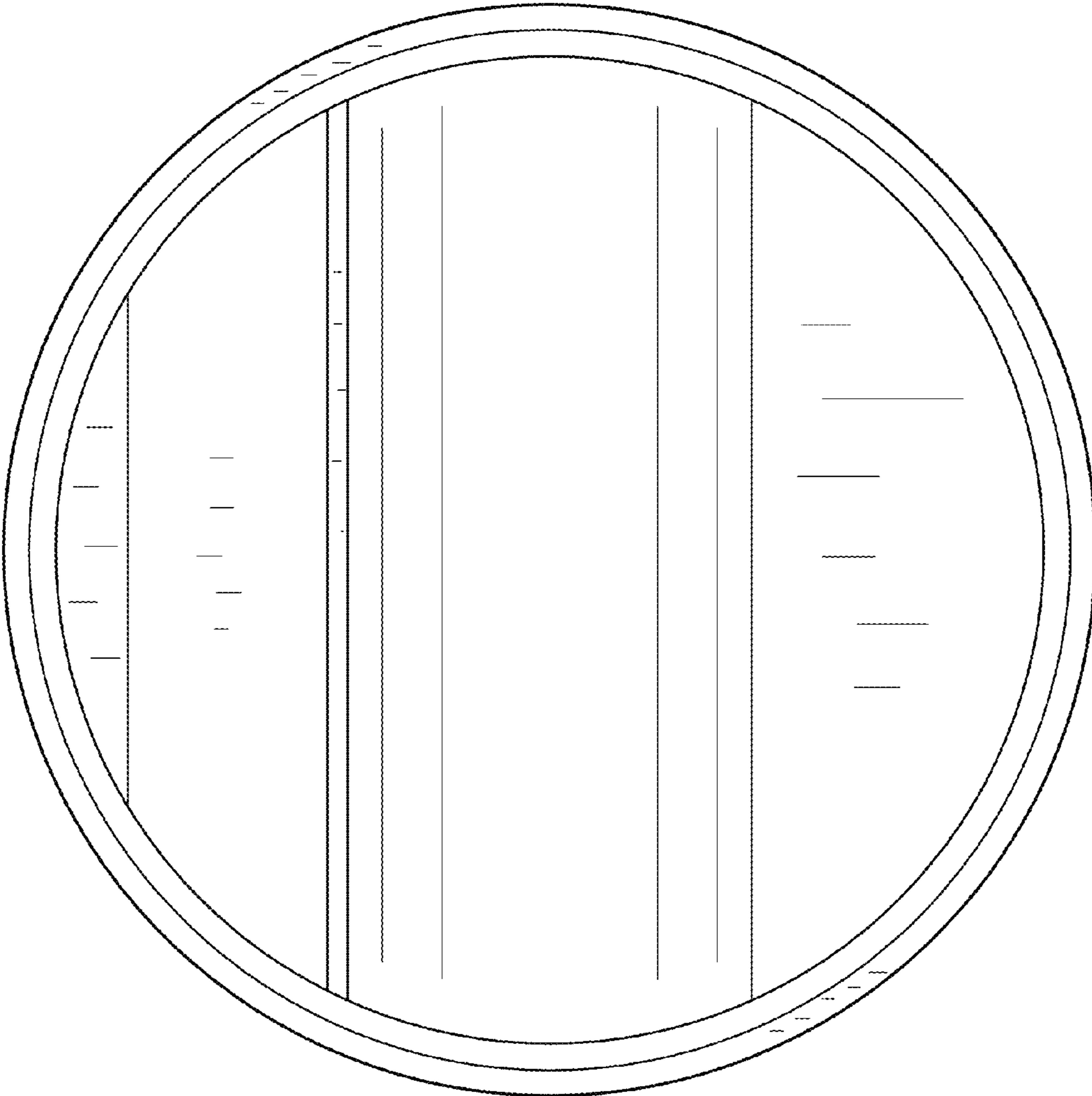


FIG. 5