



US00D753495S

(12) **United States Design Patent**  
**Turner**

(10) **Patent No.:** **US D753,495 S**  
(45) **Date of Patent:** **\*\* Apr. 12, 2016**

(54) **BOTTLE**

(71) Applicant: **Chanel Turner**, Marlboro, MD (US)

(72) Inventor: **Chanel Turner**, Marlboro, MD (US)

(\*\*) Term: **14 Years**

(21) Appl. No.: **29/453,729**

(22) Filed: **May 2, 2013**

(51) **LOC (10) Cl.** ..... **09-01**

(52) **U.S. Cl.**  
USPC ..... **D9/522**; D9/529; D9/543; D9/566;  
D9/572; D9/575

(58) **Field of Classification Search**  
USPC ..... D9/516, 522-523, 530, 541-544, 546,  
D9/560, 565, 572-575, 435; 215/381-385  
See application file for complete search history.

(56) **References Cited**

**U.S. PATENT DOCUMENTS**

D94,703 S *	2/1935	McLaughlin	.....	D9/542
D256,666 S *	9/1980	Sarda	.....	D9/522
D272,602 S *	2/1984	Gregory	.....	D9/523 X
D369,978 S *	5/1996	Mohamed	.....	D9/529
D388,709 S *	1/1998	Weiss	.....	D9/529
D415,689 S *	10/1999	Voight et al.	.....	D9/572 X
D432,407 S *	10/2000	Lee	.....	D9/522
D442,491 S *	5/2001	LePage	.....	D9/543 X
D450,245 S *	11/2001	Schultz	.....	D9/530 X
D458,140 S *	6/2002	Hutchins	.....	D9/575 X
D473,313 S *	4/2003	Diak/Ghanem	.....	D24/197
6,631,819 B1 *	10/2003	Diak/Ghanem	.....	215/11.1
D485,184 S *	1/2004	Hay et al.	.....	D9/522

D519,032 S *	4/2006	Abadinsky	.....	D9/575 X
D519,378 S *	4/2006	Abadinsky	.....	D9/575 X
D573,473 S *	7/2008	Kruparova	.....	D9/543 X
D582,777 S *	12/2008	Mansau	.....	D9/572 X
D592,072 S *	5/2009	Mansau	.....	D9/694
D592,527 S *	5/2009	Serio et al.	.....	D9/529 X
D596,041 S *	7/2009	Ohtake	.....	D9/687
D610,013 S *	2/2010	Mendelson	.....	D9/435 X
D619,466 S *	7/2010	Synder	.....	D9/522
D675,529 S *	2/2013	Jacobs et al.	.....	D9/530 X
D696,127 S *	12/2013	Juna	.....	D9/543 X
D709,378 S *	7/2014	Perez-Cabrera	.....	D9/523

\* cited by examiner

*Primary Examiner* — Carol P Rademaker

(74) *Attorney, Agent, or Firm* — Ober, Kaler, Girmes & Shriver; Royal W. Craig

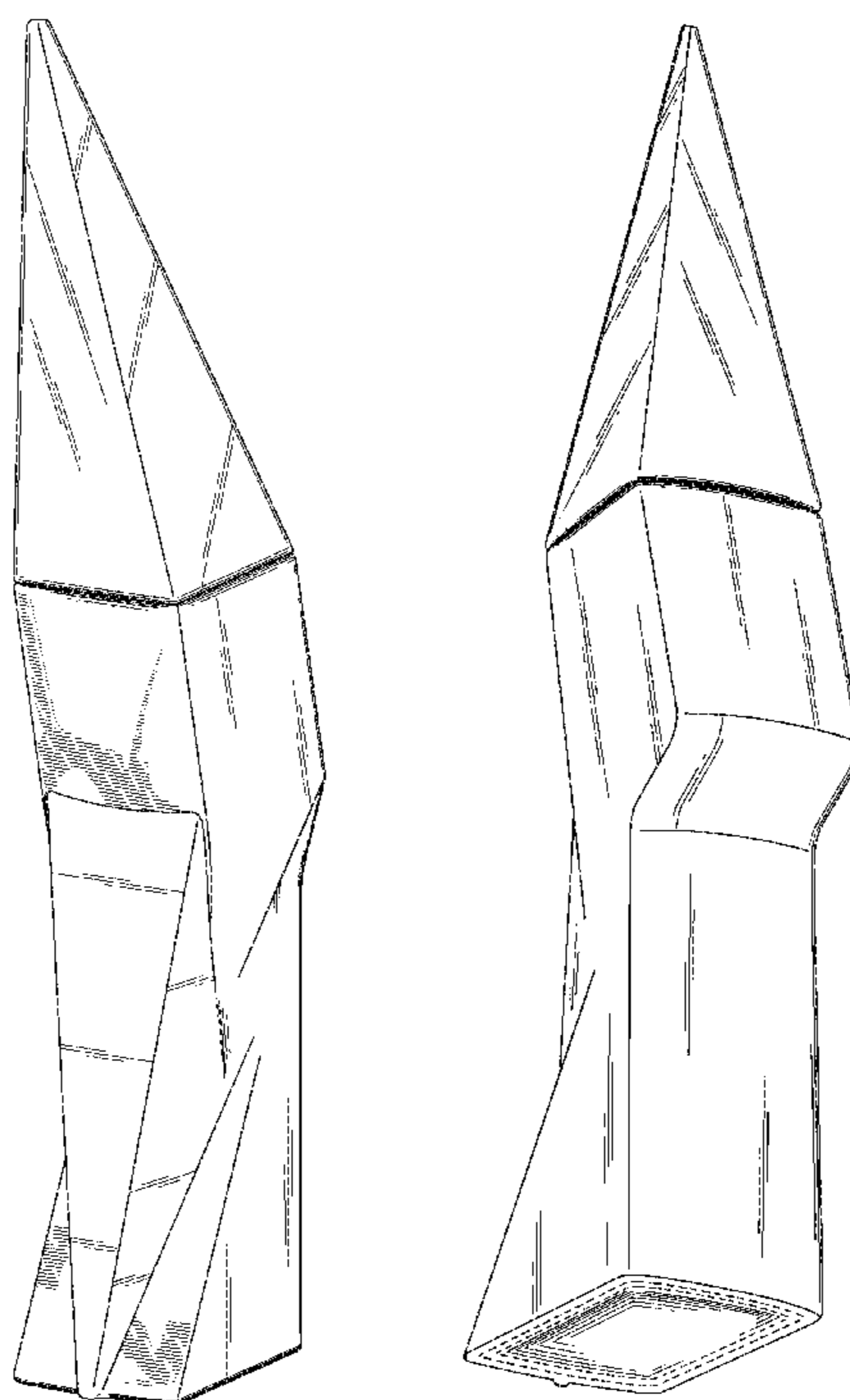
(57) **CLAIM**

The new, original, and ornamental design for a bottle, as shown in FIGS. 1-7.

**DESCRIPTION**

FIG. 1 is a top, front, right side perspective view of the bottle according to my new design;  
FIG. 2 is a bottom, back, right side perspective view thereof;  
FIG. 3 is a front elevational view thereof;  
FIG. 4 is a back elevational view thereof;  
FIG. 5 is a right side elevational view thereof, the left side elevational view being a mirror image;  
FIG. 6 is a top plan view thereof; and,  
FIG. 7 is a bottom plan view thereof.  
The broken lines in the drawings illustrate portions of the bottle which form no part of the claimed design.

**1 Claim, 3 Drawing Sheets**



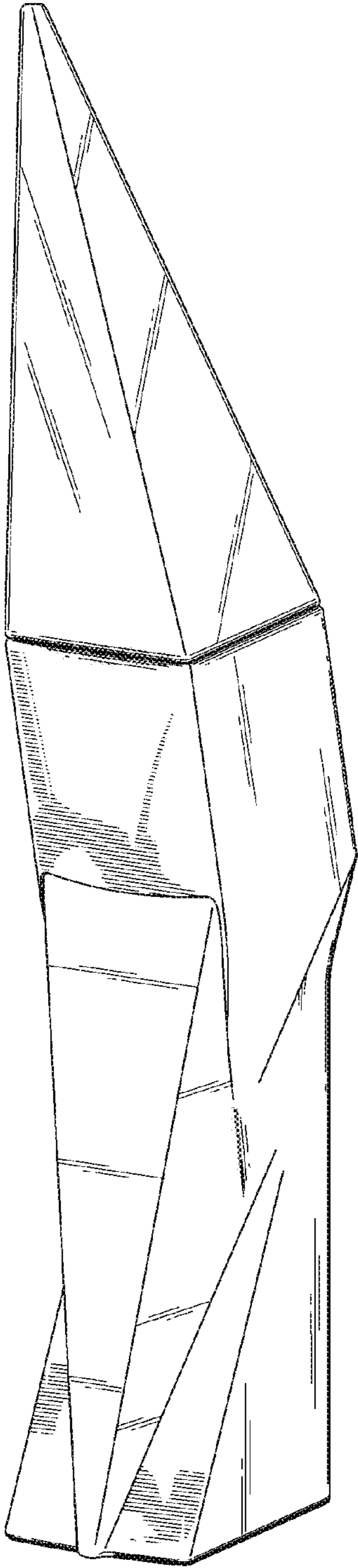


Fig. 1

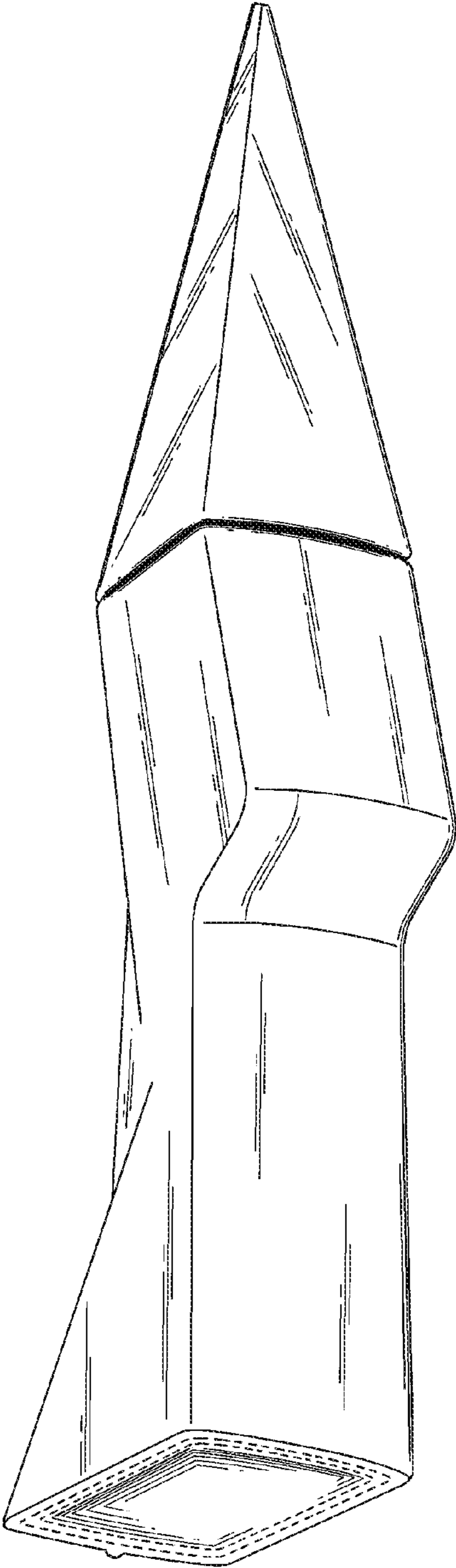


Fig. 2

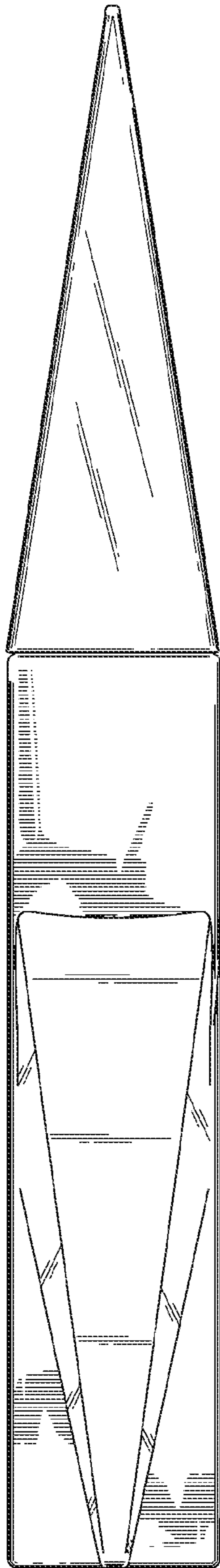


Fig. 3




Fig. 4

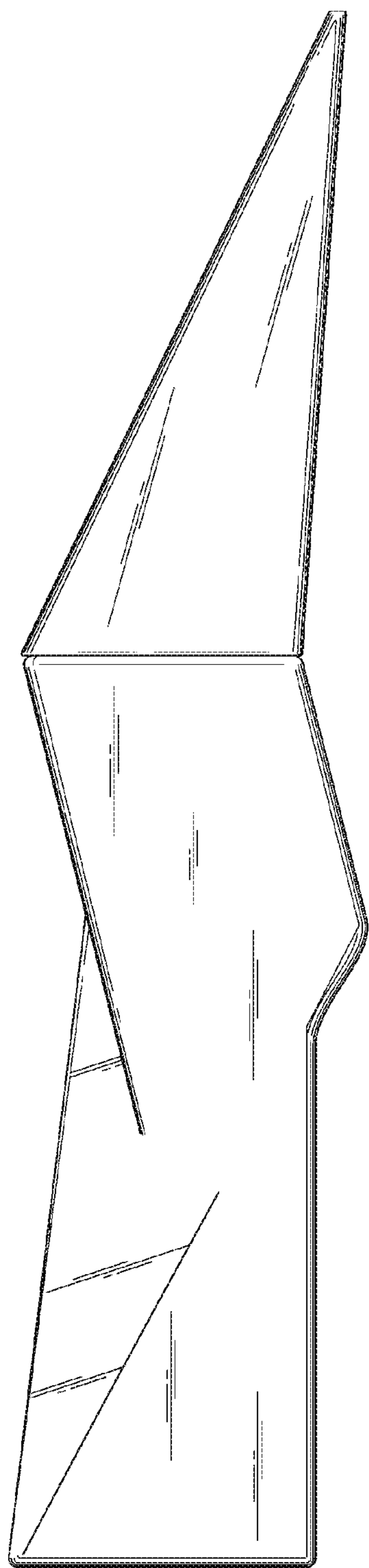


Fig. 5

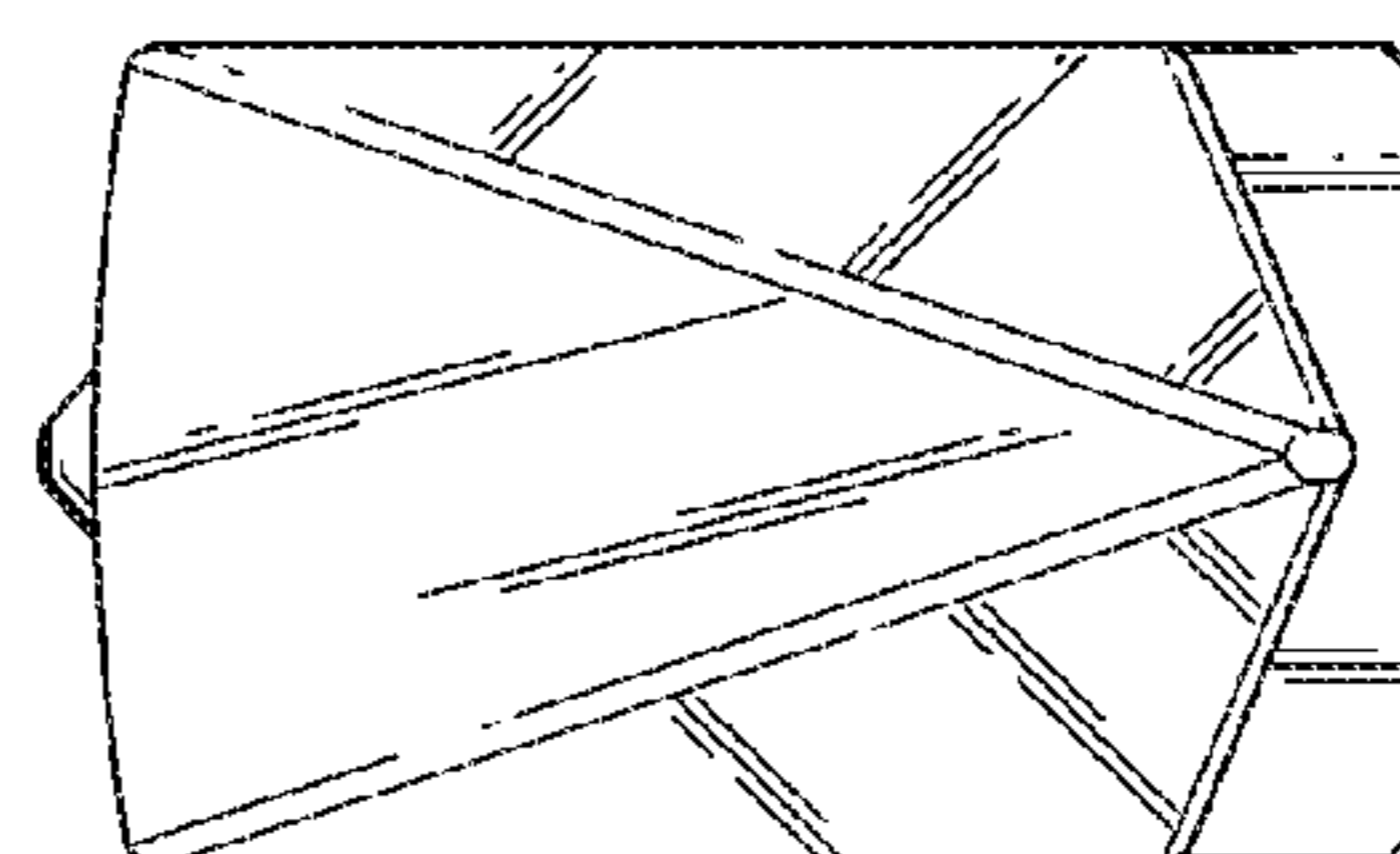


Fig. 6

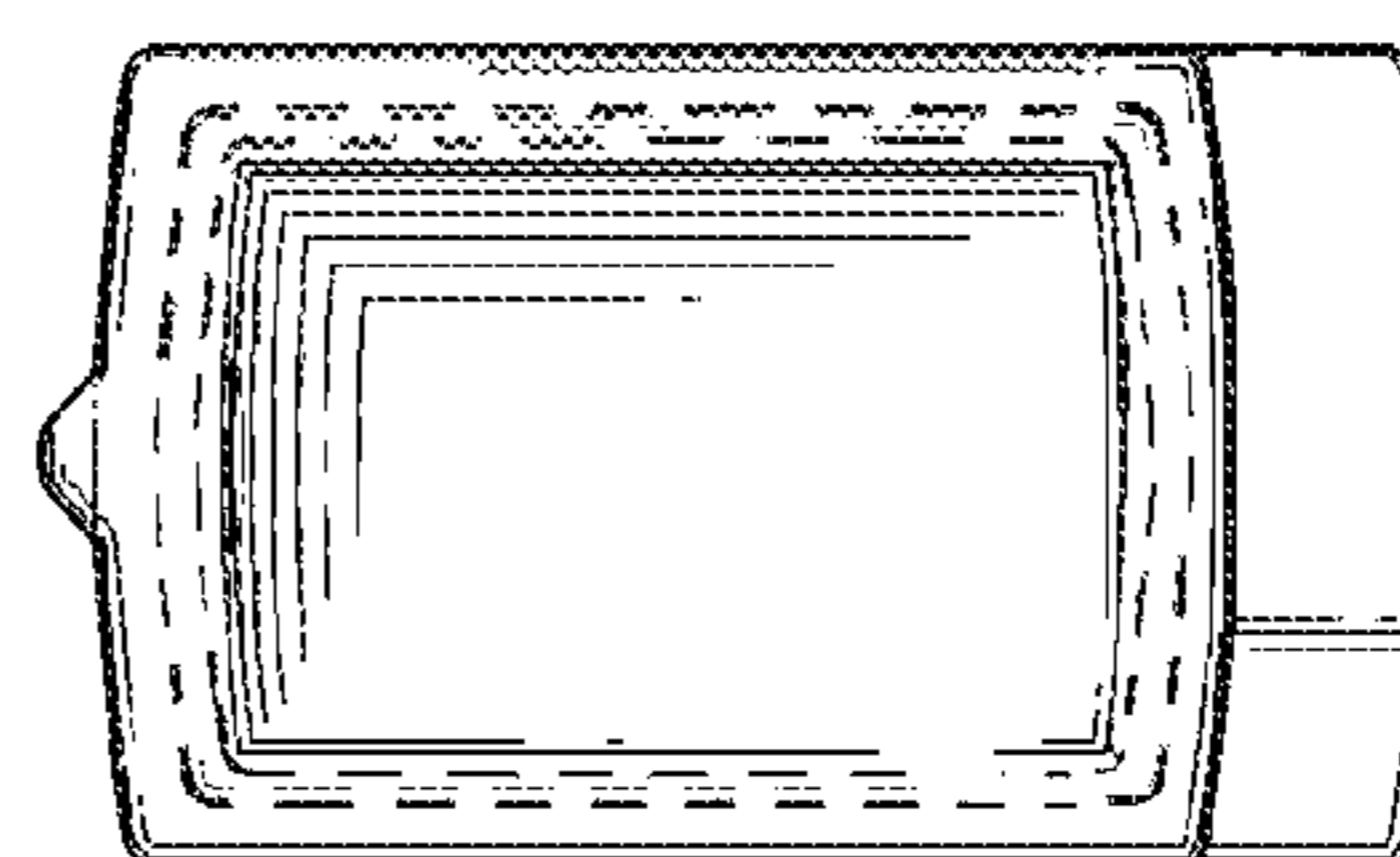


Fig. 7