



US00D753487S

(12) **United States Design Patent**  
**Wells et al.**

(10) **Patent No.:** **US D753,487 S**  
(45) **Date of Patent:** **\*\* Apr. 12, 2016**

- (54) **MEDICINE CONTAINER**
- (71) Applicant: **The Procter & Gamble Company**,  
Cincinnati, OH (US)
- (72) Inventors: **Brandon Lee Wells**, Florence, KY (US);  
**Suzanne Olly Tainter**, Covington, KY  
(US); **Jeanbaptiste Salvado**, Symmes  
Township, OH (US); **Diane Danheiser  
Powers**, Mason, OH (US)
- (73) Assignee: **The Procter & Gamble Company**,  
Cincinnati, OH (US)
- (\*\*) Term: **14 Years**
- (21) Appl. No.: **29/493,174**
- (22) Filed: **Jun. 6, 2014**
- (51) **LOC (10) Cl.** ..... **09-07**
- (52) **U.S. Cl.**  
USPC ..... **D9/434**
- (58) **Field of Classification Search**  
USPC ..... D5/1-3, 7; D9/414, 415, 419, 432, 434,  
D9/457, 500; D11/142, 155, 156; 206/494,  
206/457, 527, 775; 215/379, 400; 220/660,  
220/661, 676, 890; 229/87.08, 116.1,  
229/123.1, 123.3, 221  
CPC ..... B65D 2203/02; B65D 5/4233; G09F 3/02  
See application file for complete search history.

- D665,257 S \* 8/2012 Slayton ..... D9/432
- D675,106 S \* 1/2013 Powers ..... D9/434
- D677,580 S \* 3/2013 Powers ..... D9/434
- D703,041 S \* 4/2014 Abel ..... D9/434
- D706,630 S \* 6/2014 Merchant ..... D9/434
- D712,736 S \* 9/2014 Hara ..... D9/432
- D714,141 S \* 9/2014 Robinson ..... D20/22
- D715,141 S \* 10/2014 Markle ..... D9/434
- D732,970 S \* 6/2015 Keating ..... D9/432

\* cited by examiner

*Primary Examiner* — Robert M Spear

*Assistant Examiner* — Darcey E Heflin

(74) *Attorney, Agent, or Firm* — Alexandra S. Anoff

(57) **CLAIM**

The ornamental design for “medicine container”, as shown and described.

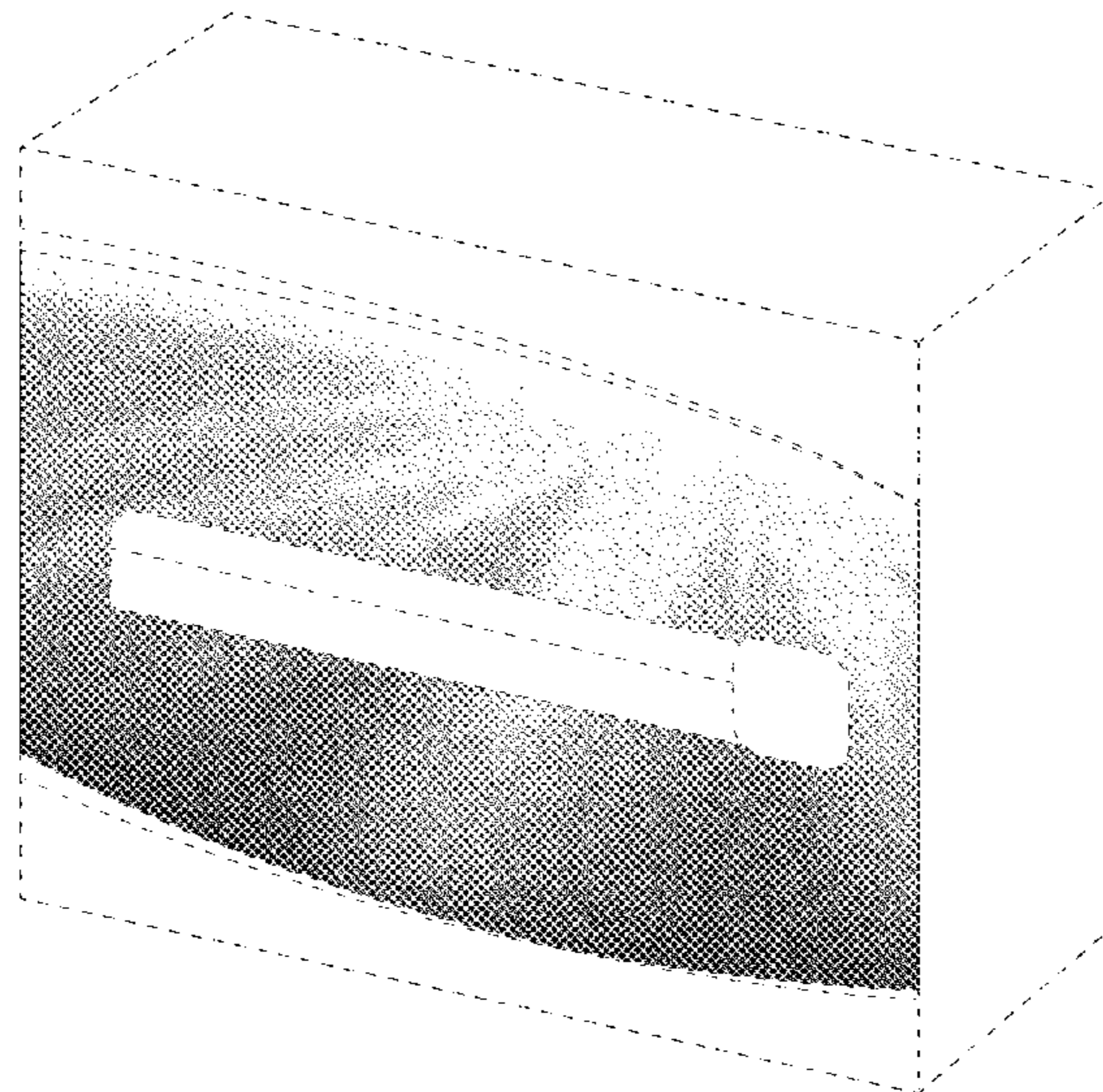
**DESCRIPTION**

FIG. 1 is a perspective view a first embodiment of medicine container;  
 FIG. 2 is a front view thereof;  
 FIG. 3 is a rear view thereof;  
 FIG. 4 is a right side view thereof;  
 FIG. 5 is a left side thereof;  
 FIG. 6 is a top view thereof and  
 FIG. 7 is a bottom view thereof;  
 FIG. 8 is a perspective view a second embodiment of medicine container;  
 FIG. 9 is a front view thereof,  
 FIG. 10 is a rear view thereof;  
 FIG. 11 is a right side view thereof;  
 FIG. 12 is a left side view thereof;  
 FIG. 13 is a top view thereof; and,  
 FIG. 14 is a bottom view thereof.  
 In the drawings, the broken lines depict environmental subject matter only that forms no part of the claim.

(56) **References Cited**  
U.S. PATENT DOCUMENTS

- D5,101 S \* 7/1871 Button ..... D5/7
- D99,926 S \* 6/1936 Brown ..... D5/7
- D117,343 S \* 10/1939 Huizing ..... D5/7
- D123,205 S \* 10/1940 Clackett ..... D5/7
- D489,002 S \* 4/2004 Meyer ..... D9/669
- D524,652 S \* 7/2006 Harada ..... D9/457
- D524,654 S \* 7/2006 Harada ..... D9/457

**1 Claim, 6 Drawing Sheets**



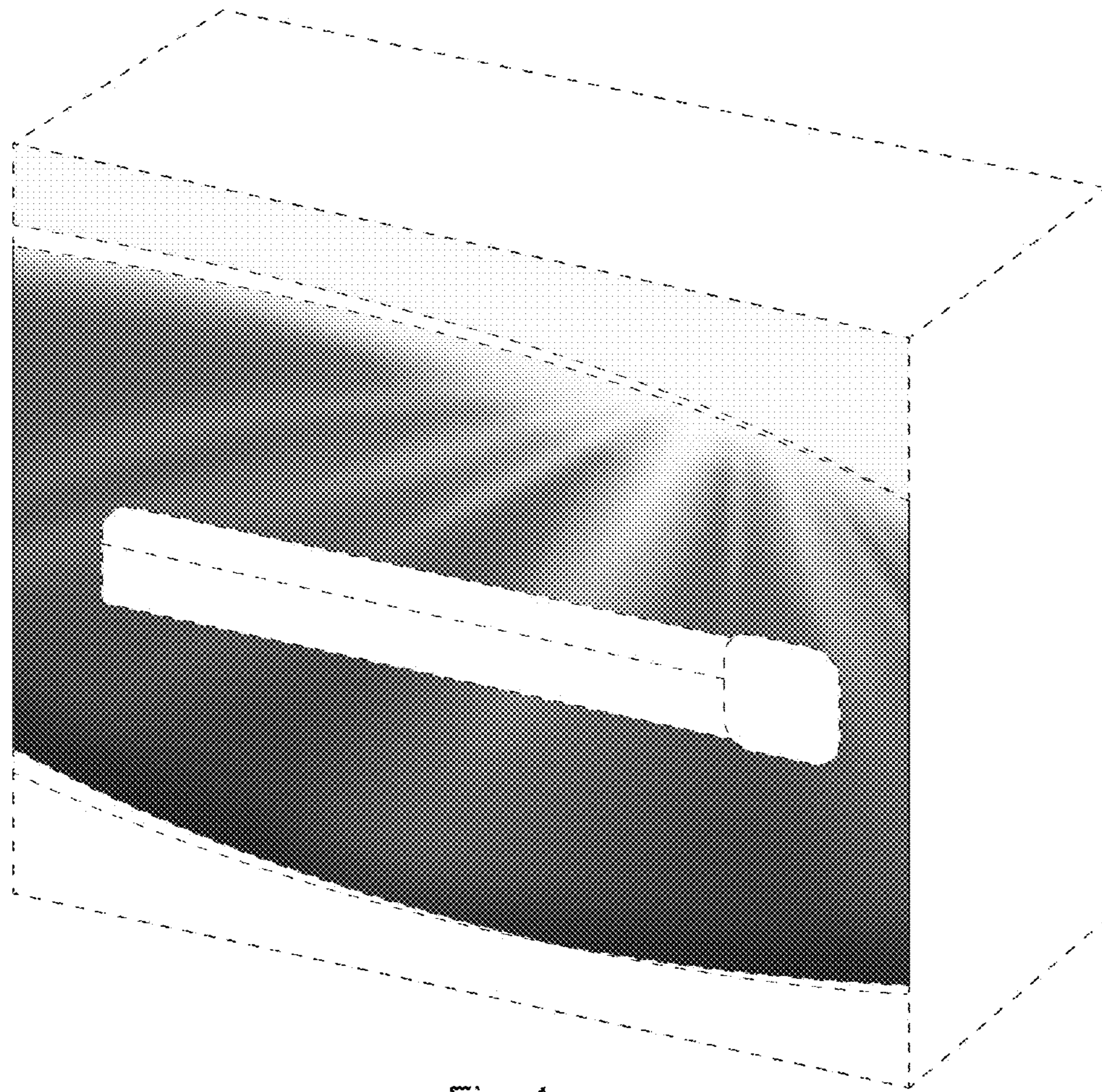


Fig. 1






Fig. 2




Fig. 3




Fig. 4




Fig. 5

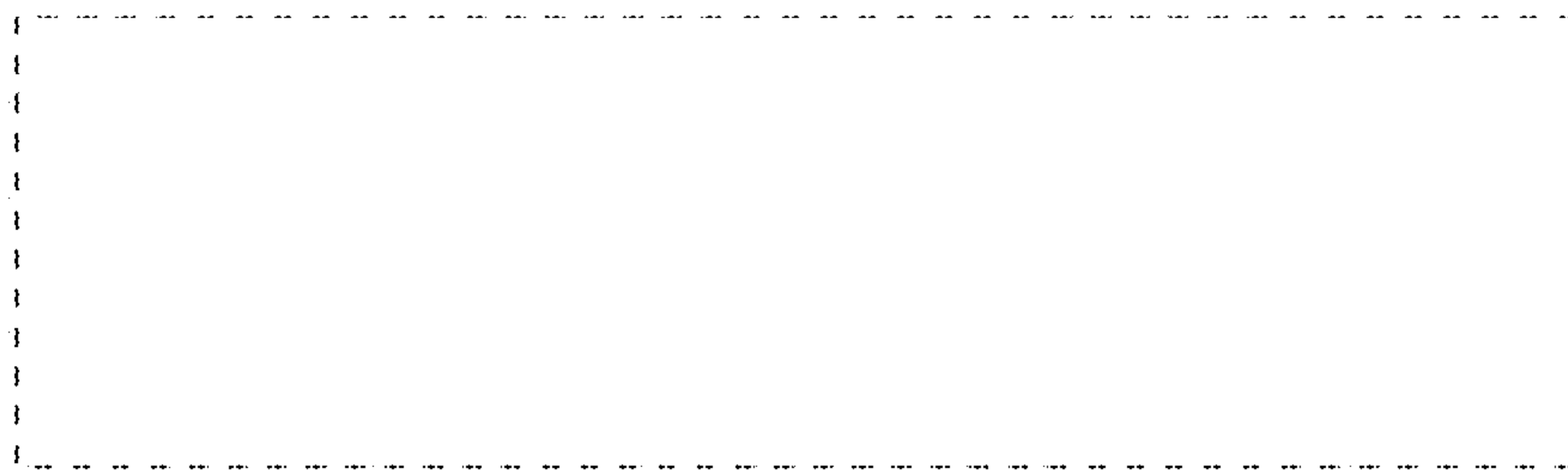


Fig. 6



Fig. 7



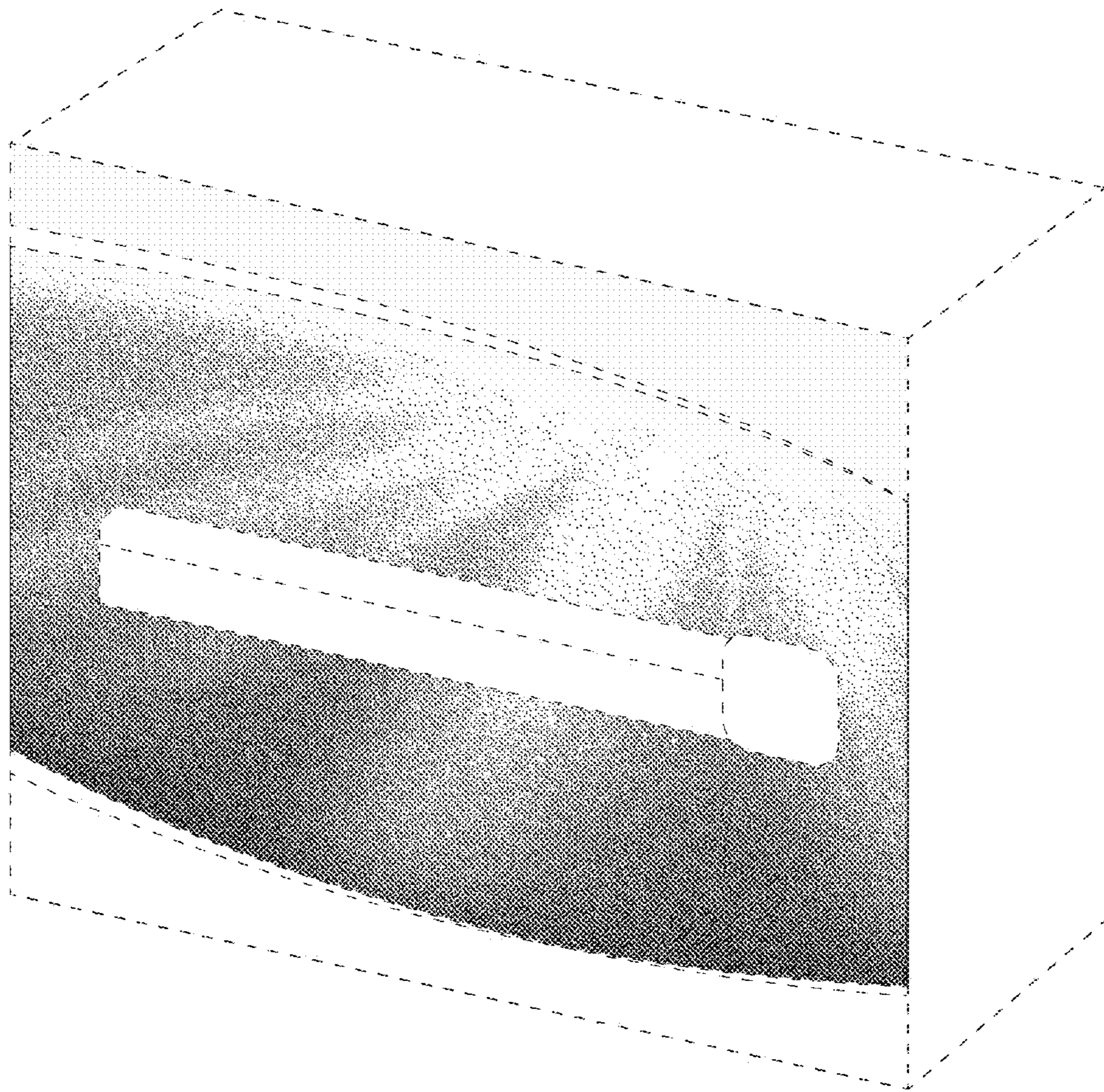


Fig. 8



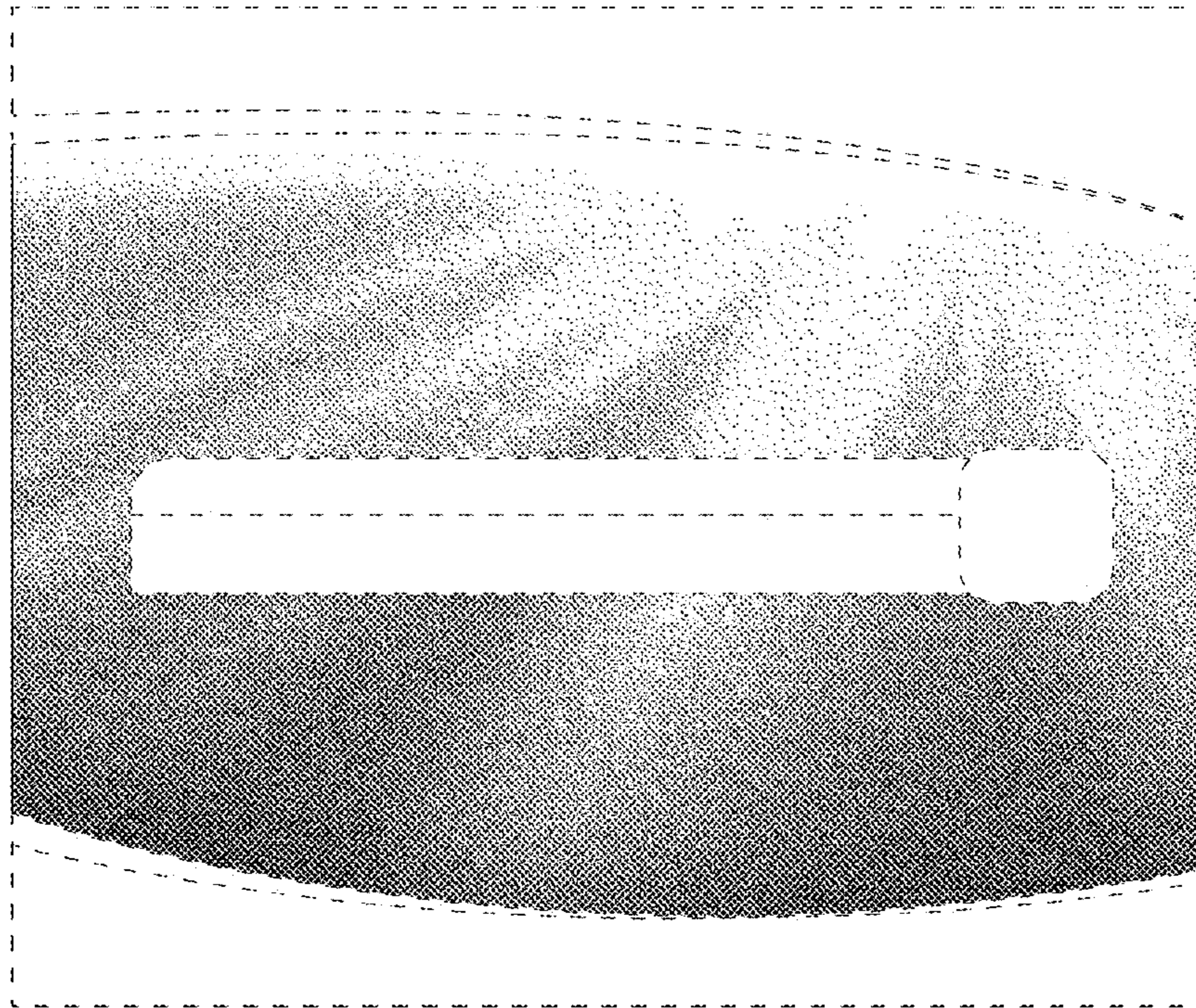


Fig. 9




Fig. 10




Fig. 11




Fig. 12




Fig. 13




Fig. 14