

US00D753463S

(12) **United States Design Patent**  
**Gokcebay et al.**

(10) **Patent No.:** **US D753,463 S**  
(45) **Date of Patent:** **\*\* Apr. 12, 2016**

(54) <b>RECESS MOUNT ELECTRONIC CAM LOCK</b>	4,926,664 A *	5/1990	Gartner .....	E05B 47/0012 70/119
(71) Applicant: <b>Security People, Inc.</b> , Petaluma, CA (US)	4,956,984 A *	9/1990	Chi-Cheng .....	E05B 47/068 70/277
(72) Inventors: <b>Asil T. Gokcebay</b> , Petaluma, CA (US); <b>Julian Peck</b> , San Rafael, CA (US); <b>Kelly Kodama</b> , Walnut Creek, CA (US)	5,020,345 A *	6/1991	Gartner .....	E05B 47/0012 70/277
(73) Assignee: <b>Security People, Inc.</b> , Petaluma, CA (US)	5,033,282 A *	7/1991	Gartner .....	E05B 47/0012 70/119
(**) Term: <b>15 Years</b>	5,475,996 A	12/1995	Chen	
(21) Appl. No.: <b>29/529,548</b>	6,058,746 A	5/2000	Mirshafiee et al.	
(22) Filed: <b>Jun. 8, 2015</b>	D485,154 S *	1/2004	Chen .....	D8/331
	7,221,272 B2	5/2007	Hosselet	
	D580,739 S	11/2008	Pelletier et al.	
	D639,636 S *	6/2011	Krakoff .....	D8/338
	D686,055 S	7/2013	Li	
	D686,056 S	7/2013	Li	
	8,490,443 B2	7/2013	Gokcebay	
	8,495,898 B2	7/2013	Gokcebay	
	8,587,405 B2	11/2013	Denison et al.	
	8,616,031 B2	12/2013	Ullrich et al.	
	D698,222 S	1/2014	Guo	

**Related U.S. Application Data**

(62) Division of application No. 29/469,250, filed on Oct. 8, 2013, now Pat. No. Des. 731,286.

(51) **LOC (10) Cl.** ..... **08-07**

(52) **U.S. Cl.**  
USPC ..... **D8/331; D8/330**

(58) **Field of Classification Search**  
USPC ..... D8/330, 331, 336, 338, 339, 340, 343;  
70/14, 2, 51, 57, 57.1, 91, 107, 141,  
70/214, 78, 278, 1, 127, 447; 292/2, 32,  
292/137, 288, 289, 290, 292, 194-198, 164,  
292/165, 257  
CPC ..... E05B 49/00; E05B 17/00; E05B 55/00;  
E05B 65/00; E05B 47/00  
See application file for complete search history.

(56) **References Cited**

**U.S. PATENT DOCUMENTS**

3,187,528 A *	6/1965	Check .....	E05B 37/16 70/288
D263,279 S *	3/1982	Stolarz .....	D8/338

\* cited by examiner

*Primary Examiner* — Prabhakar Deshmukh

(74) *Attorney, Agent, or Firm* — Thomas M. Freiburger

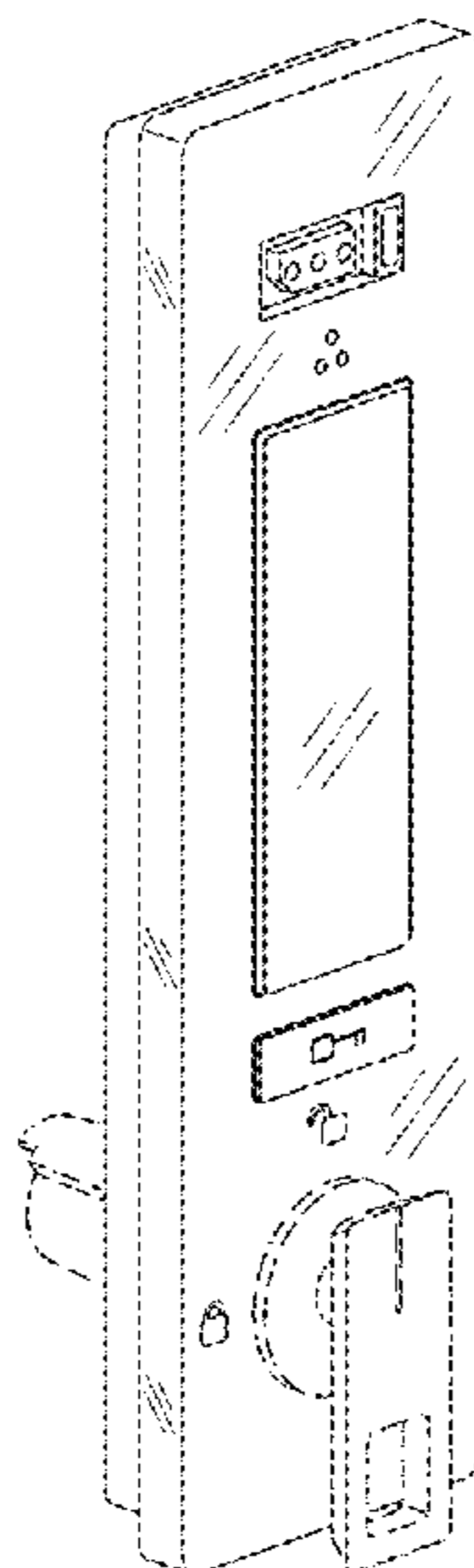
(57) **CLAIM**

The ornamental design for a recess mount electronic cam lock, substantially as shown and described.

**DESCRIPTION**

FIG. 1 is a front left perspective view of a recess mount electronic cam lock according to our new design;  
FIG. 2 is a top plan view thereof;  
FIG. 3 is a left side view thereof;  
FIG. 4 is a front elevation view thereof;  
FIG. 5 is a right side view thereof; and,  
FIG. 6 is a bottom plan view thereof.  
The broken lines indicate unclaimed portions and form no part of the claimed design. The rear side disclaimed.

**1 Claim, 1 Drawing Sheet**



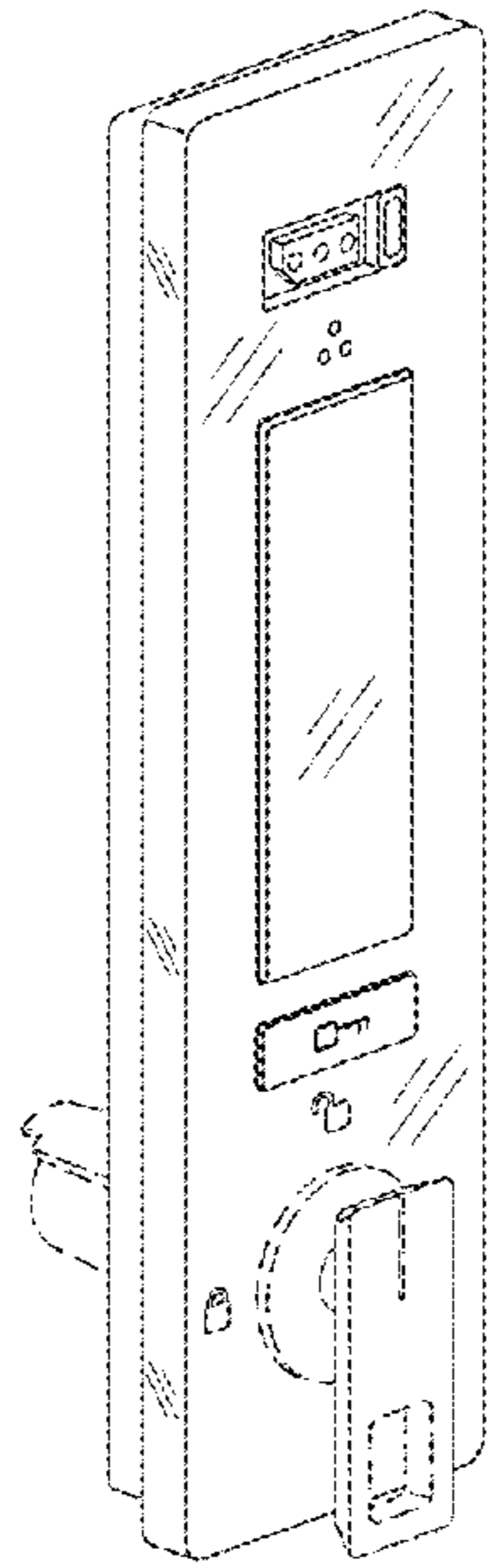


FIG. 1

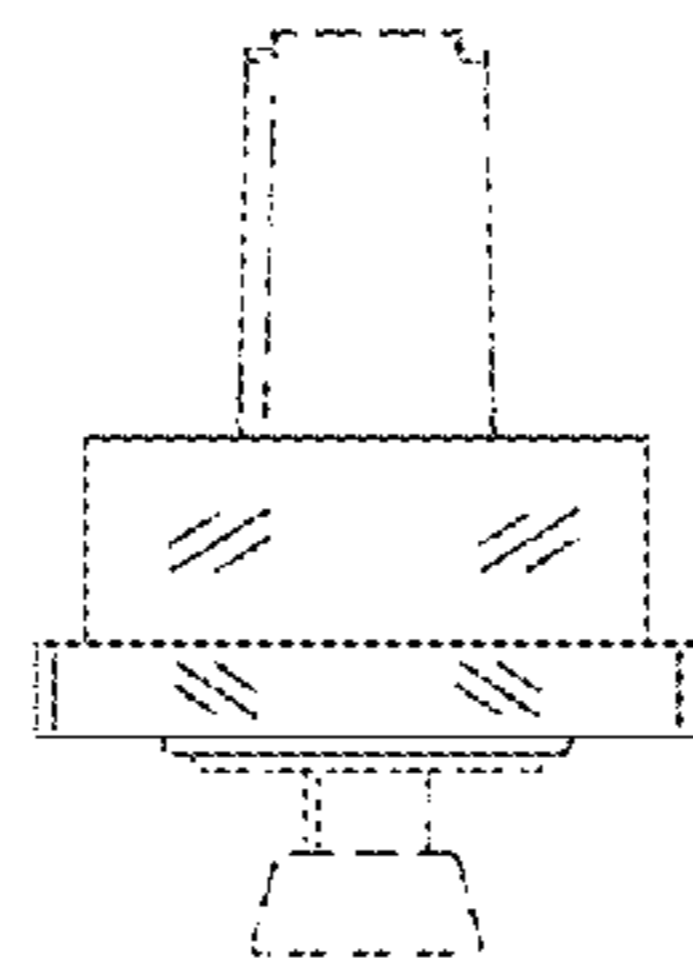


FIG. 2

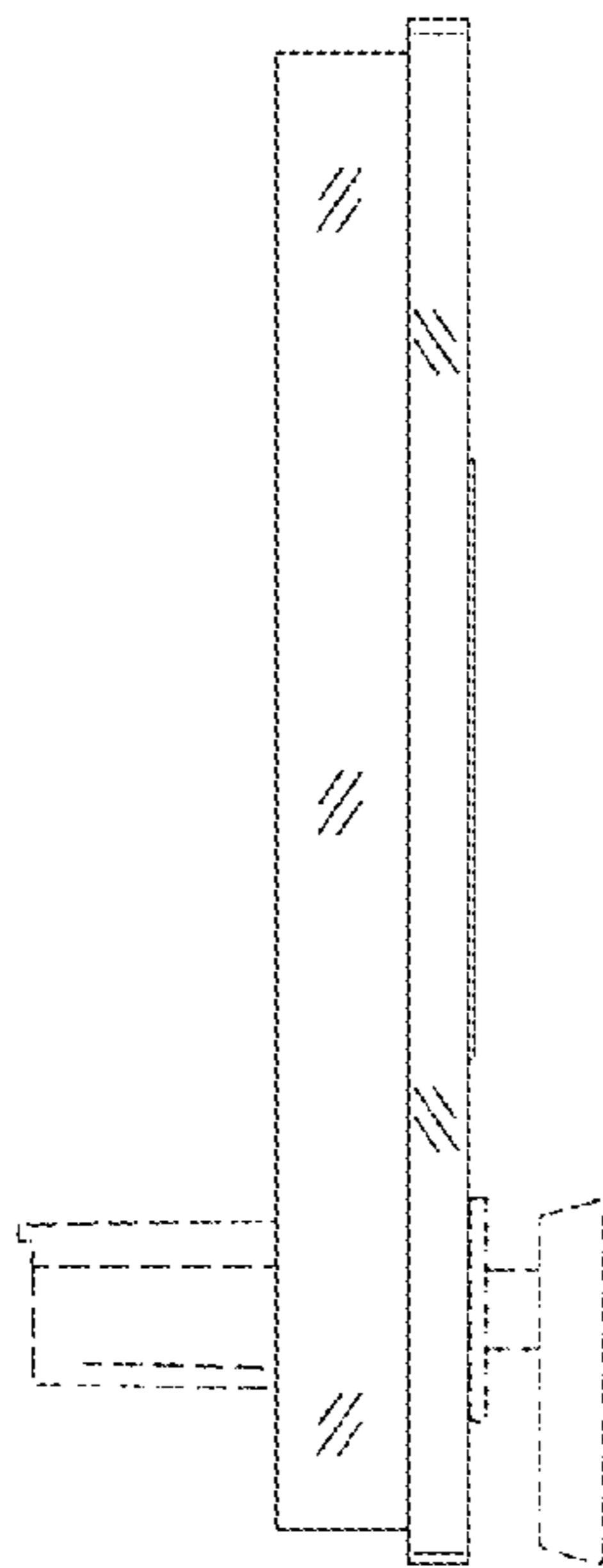


FIG. 3

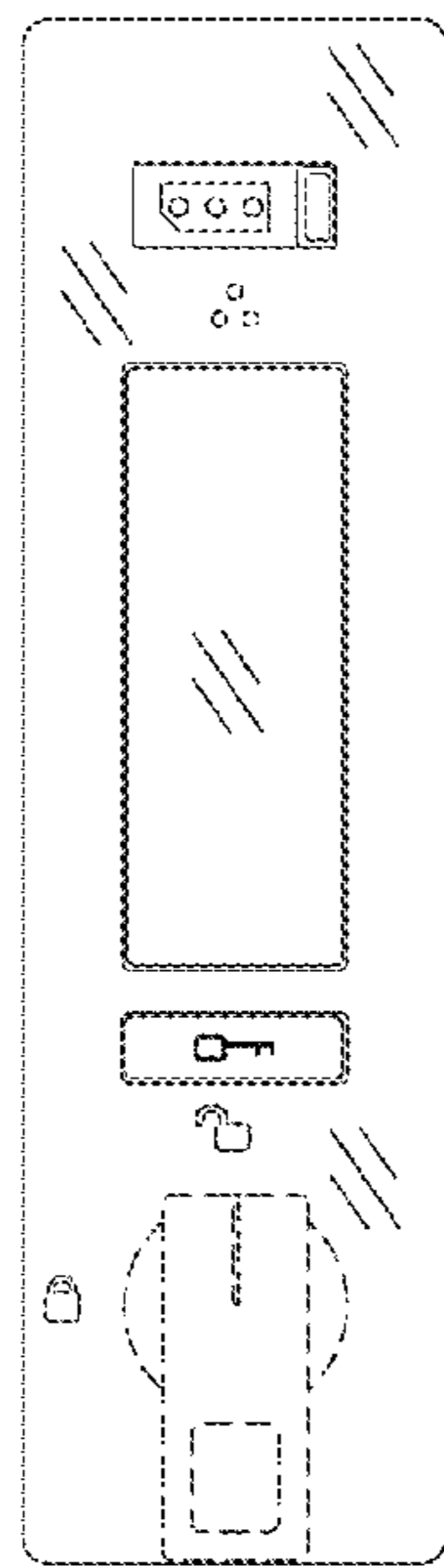


FIG. 4

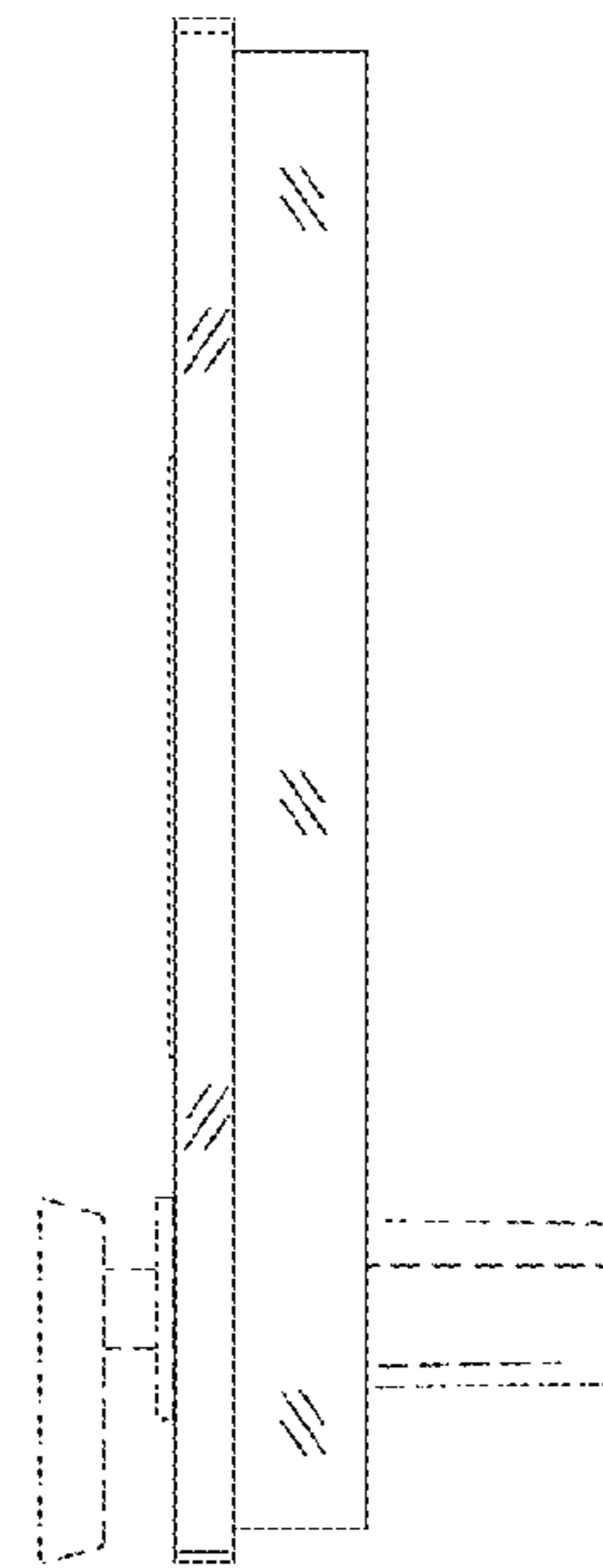


FIG. 5

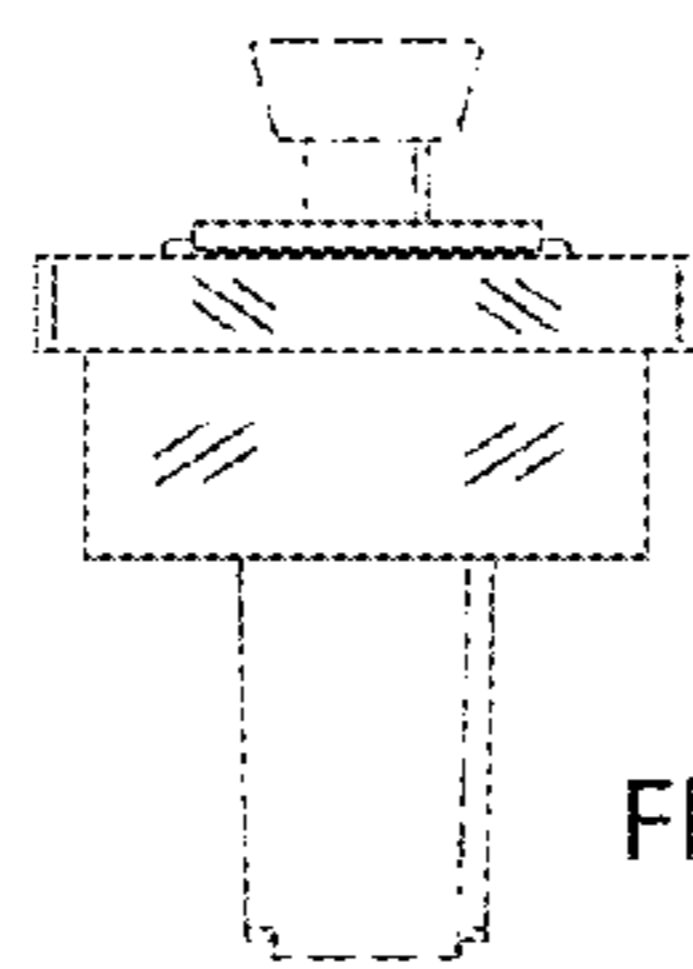


FIG. 6