



US00D753462S

(12) **United States Design Patent**
Nyholm

(10) **Patent No.:** **US D753,462 S**
(45) **Date of Patent:** **** Apr. 12, 2016**

(54) **TWISTLOCK SHAFT WITH PROTRUSIONS**

(71) Applicant: **Skrin Pty Ltd.**, South Yarra, Victoria (AU)

(72) Inventor: **Ture Nyholm**, Brighton (AU)

(73) Assignee: **SKRIN PTY LTD.**, South Yarra (AU)

(**) Term: **14 Years**

(21) Appl. No.: **29/514,483**

(22) Filed: **Jan. 13, 2015**

(51) **LOC (10) Cl.** **08-07**

(52) **U.S. Cl.**
USPC **D8/330**; D8/342

(58) **Field of Classification Search**
USPC D8/330, 331, 342, 343, 337, 349, 333 R;
70/14, 1.5, 35, 51, 52, 57, 57.1, 182,
70/183, 187, 189, 242, 244, 431, DIG. 78,
70/DIG. 79

CPC E05B 9/00; E05B 2009/004; E05B 9/02;
E05B 15/00; E05B 15/0086; E05B 15/10;
E05B 17/00

See application file for complete search history.

(56) **References Cited**

U.S. PATENT DOCUMENTS

3,749,438 A * 7/1973 Loomis B66C 1/663
294/81.53
D241,500 S * 9/1976 Leonard D8/21

4,444,426 A * 4/1984 Taylor B66C 1/663
294/81.53
5,896,639 A * 4/1999 Chen B25B 27/026
29/261
D596,921 S * 7/2009 Hageman D8/330
D617,163 S * 6/2010 Miller D8/24
D649,431 S * 11/2011 Shartel D8/330
D665,648 S * 8/2012 Cheung D8/330
D667,286 S * 9/2012 Wu D8/330
8,561,241 B2 * 10/2013 Lim B05B 3/1007
15/22.1
8,747,372 B1 * 6/2014 Schultz A61M 3/0262
604/268
D726,287 S * 4/2015 Steele D23/262
D742,717 S * 11/2015 Manning D8/330

* cited by examiner

Primary Examiner — Prabhakar Deshmukh

(74) *Attorney, Agent, or Firm* — R. N. Sudol; Henry D. Coleman

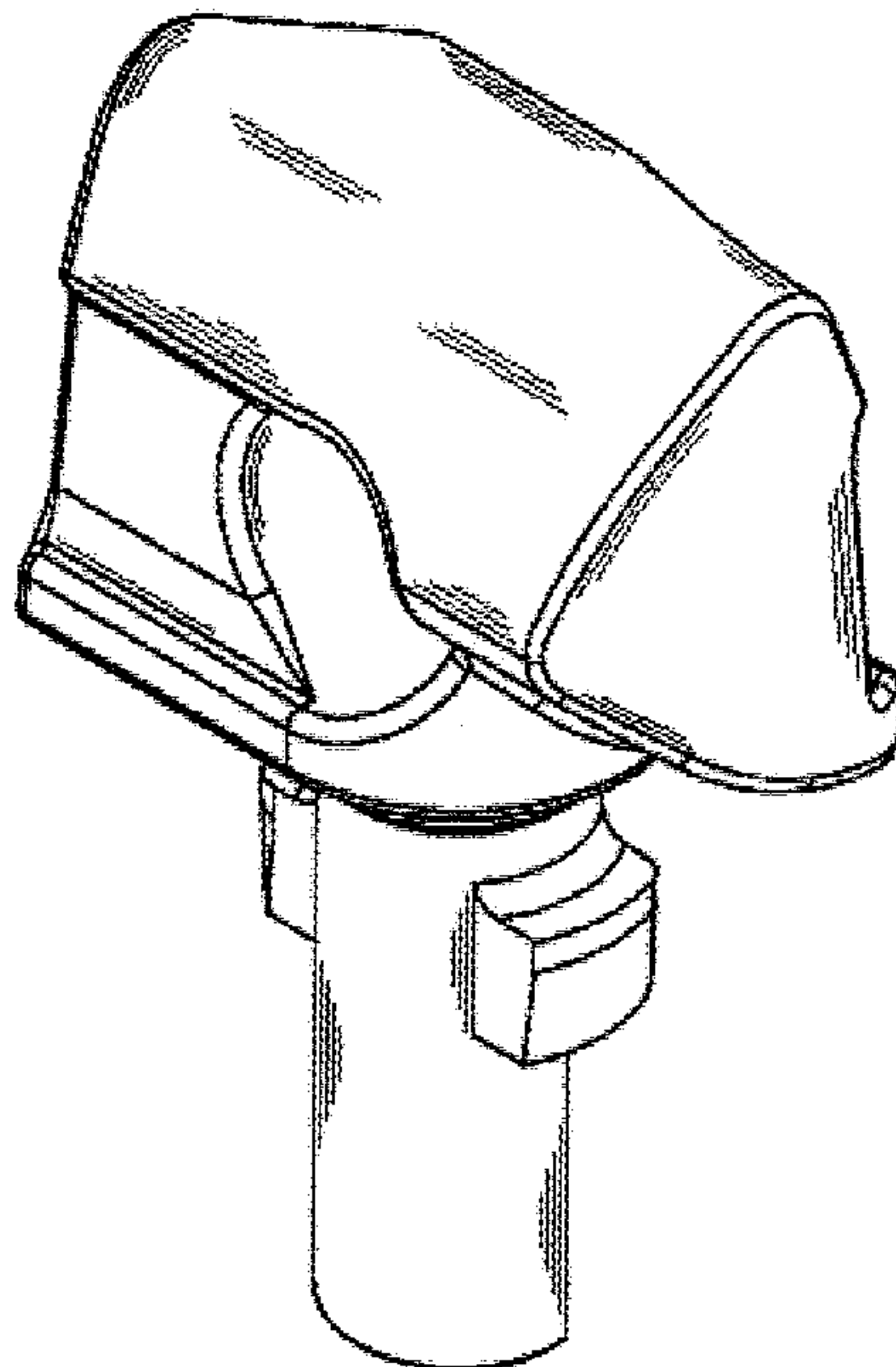
(57) **CLAIM**

The ornamental design for a twistlock shaft with protrusions, as shown and described.

DESCRIPTION

FIG. 1 is a bottom plan view of a twistlock shaft with protrusions showing our new design;
FIG. 2 is a top plan view thereof;
FIG. 3 is a right side plan view thereof;
FIG. 4 is a left side plan view thereof;
FIG. 5 is a front plant view thereof; and,
FIG. 6 is a perspective view thereof.

1 Claim, 6 Drawing Sheets



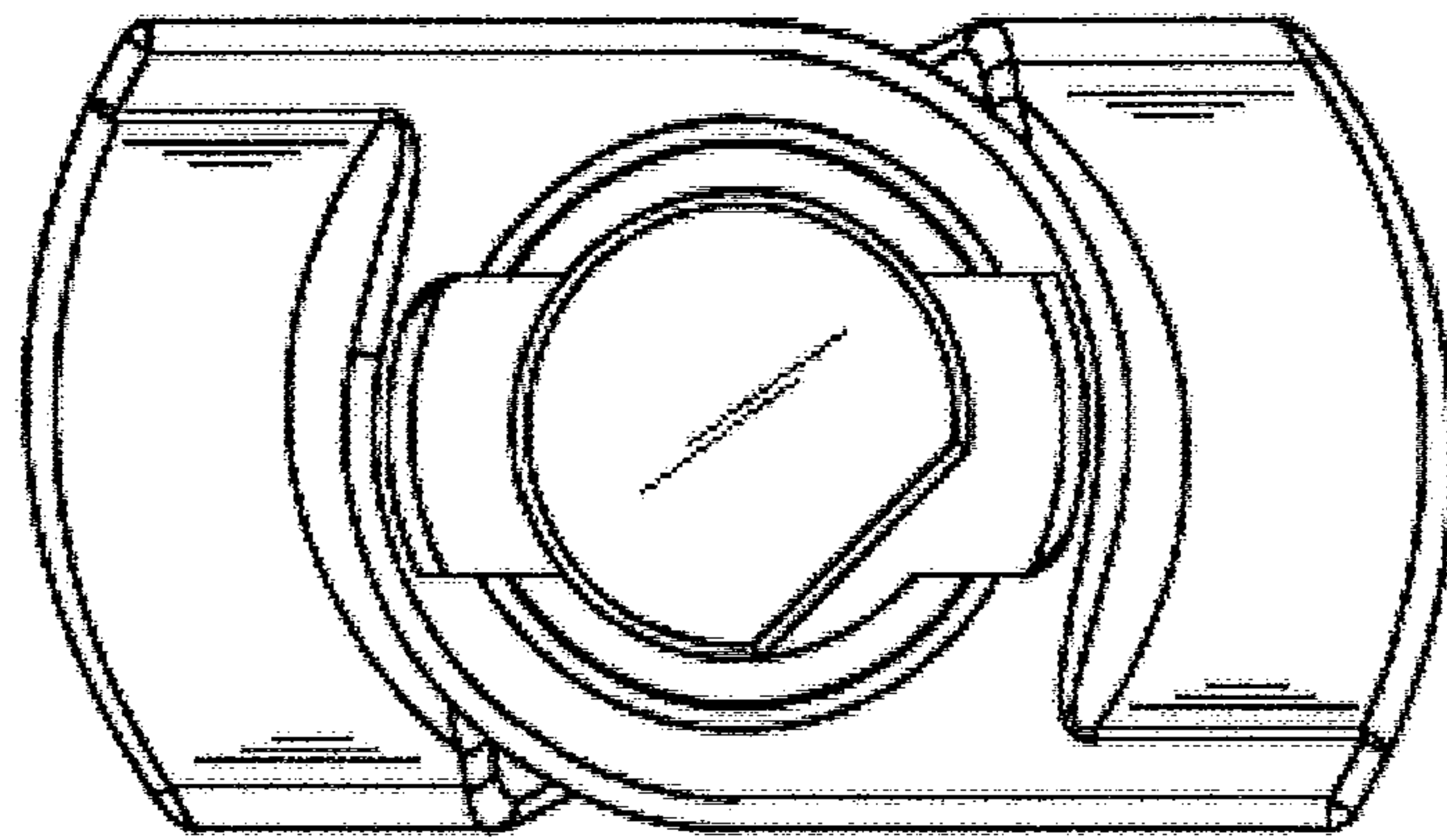


Fig. 1

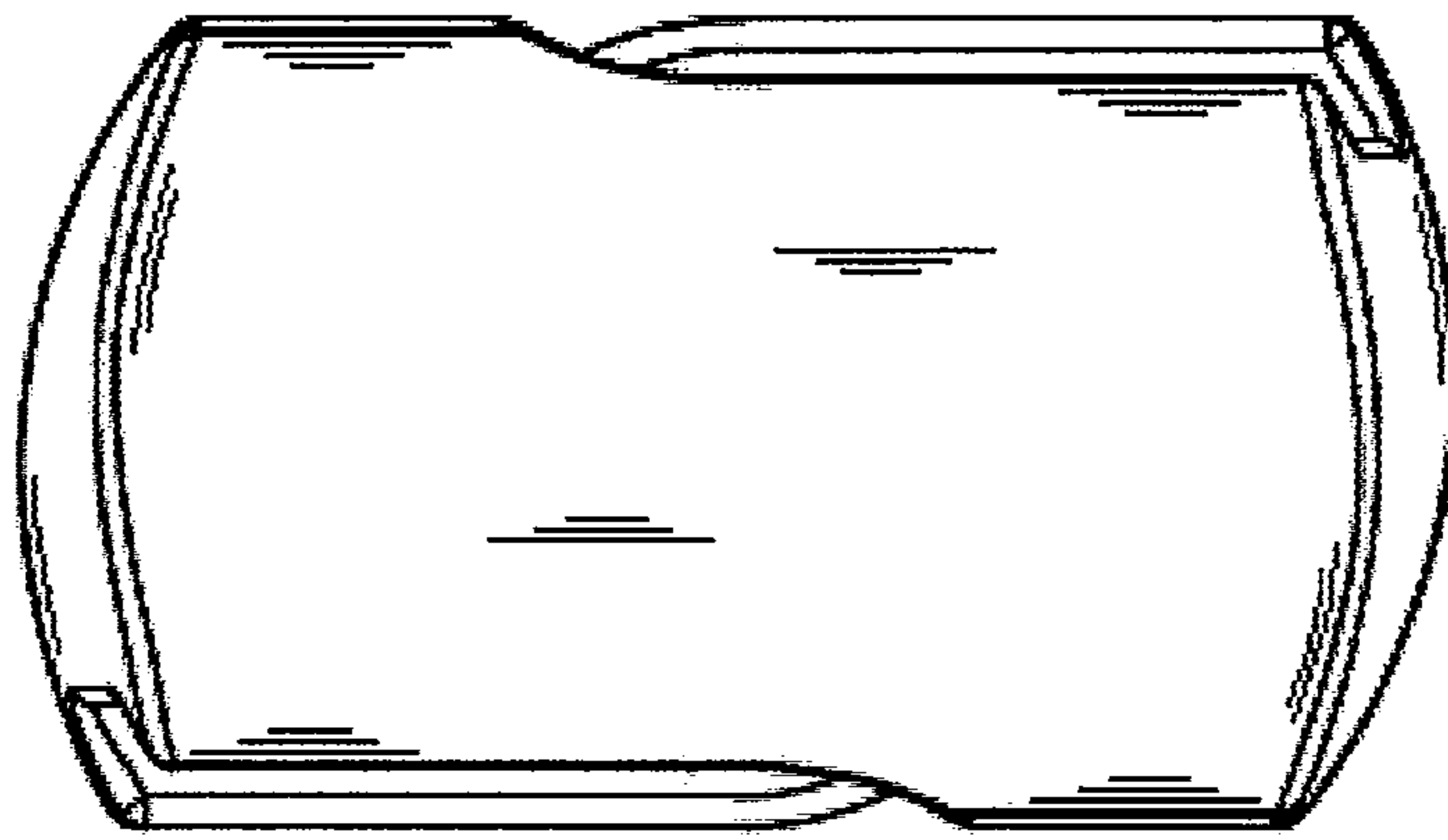


Fig. 2

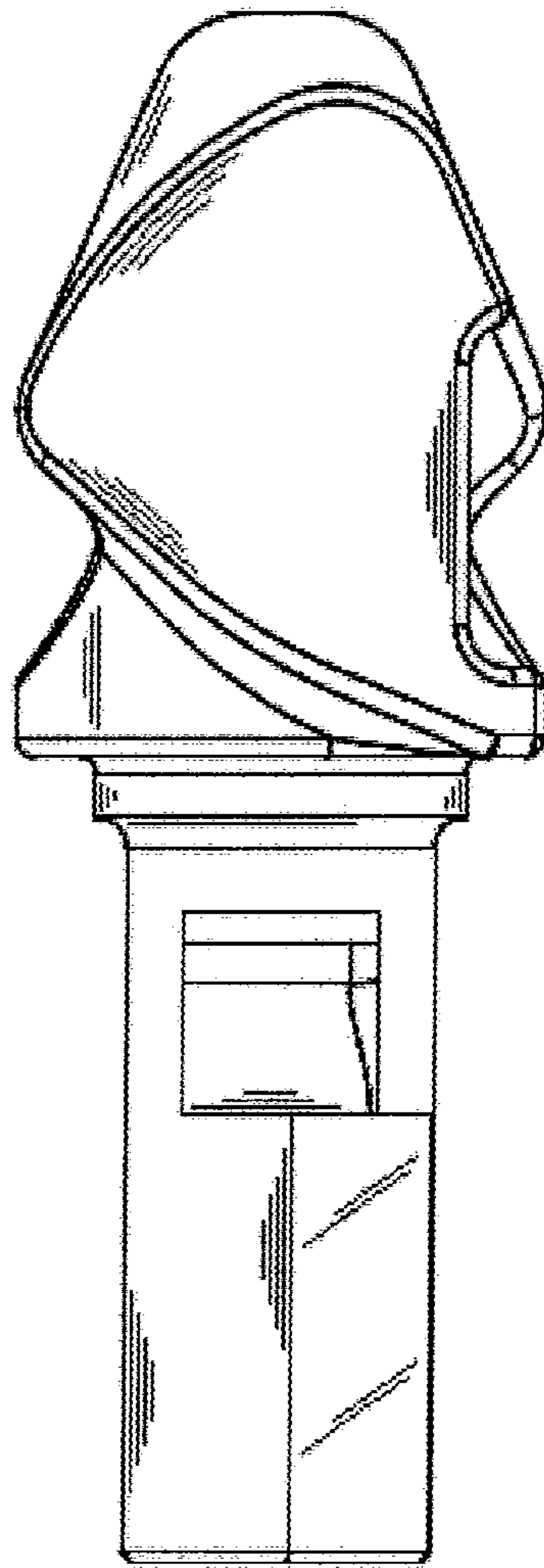


Fig. 3




Fig. 4

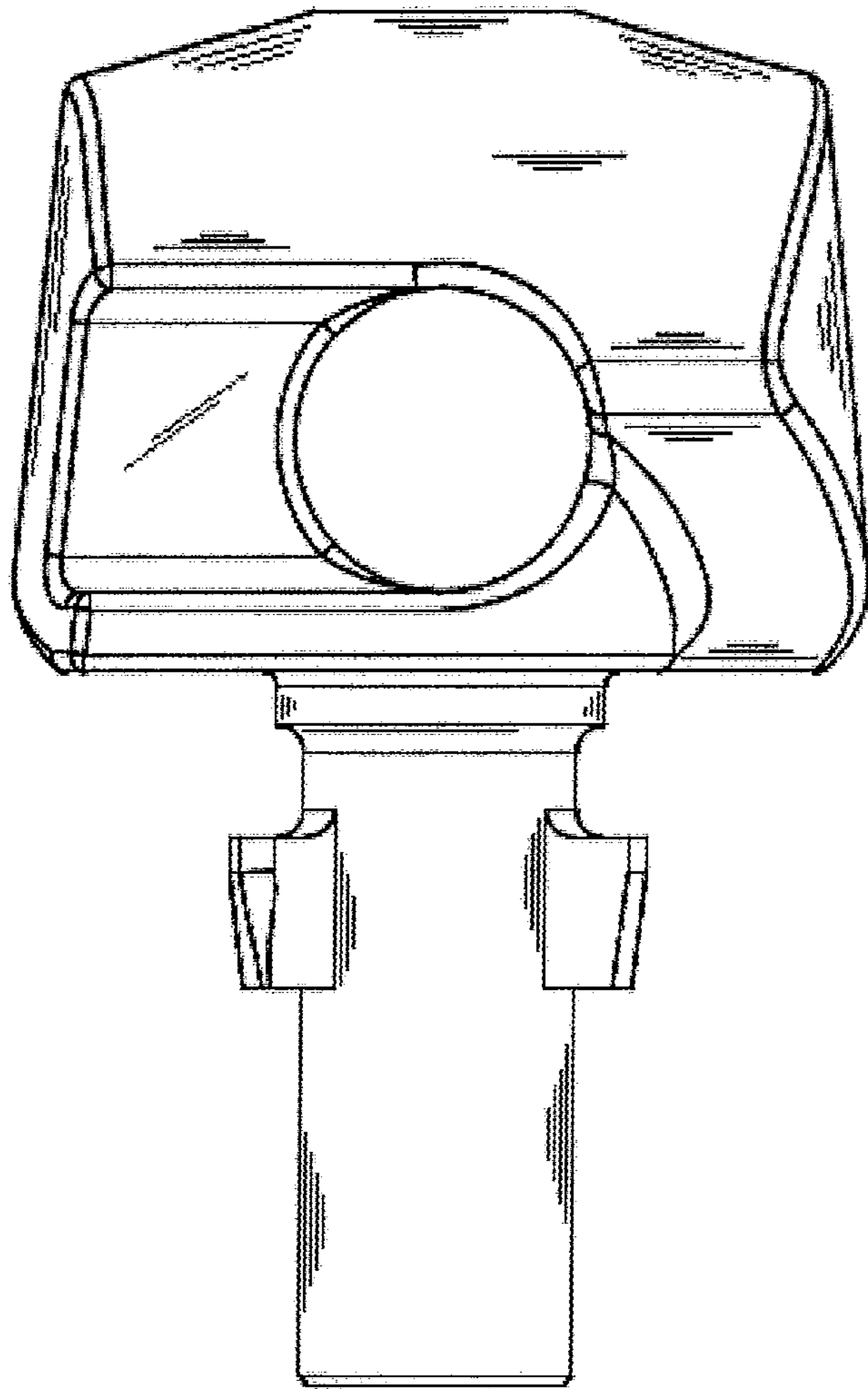


Fig. 5

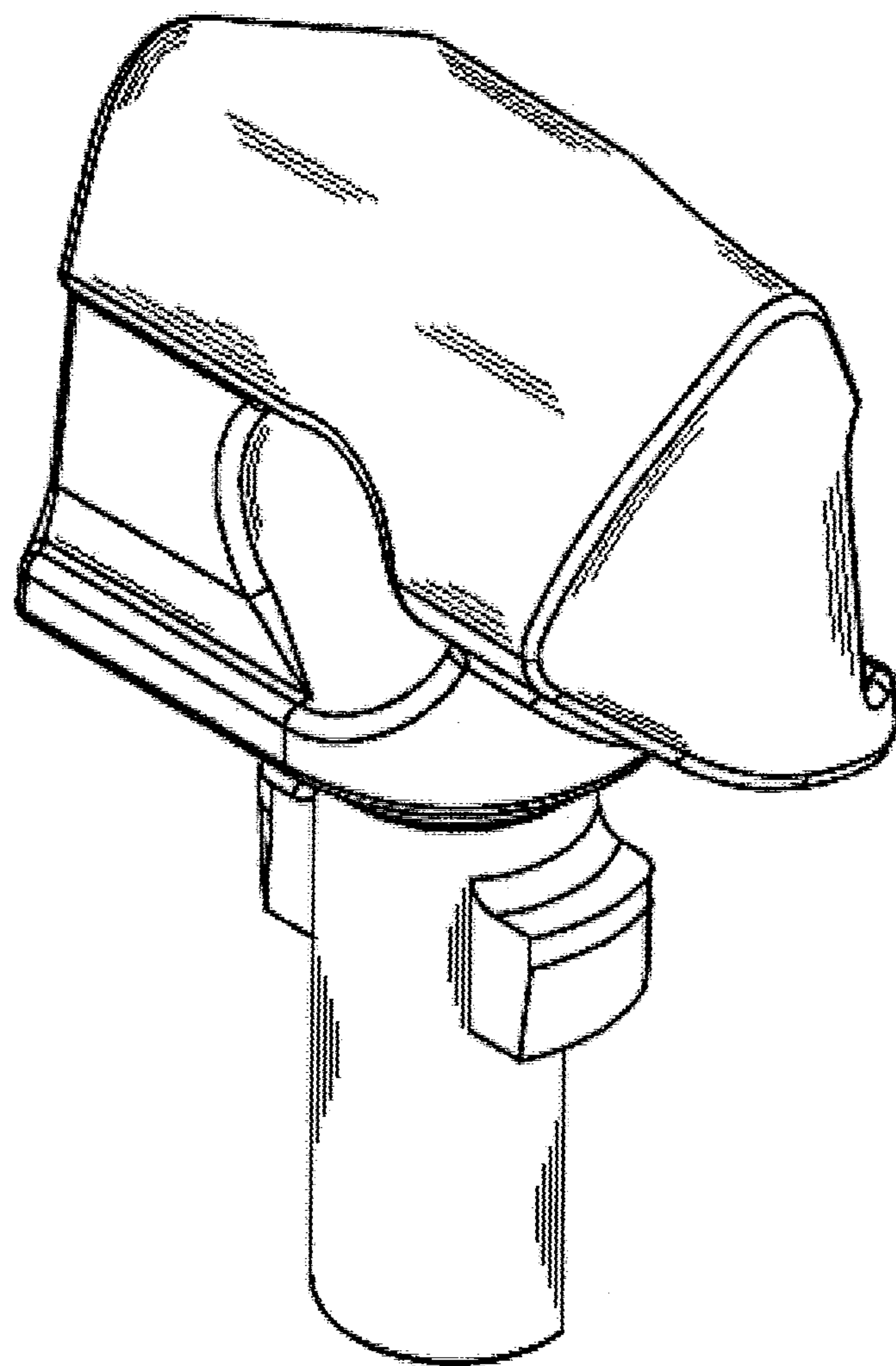


Fig. 6