



US00D753424S

(12) **United States Design Patent**  
**Peltosaari**

(10) **Patent No.:** **US D753,424 S**  
(45) **Date of Patent:** **\*\* Apr. 12, 2016**

- (54) **SAMPLE RACK**
- (71) Applicant: **Thermo Fisher Scientific Oy, Vantaa (FI)**
- (72) Inventor: **Lauri Peltosaari, Espoo (FI)**
- (73) Assignee: **Thermo Fisher Scientific Oy, Vantaa (FI)**
- (\*\*) Term: **14 Years**
- (21) Appl. No.: **29/517,972**
- (22) Filed: **Feb. 19, 2015**
- (51) **LOC (10) Cl.** ..... **06-06**
- (52) **U.S. Cl.**  
USPC ..... **D6/682.1**
- (58) **Field of Classification Search**  
USPC ..... D6/682, 682.1, 682.2; D3/304;  
D24/224-227, 229, 230; D9/737, 749,  
D9/756, 455  
CPC ..... A47B 81/002; A47F 5/0018; A61J 7/035;  
B65D 75/327; B65D 83/0455  
See application file for complete search history.

6,533,133	B2 *	3/2003	Liu	.....	B01L 9/06 211/74
D496,541	S *	9/2004	Wang	.....	D6/682.2
D507,658	S *	7/2005	Wescott, III	.....	422/412
D592,401	S *	5/2009	Beavers	.....	D3/304
D603,189	S *	11/2009	Raile	.....	D6/682.2
D653,767	S *	2/2012	Lovshe	.....	D24/230
D663,971	S *	7/2012	Raile	.....	D6/682.1
D673,795	S *	1/2013	Murrah	.....	D6/682.2
D712,205	S *	9/2014	Yoder	.....	D7/600.1
2015/0335173	A1 *	11/2015	Lee	.....	A47F 3/001 211/188

\* cited by examiner

Primary Examiner — Kelley Donnelly

(74) *Attorney, Agent, or Firm* — Wood, Herron & Evans, LLP

(57) **CLAIM**

The ornamental design for a sample rack, as shown and described.

**DESCRIPTION**

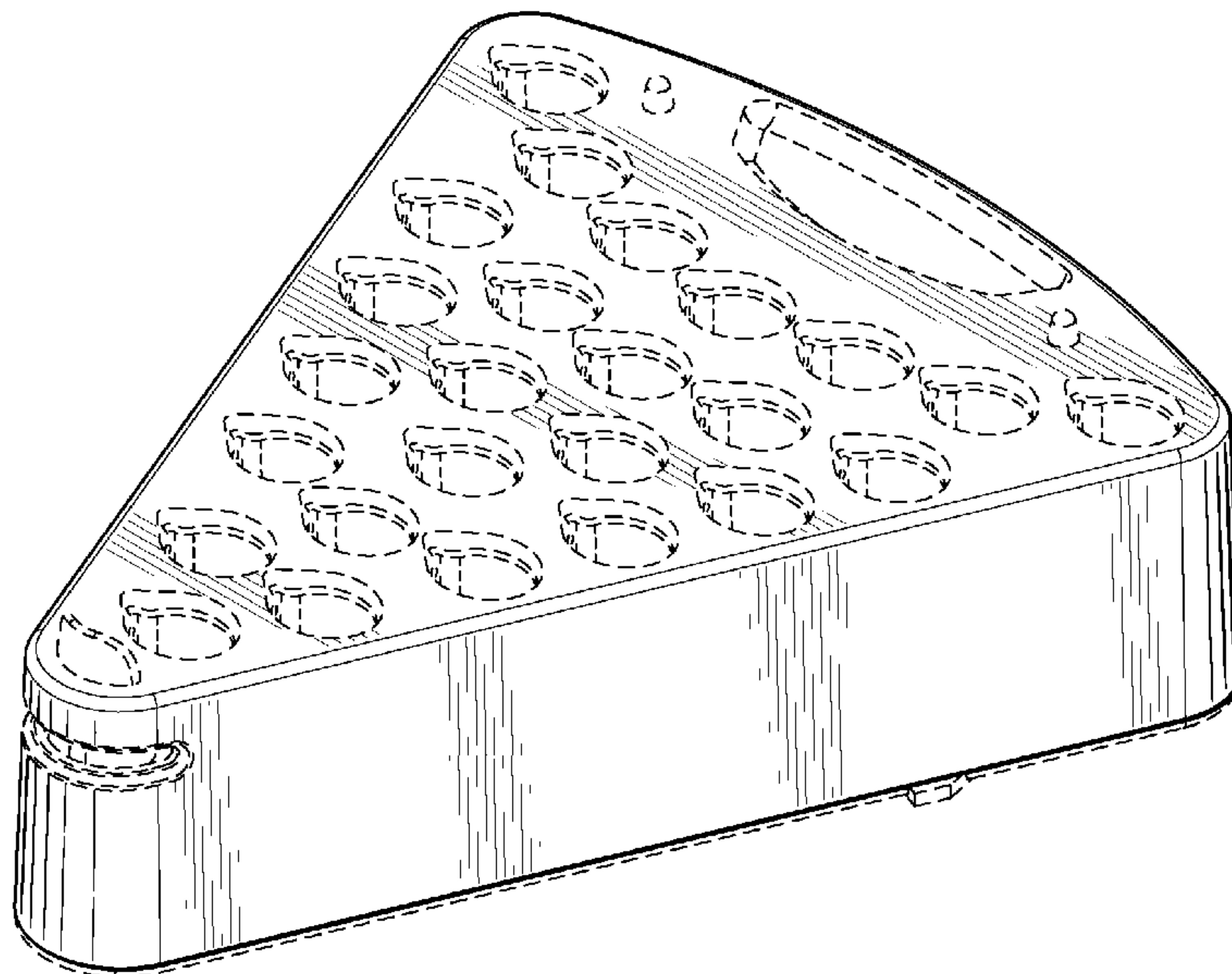
FIG. 1 is a front isometric view of a first embodiment of a sample rack showing my new design;  
 FIG. 2 is a rear isometric view thereof;  
 FIG. 3 is a front elevational view thereof;  
 FIG. 4 is a rear elevational view thereof;  
 FIG. 5 is a top plan view thereof; and,  
 FIG. 6 is a right side elevational view thereof; and  
 Left side elevational view is a mirror image of FIG. 6.  
 The portions of the sample rack depicted in broken dash lines represent the bounds of the claim and form no part of the claimed design. Neither the lines themselves, nor the region within said lines, form any part of the claimed design.

**1 Claim, 4 Drawing Sheets**

(56) **References Cited**

**U.S. PATENT DOCUMENTS**

D289,863	S *	5/1987	Pecoff	.....	D11/155
D293,943	S *	1/1988	Wadsworth	.....	D28/76
D317,261	S *	6/1991	Brown	.....	D9/782
D332,664	S *	1/1993	Sincock	.....	D24/130
D336,181	S *	6/1993	Muniz	.....	D6/682
D359,126	S *	6/1995	Hovatter	.....	D24/227
D360,321	S *	7/1995	Wang	.....	D6/682.2
D461,554	S *	8/2002	Lafond	.....	D24/227



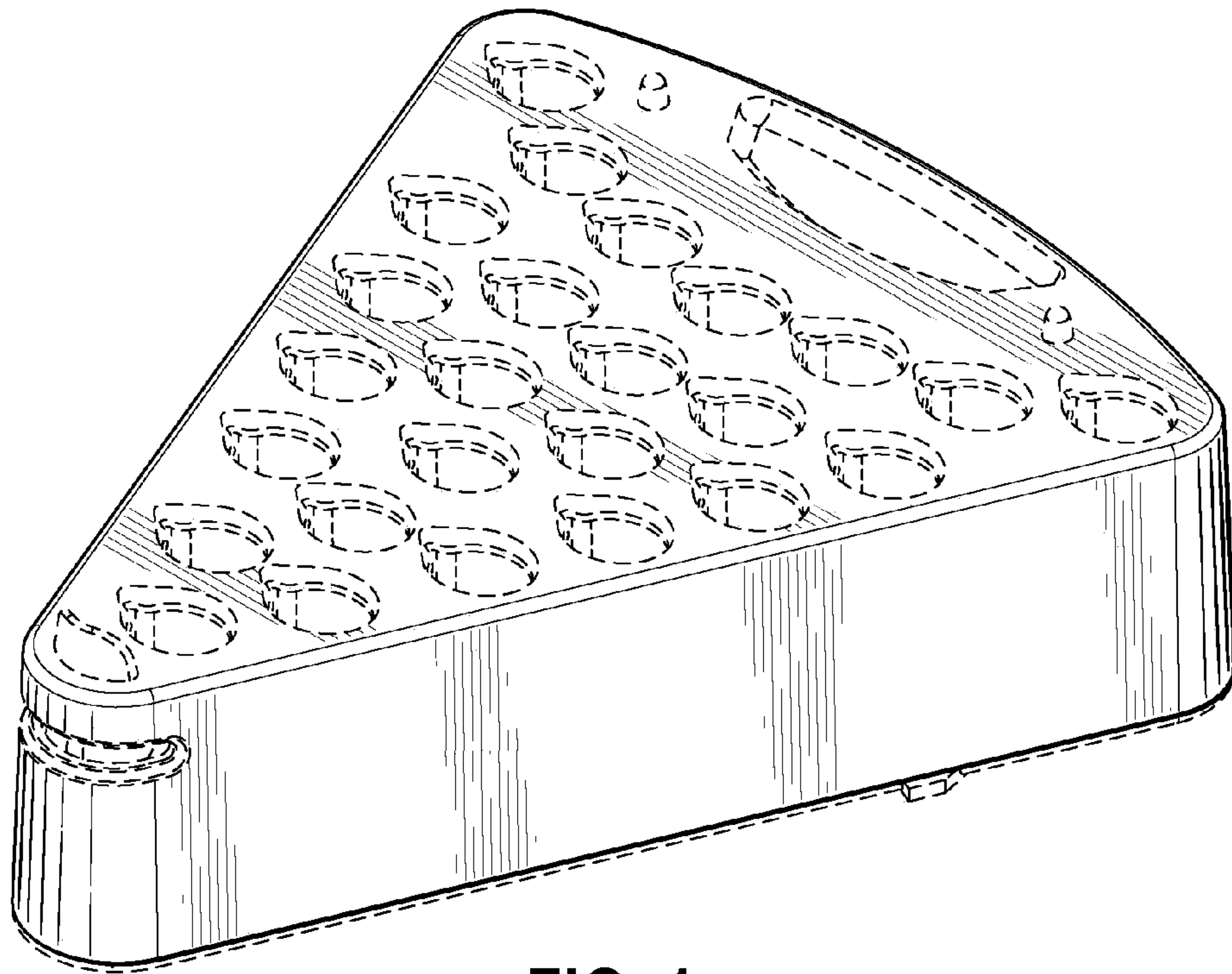


FIG. 1

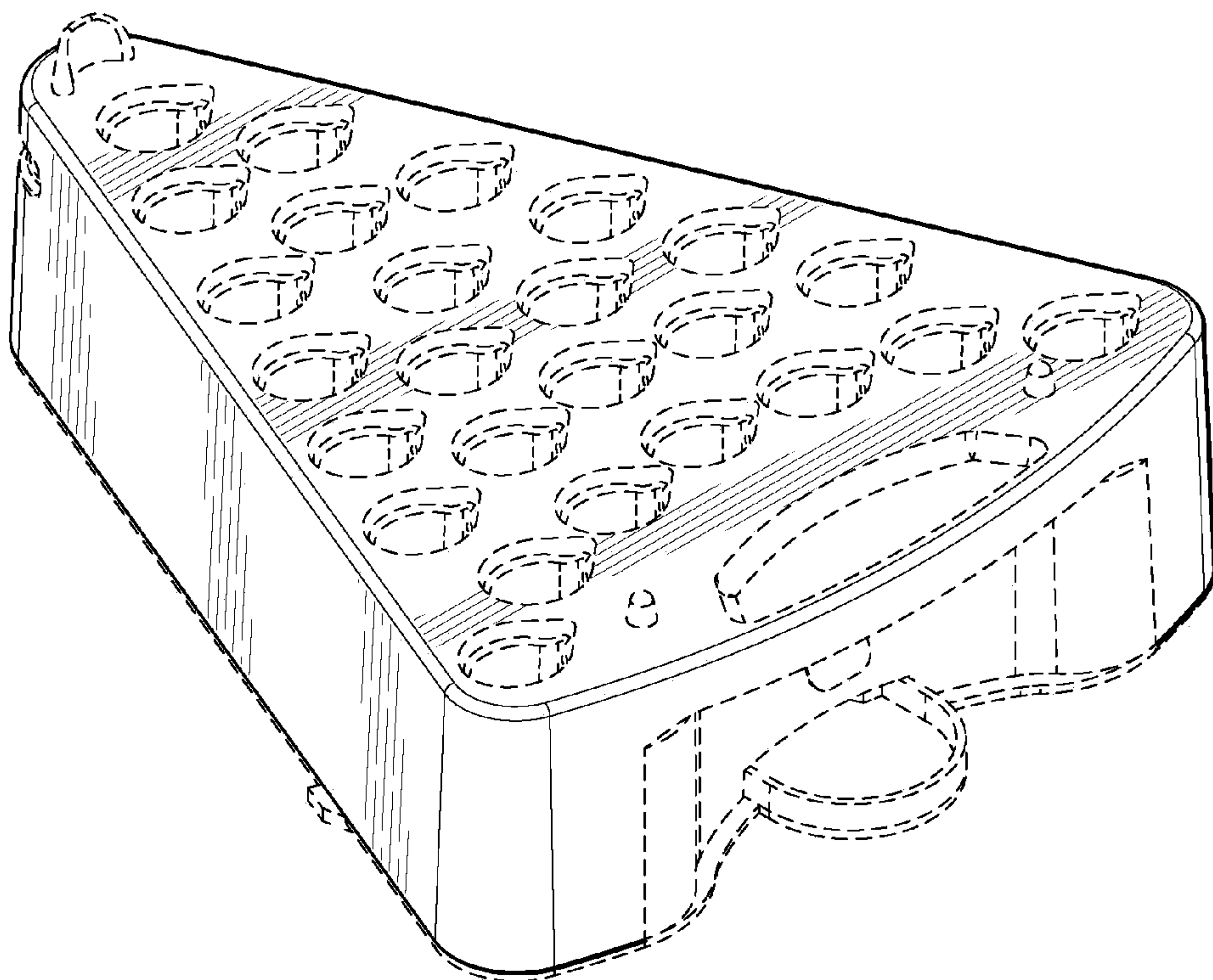


FIG. 2

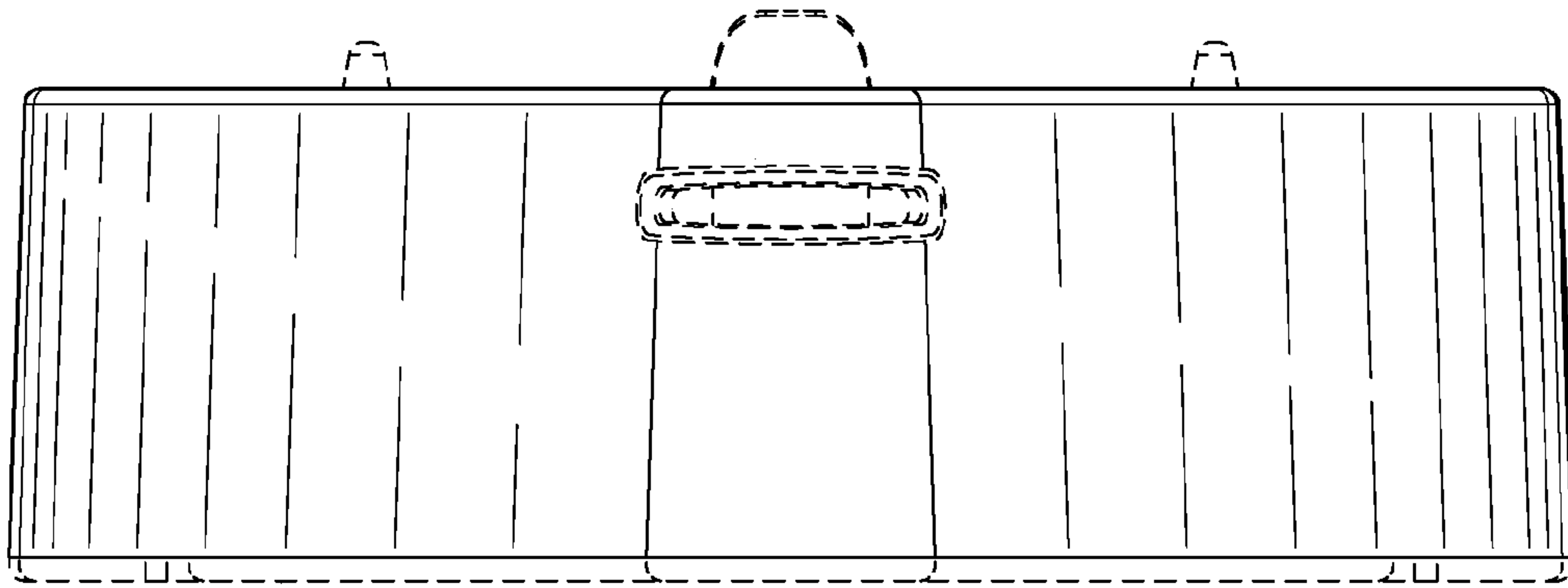


FIG. 3

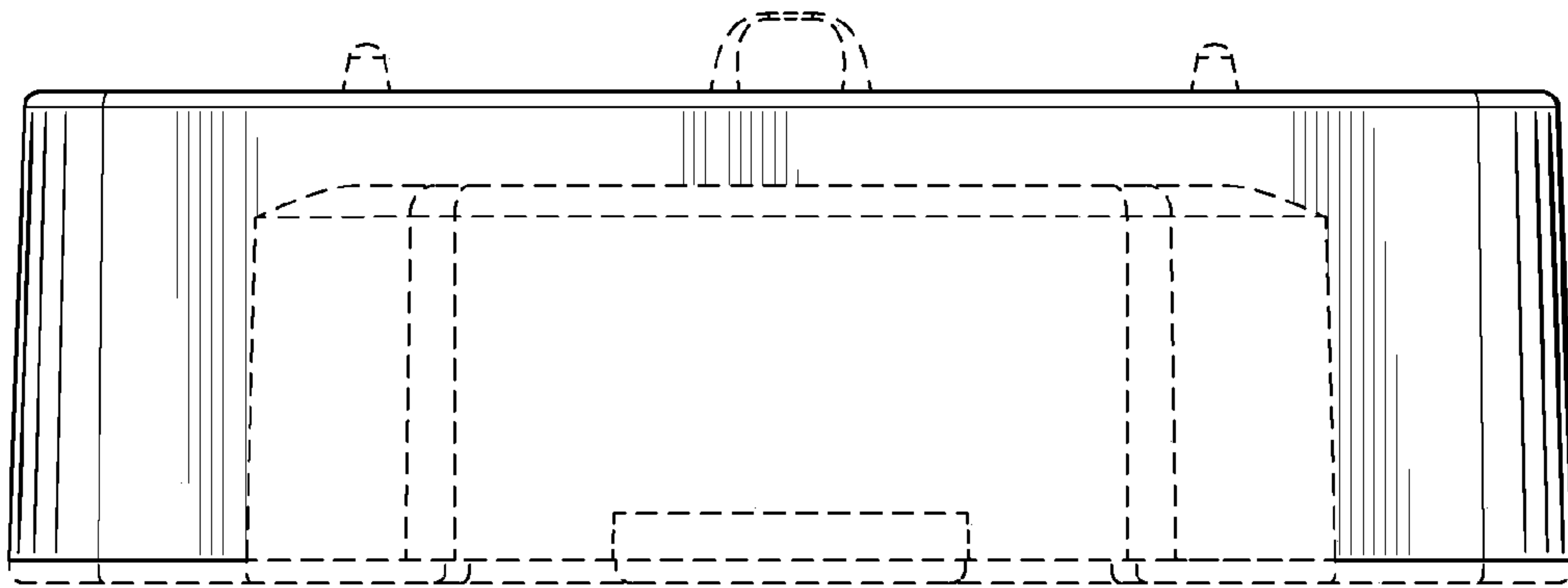


FIG. 4

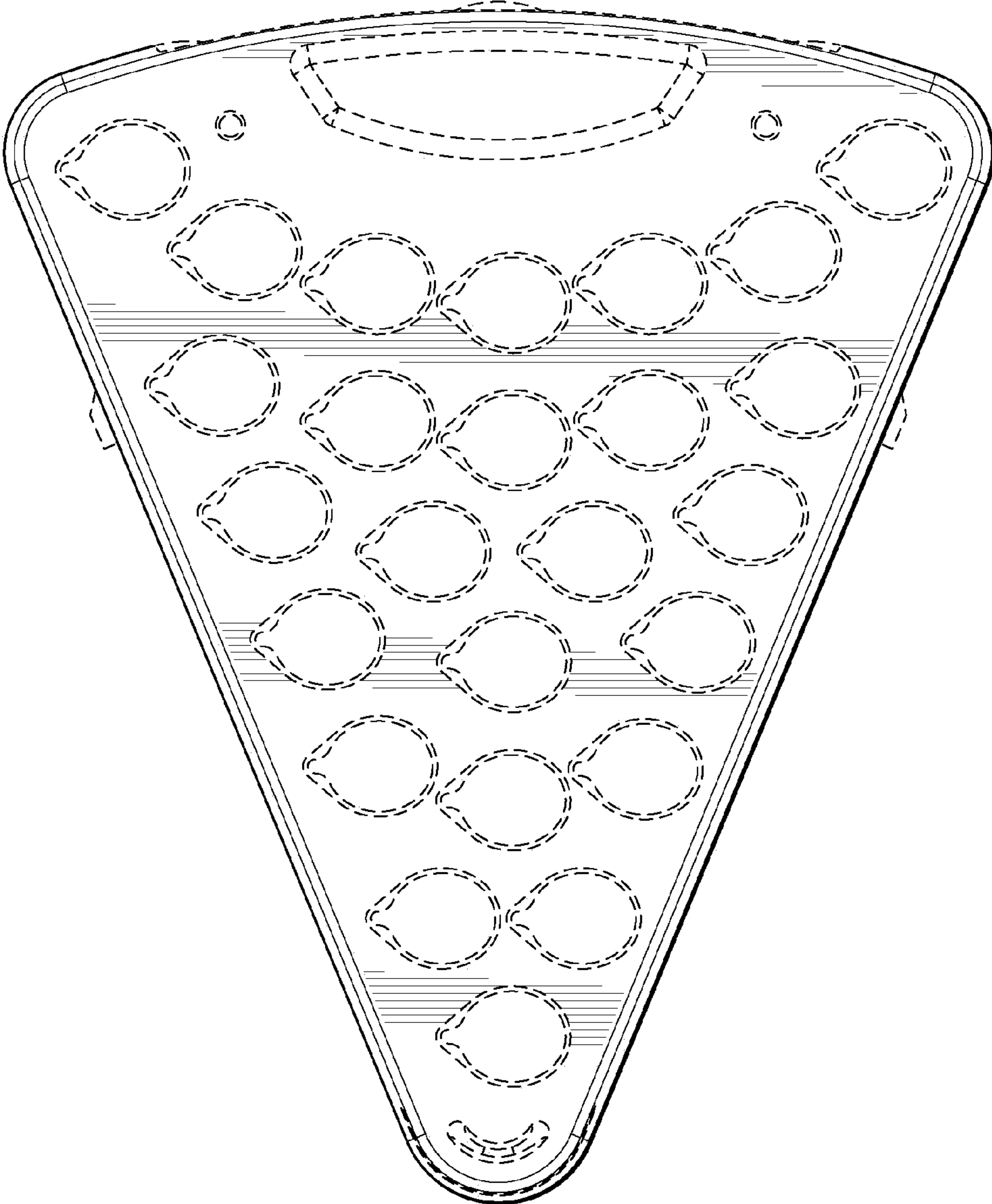


FIG. 5



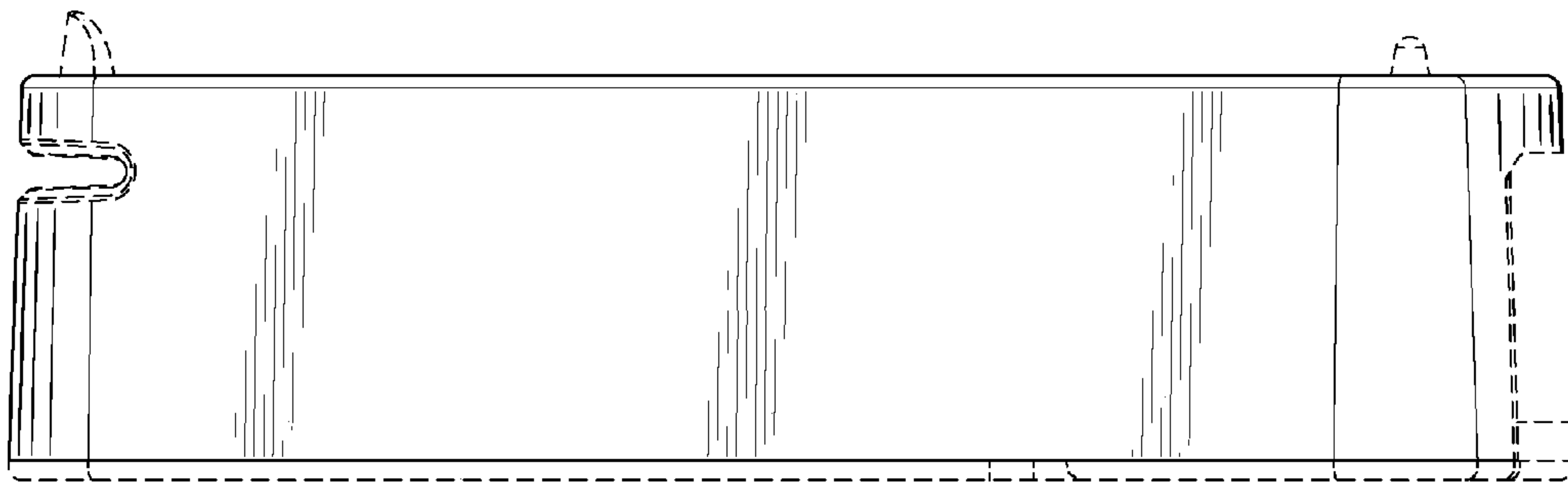


FIG. 6