



US00D753421S

(12) **United States Design Patent**
Cheng

(10) **Patent No.:** **US D753,421 S**
(45) **Date of Patent:** **** Apr. 12, 2016**

- (54) **PARTITION PLATE OF STORAGE RACK**
- (71) Applicant: **WIRE MASTER INDUSTRY CO., LTD.**, Changhua Hsien (TW)
- (72) Inventor: **Hsi-Ming Cheng**, Changhua Hsien (TW)
- (73) Assignee: **WIRE MASTER INDUSTRY CO., LTD.**, Changhua Hsien (TW)
- (**) Term: **15 Years**
- (21) Appl. No.: **29/528,052**
- (22) Filed: **May 26, 2015**
- (51) **LOC (10) Cl.** **06-06**
- (52) **U.S. Cl.**
USPC **D6/675.2**
- (58) **Field of Classification Search**
USPC D6/675, 675.1, 675.2; 211/31.1, 85.26, 211/85.31, 85.4, 33, 134, 186-191, 194, 211/181.1
CPC A47B 45/00; A47B 47/021
See application file for complete search history.

- D471,033 S * 3/2003 Yamaguchi D6/675.2
- D489,205 S * 5/2004 Droppers D6/705.6
- D526,519 S * 8/2006 Nawrocki D6/566
- D592,897 S * 5/2009 Welsch D6/705.6
- D597,342 S * 8/2009 Dickson D6/675.2
- D597,354 S * 8/2009 Liss D6/705.6
- D602,712 S * 10/2009 Ho D6/675.2
- D683,984 S * 6/2013 Troyner D6/675.2
- D701,405 S * 3/2014 Pace D6/675.2
- D731,212 S * 6/2015 Hsu D6/675.2
- D743,194 S * 11/2015 Reinhart D6/705.5

* cited by examiner

Primary Examiner — Kelley Donnelly

(57) **CLAIM**

The ornamental design for a partition plate of storage rack, as shown and described.

DESCRIPTION


FIG. 1 is a perspective view of a partition plate of storage rack showing my new design;
 FIG. 2 is a front elevation view thereof;
 FIG. 3 is a rear elevation view thereof;
 FIG. 4 is a left side elevation view thereof;
 FIG. 5 is a right side elevation view thereof;
 FIG. 6 is a top plan view thereof; and,
 FIG. 7 is bottom plan view thereof.
 FIG. 8 is a reference view of an embodiment of the present invention in a shelf configuration; and,
 FIG. 9 is a reference view for another embodiment of the present invention.
 The broken lines are for the purpose of illustrating the environment of the article only and form no part of the claimed design.

1 Claim, 6 Drawing Sheets

(56) **References Cited**

U.S. PATENT DOCUMENTS

- D289,479 S * 4/1987 Brancher D6/566
- D291,165 S * 8/1987 Ray D6/675.2
- D326,579 S * 6/1992 Leeds D6/566
- D338,792 S * 8/1993 Chap D30/120
- D362,138 S * 9/1995 Sagol D6/675.1
- D385,132 S * 10/1997 Sagol D6/675.1
- D385,444 S * 10/1997 Welch D6/705.7
- D417,108 S * 11/1999 Von Gunten D6/705.6
- D418,342 S * 1/2000 Von Gunten D6/705.6






FIG. 1

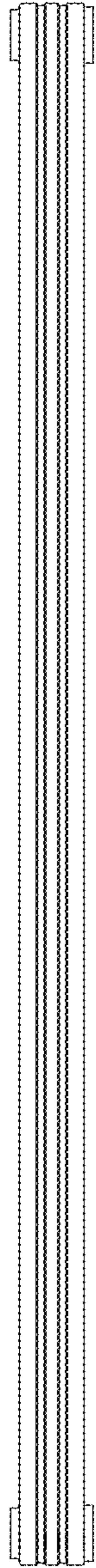


FIG. 2

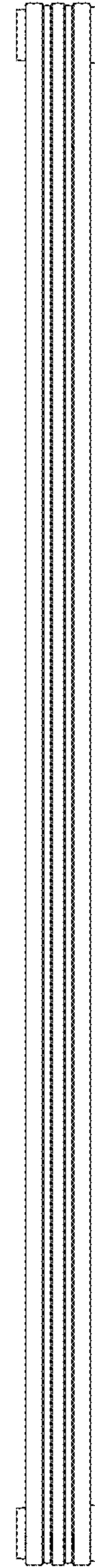


FIG. 3

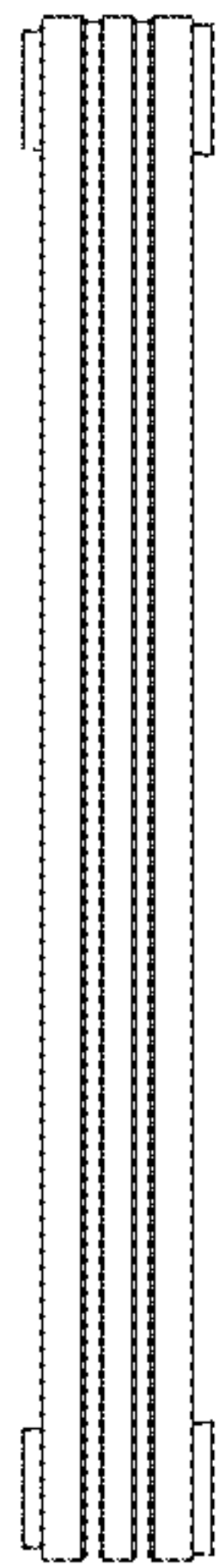


FIG. 4




FIG. 5

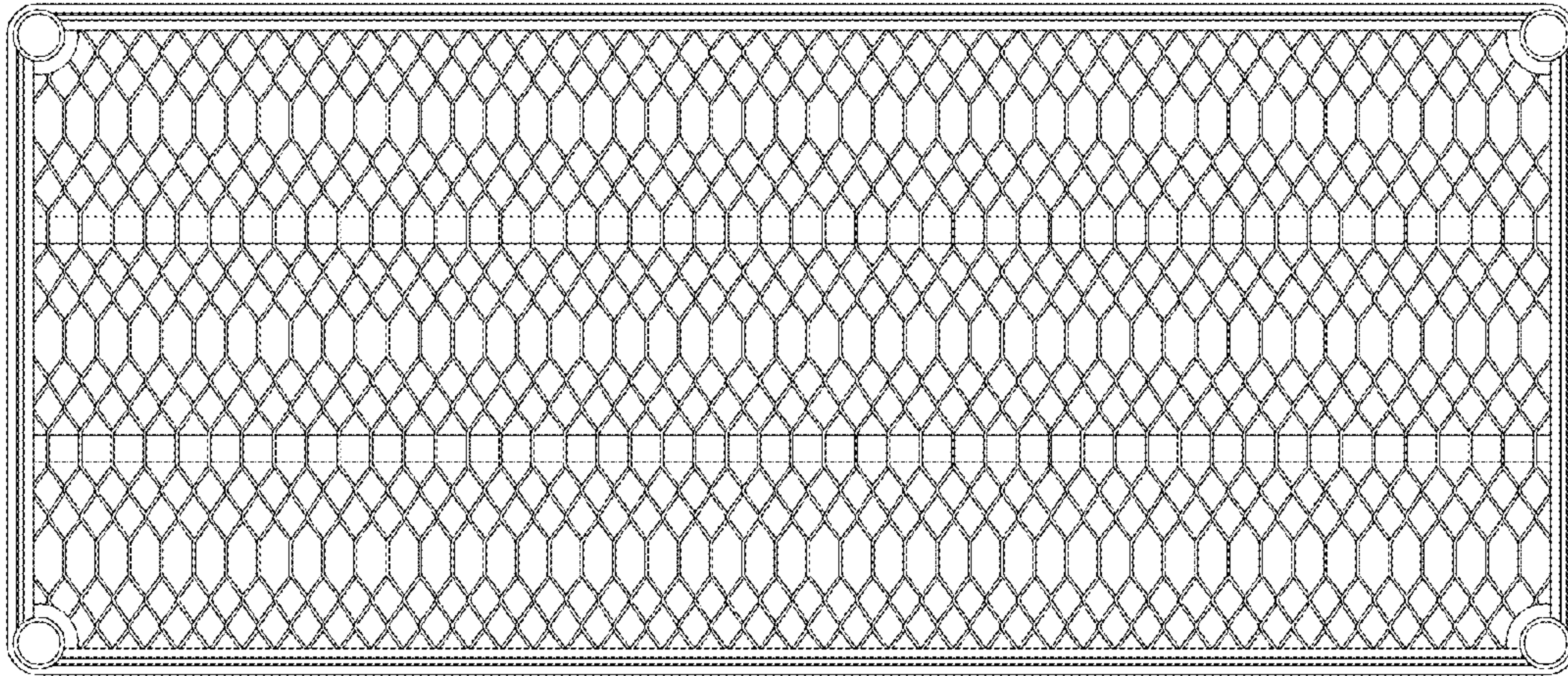


FIG. 6

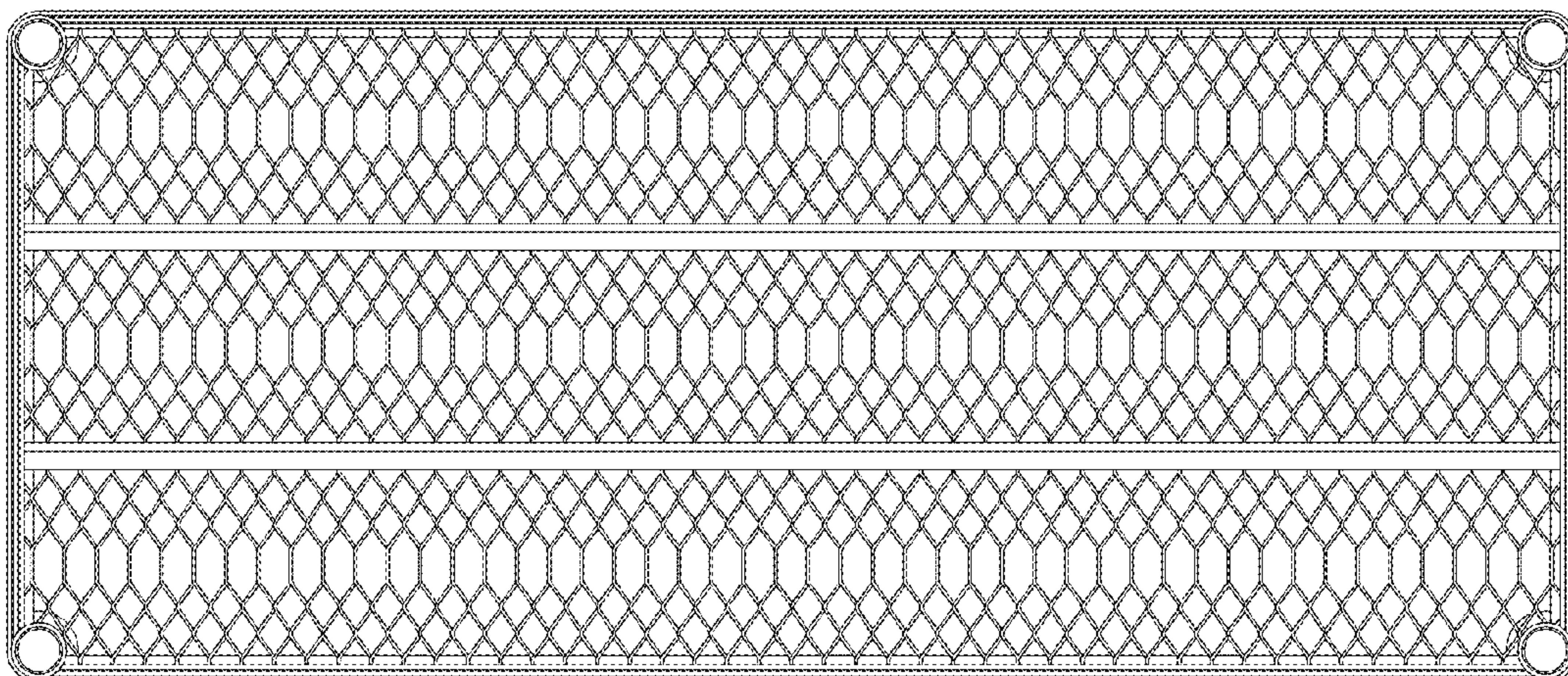


FIG. 7

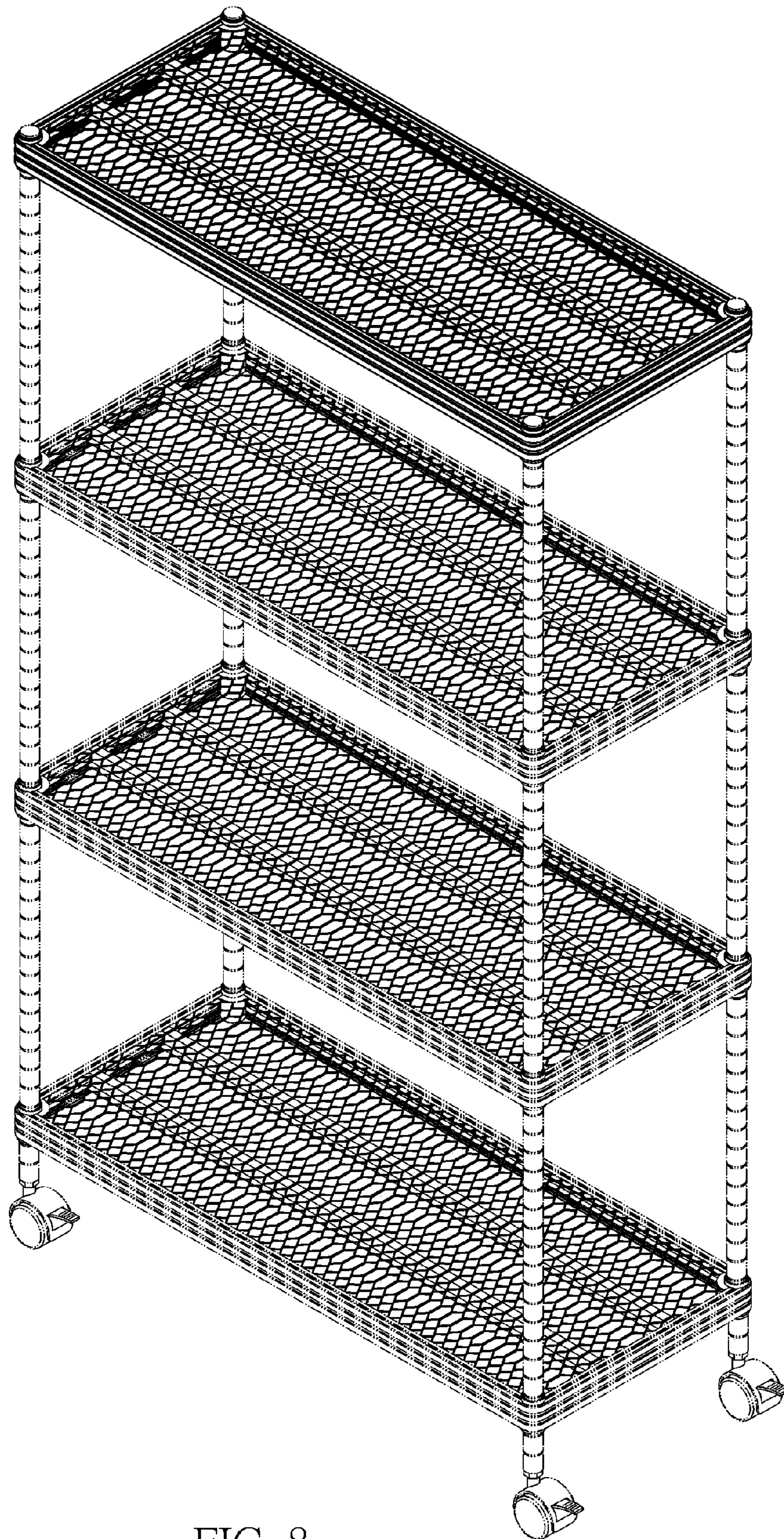


FIG. 8




FIG. 9