



US00D753417S

(12) **United States Design Patent**  
**Roberts et al.**

(10) **Patent No.:** **US D753,417 S**  
(45) **Date of Patent:** **\*\* Apr. 12, 2016**

- (54) **SUPPORT STRUCTURE BARRIER**
- (71) Applicant: **Oddello Industries, LLC**, Morristown, TN (US)
- (72) Inventors: **Thomas A. Roberts**, Dandridge, TN (US); **Shawn M. Parella**, Morristown, TN (US)
- (73) Assignee: **Oddello Industries, LLC**, Morristown, TN (US)
- (\*\*) Term: **14 Years**
- (21) Appl. No.: **29/498,533**
- (22) Filed: **Aug. 5, 2014**
- (51) **LOC (10) Cl.** ..... **09-09**
- (52) **U.S. Cl.**  
USPC ..... **D6/606; D8/354**
- (58) **Field of Classification Search**  
USPC ..... D8/349, 354; D9/433; D6/606, 382, D6/383, 329; D21/698, 803, 809; 5/630, 5/632, 633, 636, 637, 639, 644, 646, 652, 5/655, 655.3, 655.9, 690, 696, 702, 705, 5/706, 716, 717, 718, 727-730, 740; 108/51.3, 56.3, 901, 902, 160, 56.1, 108/57.17  
CPC ..... B65D 19/0002; B65D 19/00; B65D 2519/00398; B65D 2519/00587; B65D 2519/00323; B65D 2519/00402; B65D 2519/00646; B65D 2519/00592; B65D 2519/00502; A47C 19/025; A47C 19/202; A47C 19/005; A47C 19/021; E02D 27/32  
See application file for complete search history.

- (56) **References Cited**  
U.S. PATENT DOCUMENTS  
3,913,154 A \* 10/1975 Sweeney ..... A47C 19/021 108/51.3  
4,352,217 A \* 10/1982 O'Rourke ..... A47C 27/085 5/400  
5,285,732 A \* 2/1994 Gottlieb ..... B65D 19/0018 108/51.3  
5,345,628 A \* 9/1994 Keefer ..... A47C 27/085 156/250  
5,701,653 A \* 12/1997 Rupe ..... A47C 19/021 29/432

- 5,728,478 A \* 3/1998 Wilson ..... A47C 19/005 206/45.21
- D449,218 S \* 10/2001 Vrame ..... D8/354
- 6,493,887 B1 \* 12/2002 DeFranks ..... A47C 23/007 5/254
- D531,010 S \* 10/2006 Vrame ..... D8/354
- 7,703,155 B1 \* 4/2010 Roberts ..... A47C 19/005 403/231
- 7,784,122 B2 \* 8/2010 Oh ..... A47C 19/005 5/174
- D632,948 S \* 2/2011 Travis ..... D8/354
- 7,900,300 B1 \* 3/2011 Roberts ..... A47C 19/005 403/231
- 8,042,205 B2 \* 10/2011 Schulz, Jr. .... A47C 19/005 5/200.1
- 8,122,537 B1 \* 2/2012 Roberts ..... A47C 19/005 403/231
- D673,800 S \* 1/2013 Young ..... D6/606
- D673,801 S \* 1/2013 Young ..... D6/606
- 8,584,277 B1 \* 11/2013 Roberts ..... A47C 19/005 5/1
- D697,337 S \* 1/2014 Young ..... D6/596
- 9,080,304 B1 \* 7/2015 Roberts ..... E02D 27/32
- 9,139,332 B1 \* 9/2015 Roberts ..... B65D 19/0002
- 2005/0028274 A1 \* 2/2005 Hooper ..... A47C 19/025 5/400
- 2005/0235417 A1 \* 10/2005 Koughan ..... A47C 19/005 5/400
- 2008/0235868 A1 \* 10/2008 Snitzer ..... A47C 19/005 5/201
- 2010/0175187 A1 \* 7/2010 Hall ..... A47C 19/005 5/400
- 2011/0203050 A1 \* 8/2011 Rogers ..... A47C 19/025 5/285

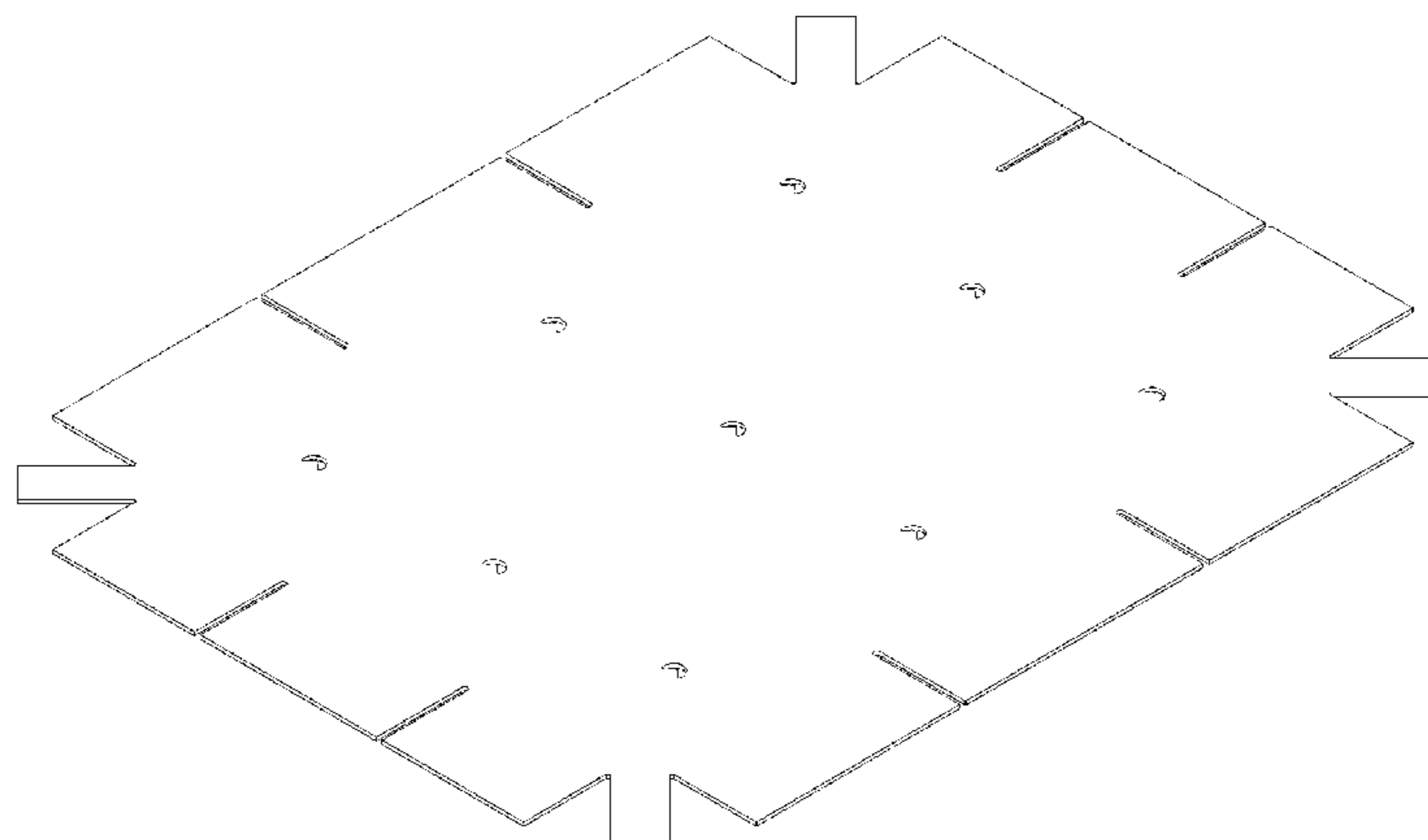
\* cited by examiner  
*Primary Examiner* — Mark Goodwin  
(74) *Attorney, Agent, or Firm* — Shaddock Law Group, PC

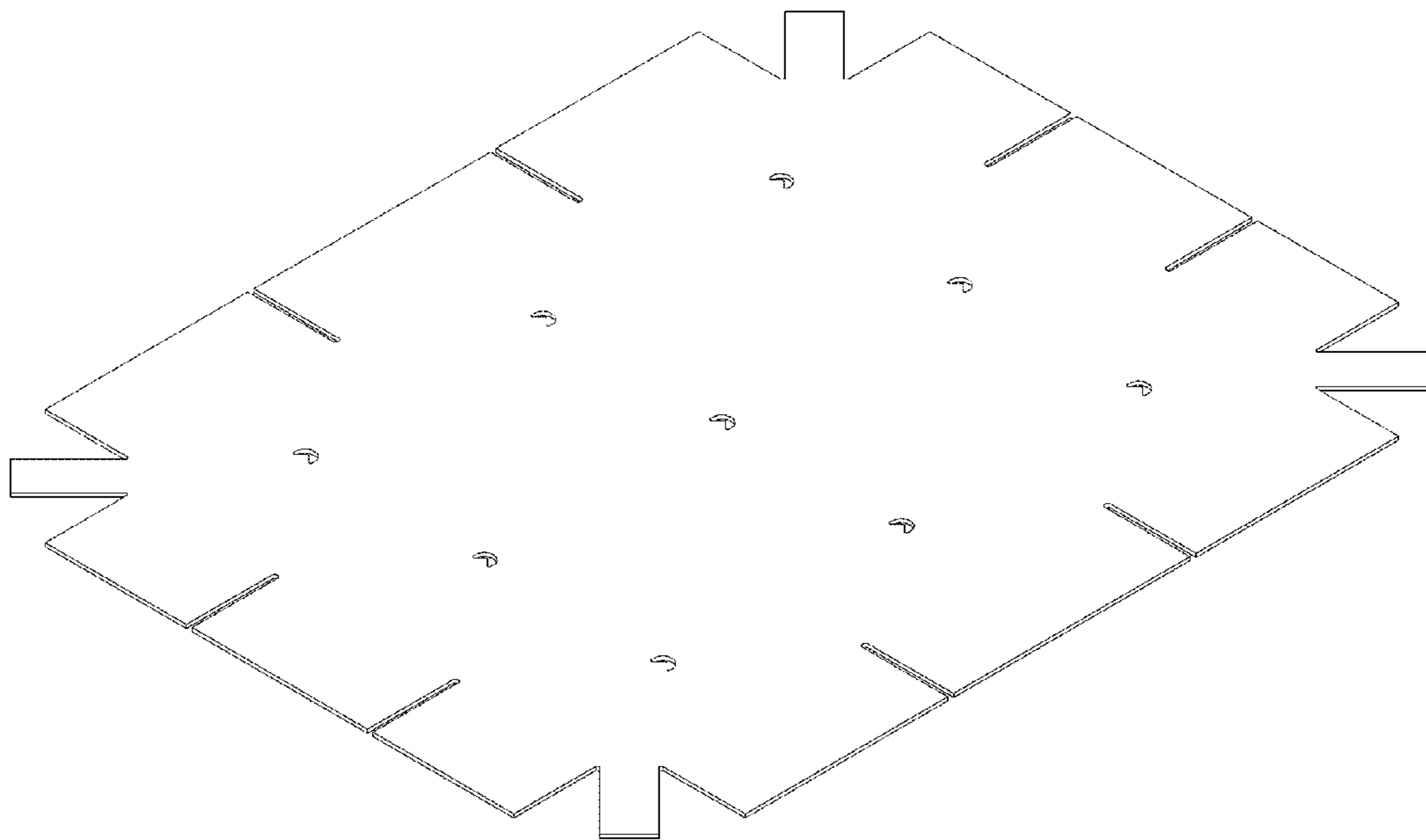
(57) **CLAIM**  
The ornamental design for a support structure barrier, as shown and described.

**DESCRIPTION**

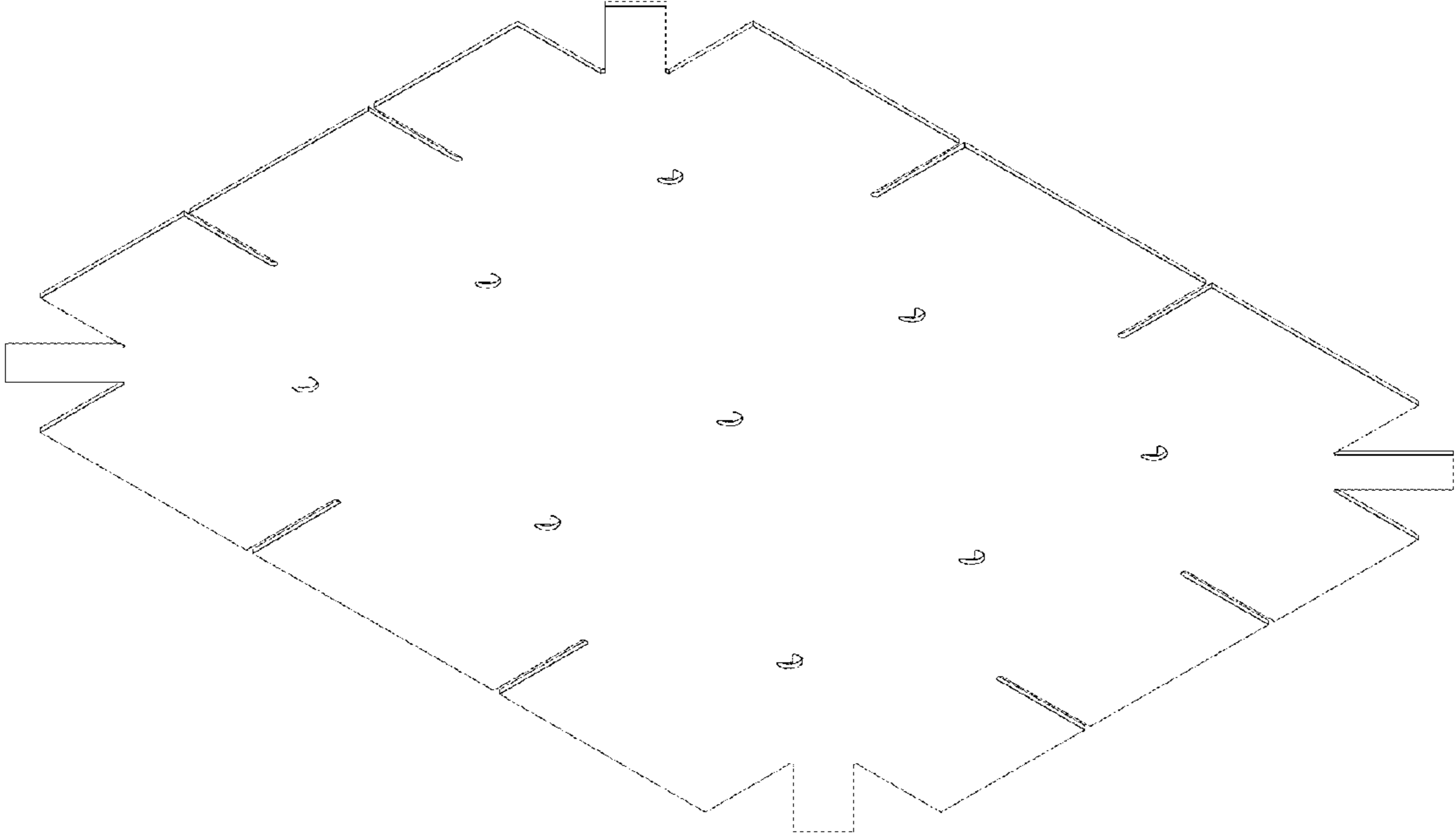
FIG. 1 is a top, left perspective view of a first exemplary embodiment of the support structure barrier, showing our new design;  
FIG. 2 is a bottom, right perspective view thereof;  
FIG. 3 is a top view thereof;  
FIG. 4 is a bottom view thereof;  
FIG. 5 is a right view thereof;  
FIG. 6 is a left view thereof;  
FIG. 7 is a front view thereof; and,  
FIG. 8 is a rear view thereof.

**1 Claim, 5 Drawing Sheets**

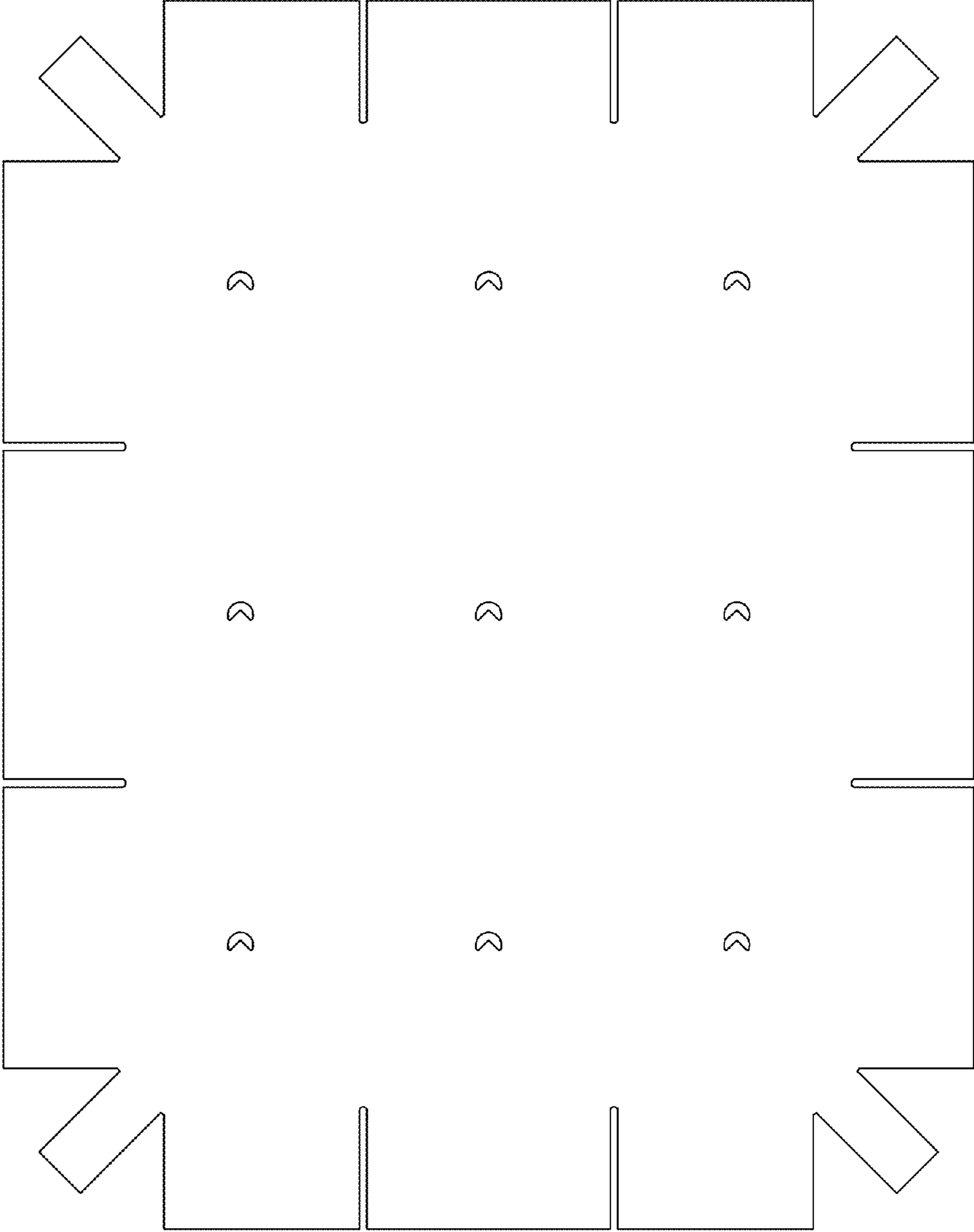




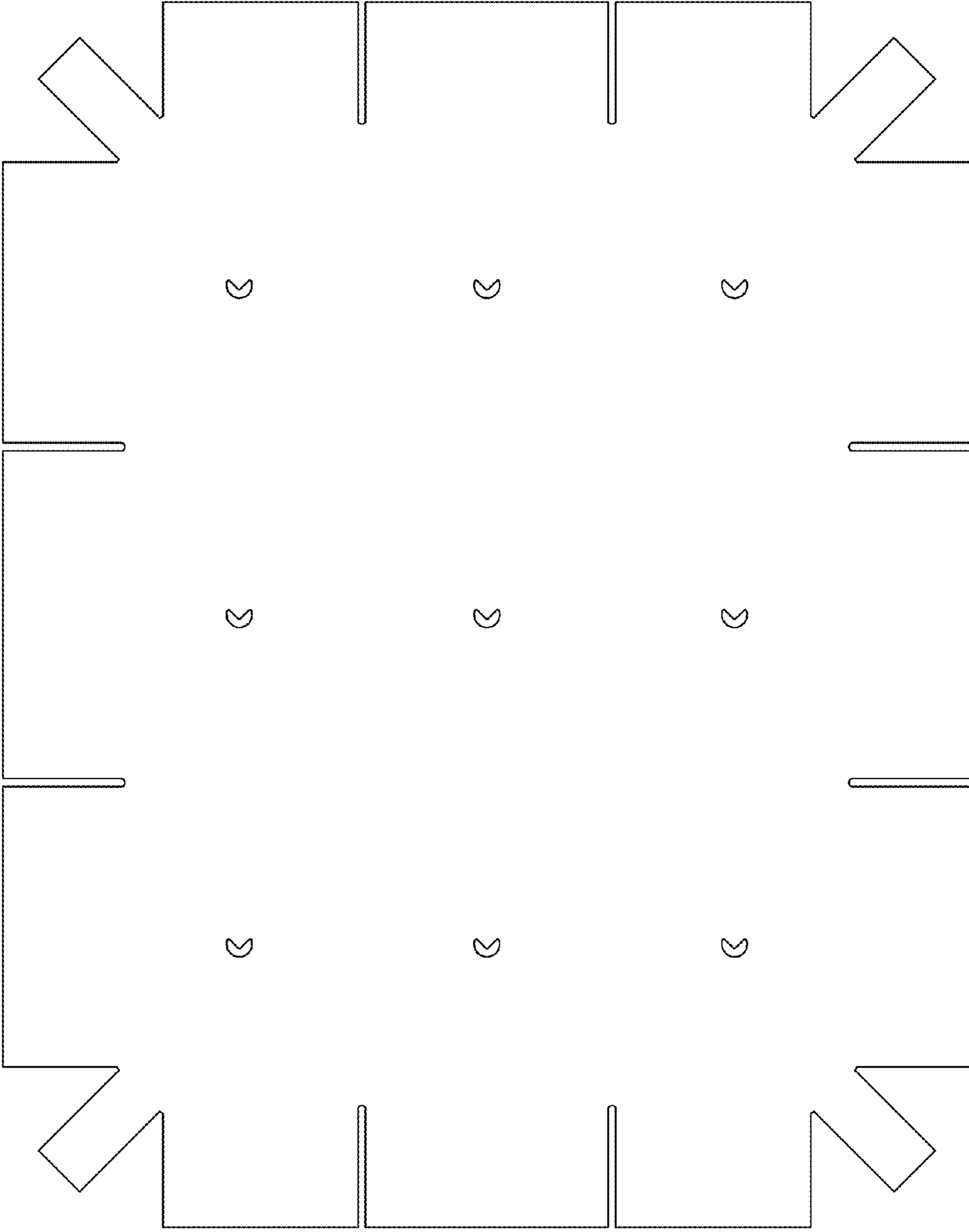
**FIG. 1**




**FIG. 2**



**FIG. 3**



**FIG. 4**



***FIG. 5***



***FIG. 6***



***FIG. 7***



***FIG. 8***