



US00D753406S

(12) **United States Design Patent**  
**Webb**

(10) **Patent No.:** **US D753,406 S**  
(45) **Date of Patent:** **\*\* Apr. 12, 2016**

- (54) **FURNITURE MODULE**
- (71) Applicant: **Roger Webb Associates Ltd.**, London (GB)
- (72) Inventor: **Roger Webb**, London (GB)
- (73) Assignee: **Roger Webb Associates Ltd.**, London (GB)
- (\*\*) Term: **15 Years**
- (21) Appl. No.: **29/540,100**
- (22) Filed: **Sep. 21, 2015**

D240,481 S \* 7/1976 Fister ..... D6/378  
 D262,166 S \* 12/1981 Aronowitz ..... D6/378  
 7,523,989 B2 \* 4/2009 Wieland ..... A47C 4/021  
 297/248  
 D646,499 S \* 10/2011 Metcalf ..... D6/378  
 D669,702 S \* 10/2012 Barefoot ..... D6/378  
 D739,156 S \* 9/2015 Webb ..... D6/378

\* cited by examiner

*Primary Examiner* — Mimoso De

(74) *Attorney, Agent, or Firm* — Abelman, Frayne & Schwab

**Related U.S. Application Data**

- (62) Division of application No. 29/475,306, filed on Dec. 2, 2013, now Pat. No. Des. 739,156.
- (51) **LOC (10) Cl.** ..... **06-01**
- (52) **U.S. Cl.**  
USPC ..... **D6/378**
- (58) **Field of Classification Search**  
USPC ..... D6/334–336, 364, 371, 373, 374, 378,  
D6/381, 716, 716.1, 716.4  
CPC ..... A47C 1/00; A47C 7/18; A47C 7/24;  
A47C 7/021; A47C 5/06; A47C 15/002;  
A47C 1/24; A47C 13/005; B60N 2/70  
See application file for complete search history.

**References Cited**

**U.S. PATENT DOCUMENTS**

D150,247 S \* 7/1948 Nicholes ..... D6/381  
 3,127,216 A \* 3/1964 Clouse ..... A47C 13/005  
 297/440.15


(57) **CLAIM**

The ornamental design for a furniture module, as shown and described.

**DESCRIPTION**

FIG. 1 is a front elevation view of a furniture module, showing my new design,  
 FIG. 2 is a left side elevation view thereof, the right side elevation view is a mirror image of the left side elevation view,  
 FIG. 3 is a rear elevation view thereof,  
 FIG. 4 is a top plan view thereof,  
 FIG. 5 is a top, rear, and left side perspective view thereof; and,  
 FIG. 6 is a top, front, and right side perspective view thereof.  
 In all the above figures the bottom view is not shown and is not claimed, and the small feet elements at the bottom in each of the figures are deemed to be background and are not claimed and are shown in dashed line where possible.

**1 Claim, 1 Drawing Sheet**



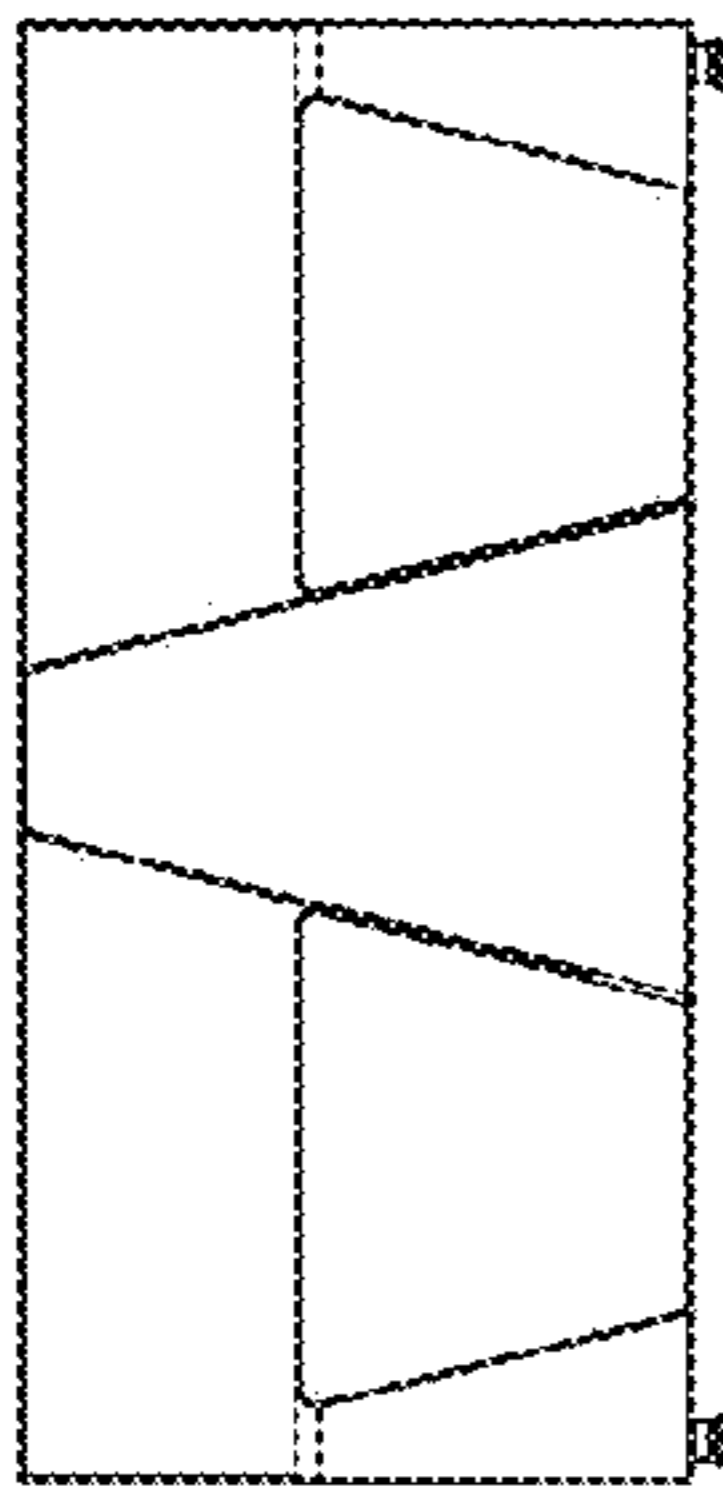


FIG. 1

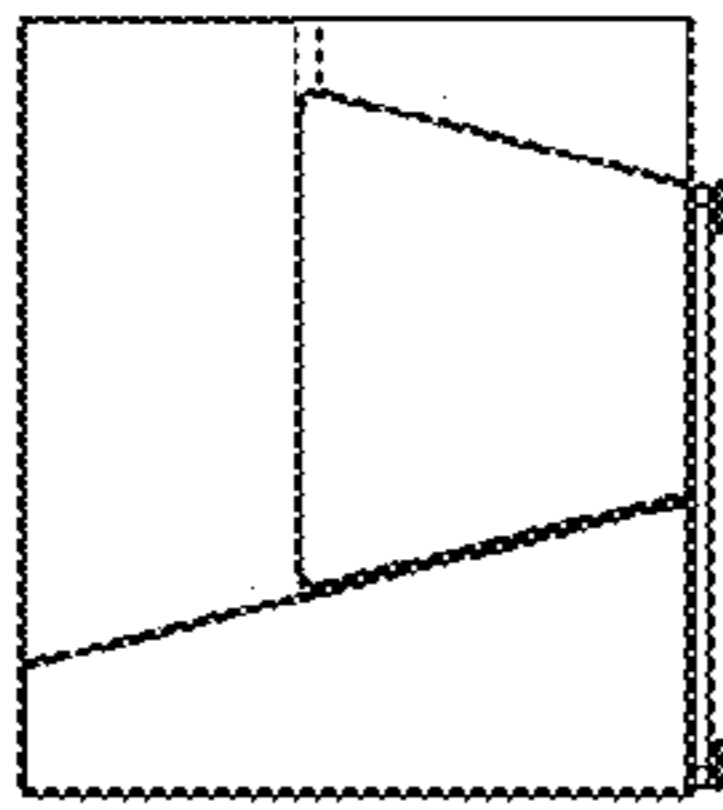


FIG. 2




FIG. 3

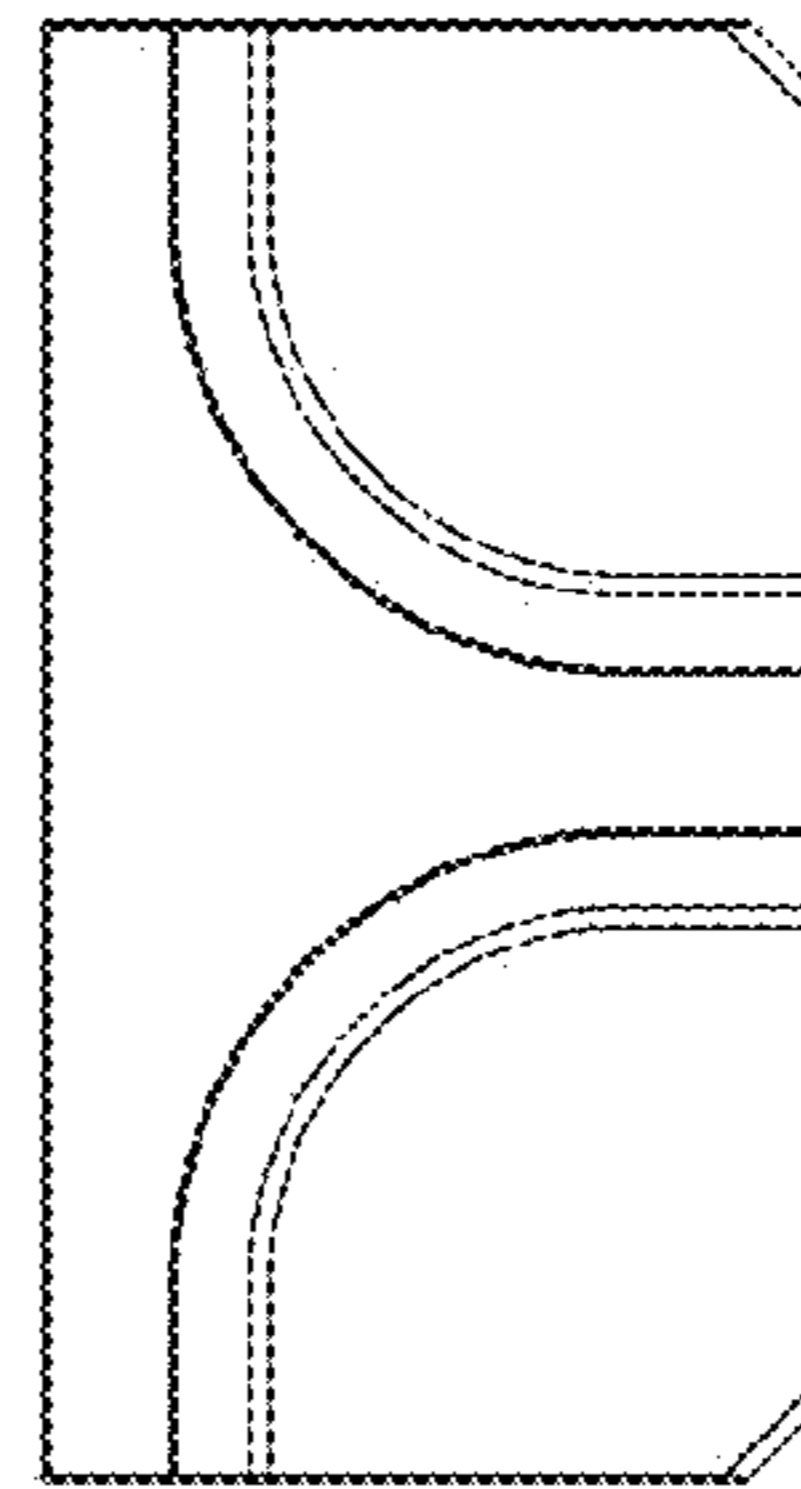


FIG. 4

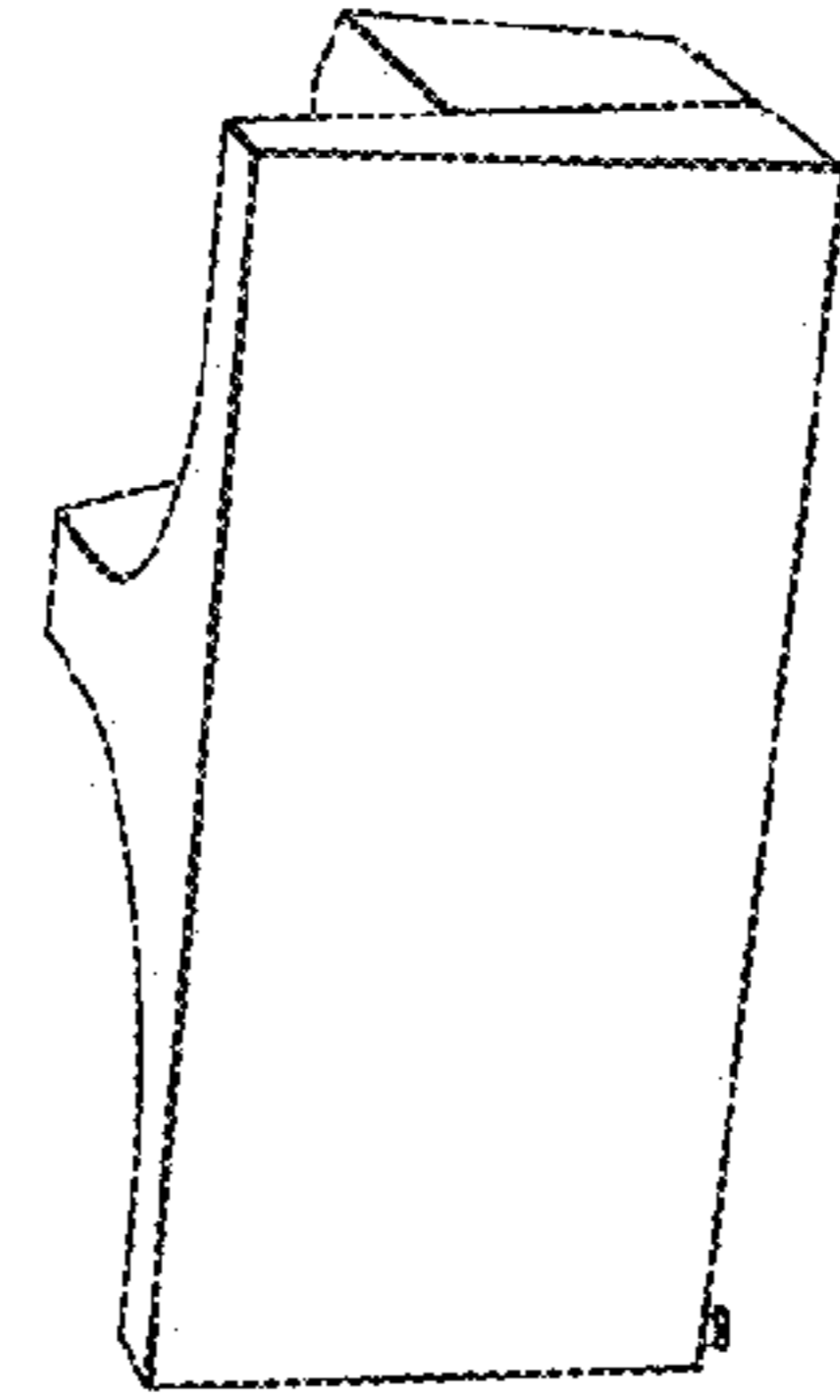


FIG. 5

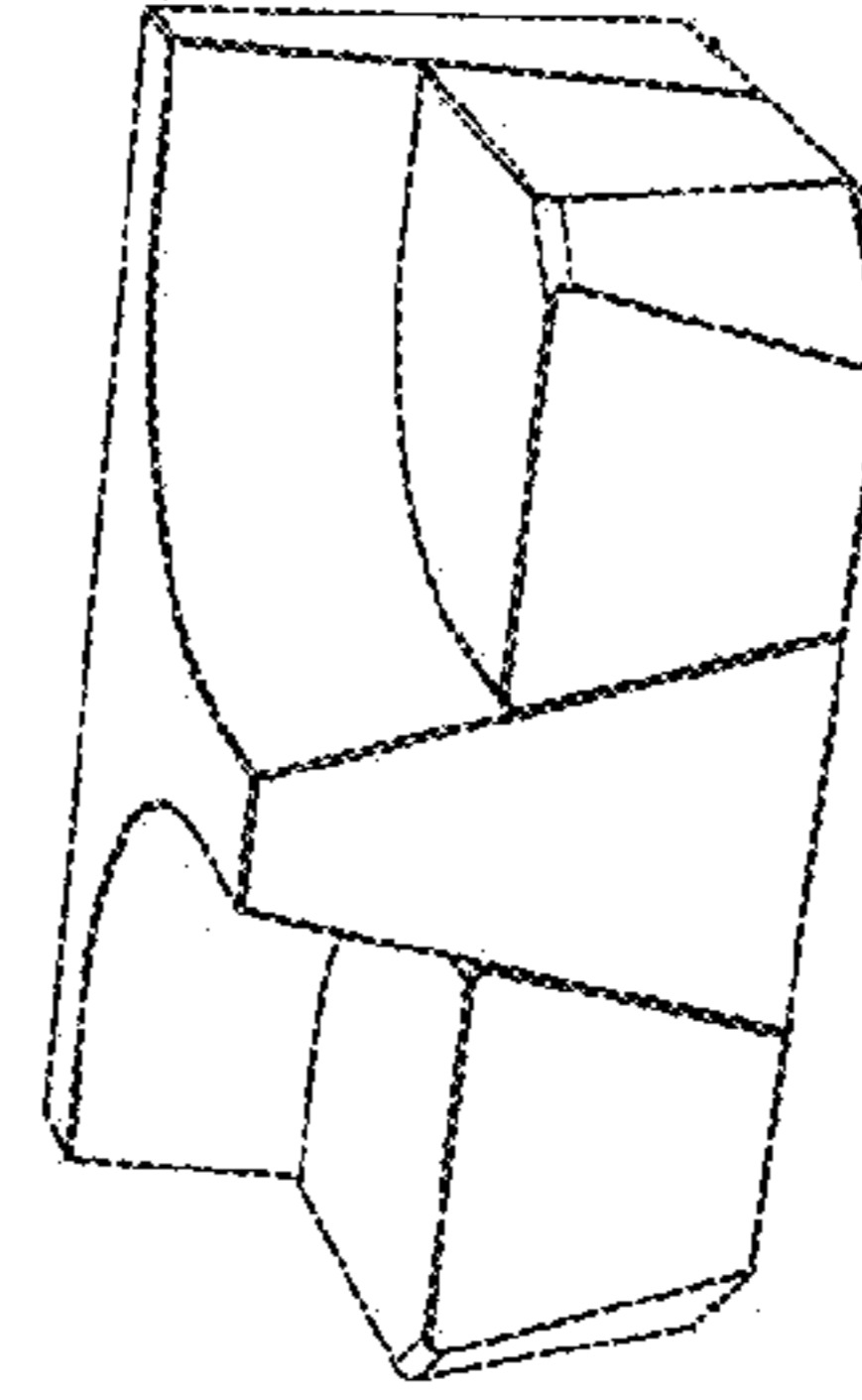


FIG. 6