



US00D753401S

(12) **United States Design Patent**
Schmid et al.

(10) **Patent No.:** **US D753,401 S**
(45) **Date of Patent:** **** Apr. 12, 2016**

- (54) **TOOTHBRUSH**
- (71) Applicant: **The Gillette Company**, Boston, MA (US)
- (72) Inventors: **Franziska Schmid**, Frankfurt am Main (DE); **Tilmann Winkler**, Kronberg (DE)
- (73) Assignee: **THE GILLETTE COMPANY**, Boston, MA (US)

D696,518 S *	12/2013	Ballmaier	D4/104
D698,158 S *	1/2014	Lee	D4/104
D698,554 S *	2/2014	Xi	D4/104
D704,447 S *	5/2014	Xi	D4/104
D723,284 S *	3/2015	Wong	D4/104
2008/0184511 A1 *	8/2008	Brown	A46B 7/02 15/110
2008/0250591 A1 *	10/2008	Nanda	A46B 15/0002 15/167.1
2014/0237744 A1 *	8/2014	Baertschi	A46B 9/04 15/110

(**) Term: **14 Years**
(21) Appl. No.: **29/501,810**

- (22) Filed: **Sep. 9, 2014**
- (51) **LOC (10) Cl.** **04-02**
- (52) **U.S. Cl.**
USPC **D4/104**
- (58) **Field of Classification Search**
USPC D4/100–102, 104–112, 199; D8/80, 82, D8/83, 303; 15/143.1, 145, 159.1, 160, 15/167.1, 167.2; 132/308–311; 601/139, 601/141, 142; 81/57.11, 57.14, 57.31, 81/57.42; D24/133, 152, 215
CPC A46B 15/0055; A46B 15/0075; A46B 5/0095; A46B 5/00

See application file for complete search history.

(56) **References Cited**

U.S. PATENT DOCUMENTS

D441,958 S *	5/2001	Rueb	D4/104
D454,252 S *	3/2002	Lee	D4/104
D506,873 S *	7/2005	Kling	D4/104
D587,905 S *	3/2009	Wong	D4/104
D615,761 S *	5/2010	Wong	D4/108
D630,020 S *	1/2011	Wong	D4/108
D646,063 S *	10/2011	Ballmaier	D4/104
D654,696 S *	2/2012	Jimenez	D4/108
D672,561 S *	12/2012	Jin	D4/104
D673,776 S *	1/2013	Ballmaier	D4/108
D676,663 S *	2/2013	Ptok	D4/104

OTHER PUBLICATIONS

WO D074795-009, WIPO Registered Design, (BRAUN GMBH) May 19, 2013, [online], [retrieved on Sep. 22, 2015] from the Questel Intellectual Property Portal Design Database. Internet: <URL:“http://www.orbit.com”>.*

* cited by examiner


Primary Examiner — Cynthia Ramirez
Assistant Examiner — Llorellys Martinez-Rivera
(74) *Attorney, Agent, or Firm* — Vladimir Vitenberg

(57) **CLAIM**
The ornamental design for a toothbrush, as shown and described.

DESCRIPTION

FIG. 1 is a perspective view of a toothbrush showing our new design;
FIG. 2 is a front view thereof;
FIG. 3 is a right side view thereof;
FIG. 4 is a rear view thereof;
FIG. 5 is a left side view thereof;
FIG. 6 is a top plan view thereof; and,
FIG. 7 is a bottom view thereof.
The broken lines shown in FIGS. 1 through 7 illustrate portions of the toothbrush that form no part of the claimed design.

1 Claim, 2 Drawing Sheets



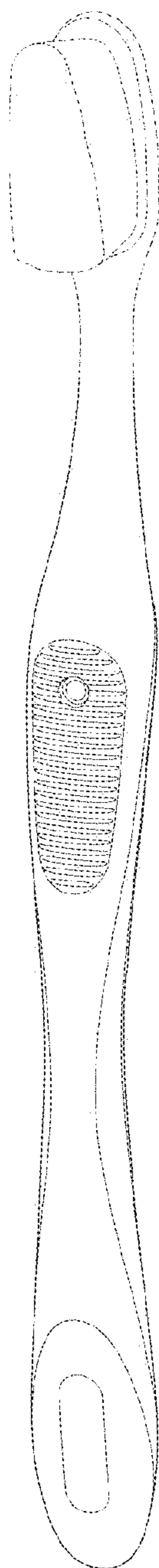


Fig. 1

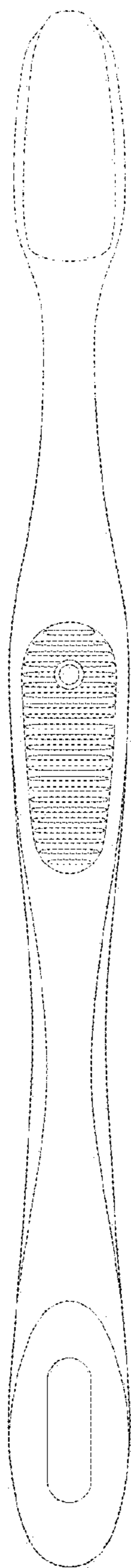


Fig. 2

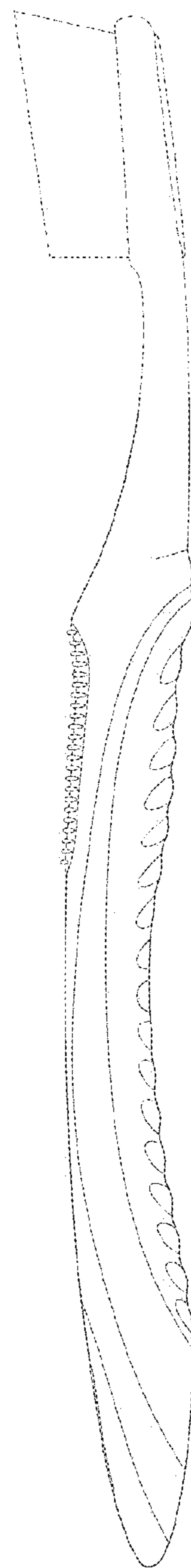


Fig. 3

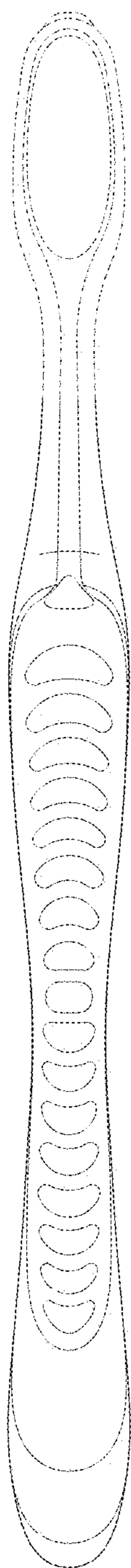


Fig. 4




Fig. 5

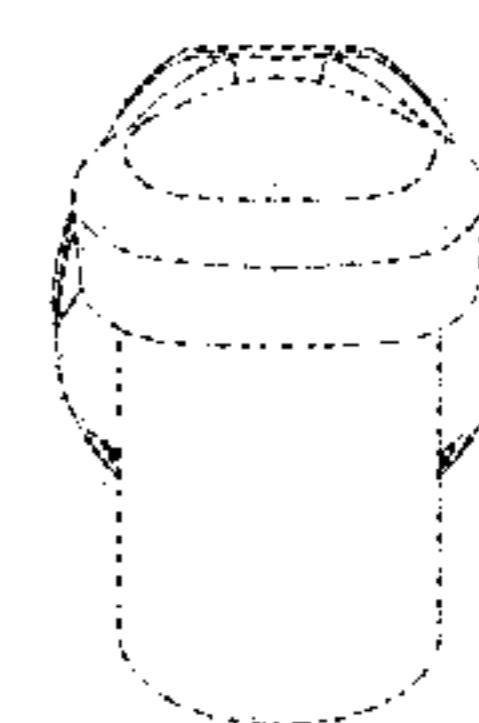


Fig. 6

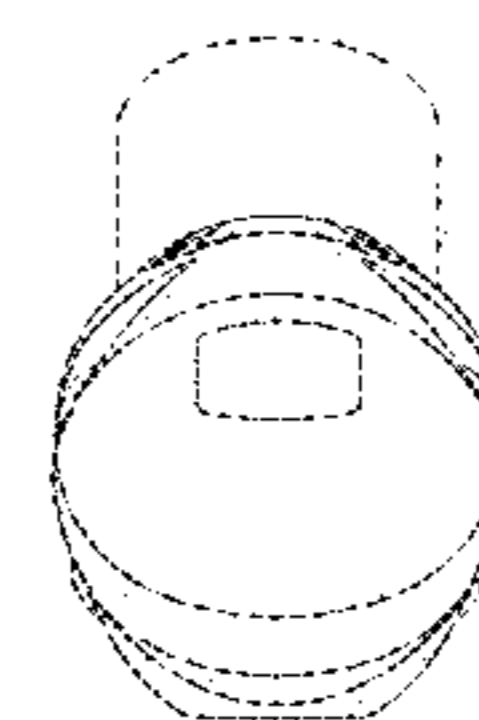


Fig. 7