



US00D753377S

(12) **United States Design Patent**
Bigolin

(10) **Patent No.:** **US D753,377 S**
(45) **Date of Patent:** **** Apr. 12, 2016**

- (54) **BICYCLE SHOE**
- (71) Applicant: **Selle Royal S.p.A.**, Pozzoleone (IT)
- (72) Inventor: **Barbara Bigolin**, Asolo (IT)
- (73) Assignee: **SEELE ROYAL S.P.A.**, Pozzoleone (Vicenza) (IT)
- (**) Term: **14 Years**
- (21) Appl. No.: **29/514,722**
- (22) Filed: **Jan. 15, 2015**
- (30) **Foreign Application Priority Data**
Jul. 18, 2014 (EM) 2505552
- (51) **LOC (10) Cl.** **02-04**
- (52) **U.S. Cl.**
USPC **D2/923**; D2/907
- (58) **Field of Classification Search**
USPC D2/896, 902, 903, 905, 907, 909, 910, D2/919, 923, 969, 970, 973, 977
CPC A43B 5/00; A43B 5/001; A43B 5/002; A43B 5/003; A43B 5/007; A43B 5/008; A43B 5/025; A43B 5/06; A43B 5/08; A43B 5/10; A43B 5/12; A43B 5/14; A43B 5/145
See application file for complete search history.

- (56) **References Cited**
U.S. PATENT DOCUMENTS
1,537,778 A * 5/1925 Nyhagen A43B 3/16 36/10
D90,234 S * 7/1933 Daniels D2/969
D90,235 S * 7/1933 Daniels D2/972
D336,973 S * 7/1993 Fritcher D2/906
D412,776 S * 8/1999 Biedermann D2/903
D436,431 S * 1/2001 Agnew D2/902

D508,603 S *	8/2005	Newson	D2/972
D517,785 S *	3/2006	Partridge	D2/923
D532,590 S *	11/2006	Belley	D2/969
7,140,129 B2 *	11/2006	Newson	A43B 5/18 36/100
D553,838 S *	10/2007	Belley	D2/969
D579,186 S *	10/2008	Mervar	D2/969
D598,189 S *	8/2009	Lamont	D2/969
D636,588 S *	4/2011	Avar	D2/972
D645,648 S *	9/2011	Lonigan	D2/907
D660,566 S *	5/2012	Van Zyll De Jong	D2/945
D666,798 S *	9/2012	Now	D2/969
D666,799 S *	9/2012	Now	D2/923
D676,223 S *	2/2013	Dill	D2/923
D687,622 S *	8/2013	Tzenos	D2/923
D689,684 S *	9/2013	McMillan	D2/972
D690,488 S *	10/2013	Reed	D2/923
D713,631 S *	9/2014	Millogo	D2/969
D722,747 S *	2/2015	Kue	D2/923
D737,041 S *	8/2015	Raasch	D2/972

* cited by examiner

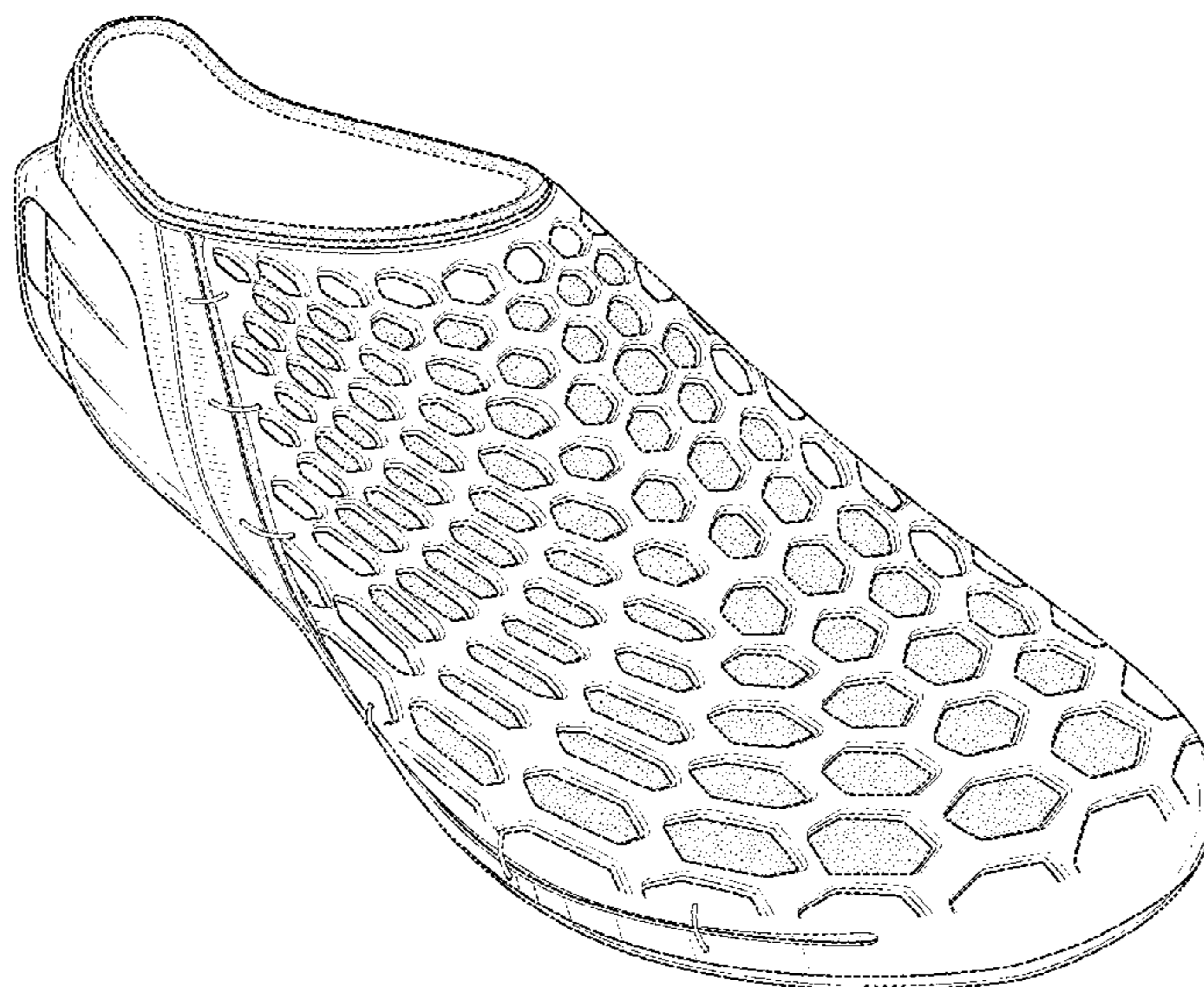
Primary Examiner — Elizabeth J Oswecki
(74) *Attorney, Agent, or Firm* — Tutunjian & Bitetto, P.C.

(57) **CLAIM**
The ornamental design for a bicycle shoe, as shown and described.

DESCRIPTION

FIG. 1 is a front perspective view of a bicycle shoe showing my new design;
FIG. 2 is a top plan view thereof;
FIG. 3 is a right side view thereof;
FIG. 4 is a bottom plan view thereof;
FIG. 5 is a left side view thereof;
FIG. 6 is a front view thereof; and,
FIG. 7 is a rear view thereof.
The broken lines shown in the drawings represent portions of the bicycle shoe that form no part of the claimed design.

1 Claim, 6 Drawing Sheets



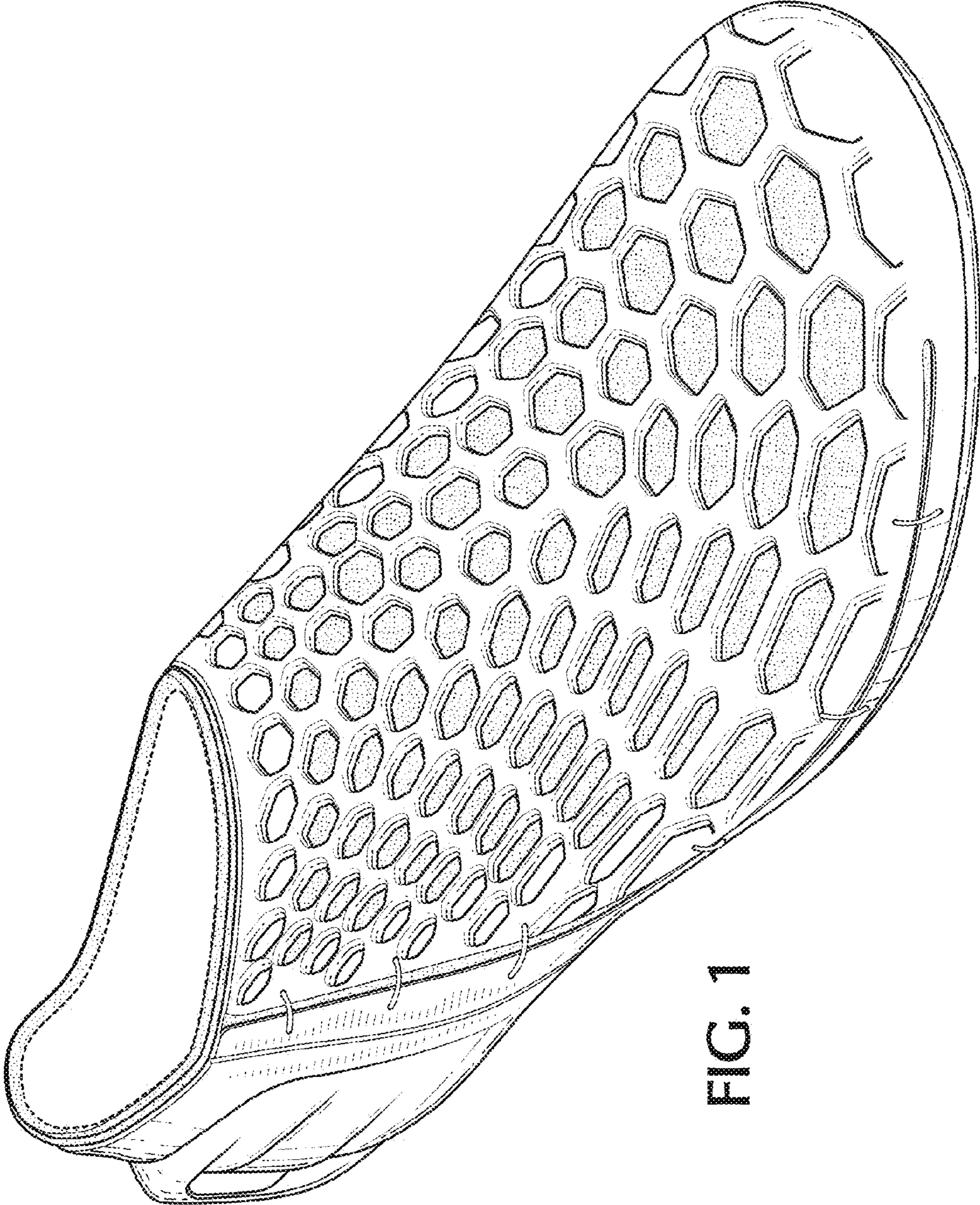


FIG. 1

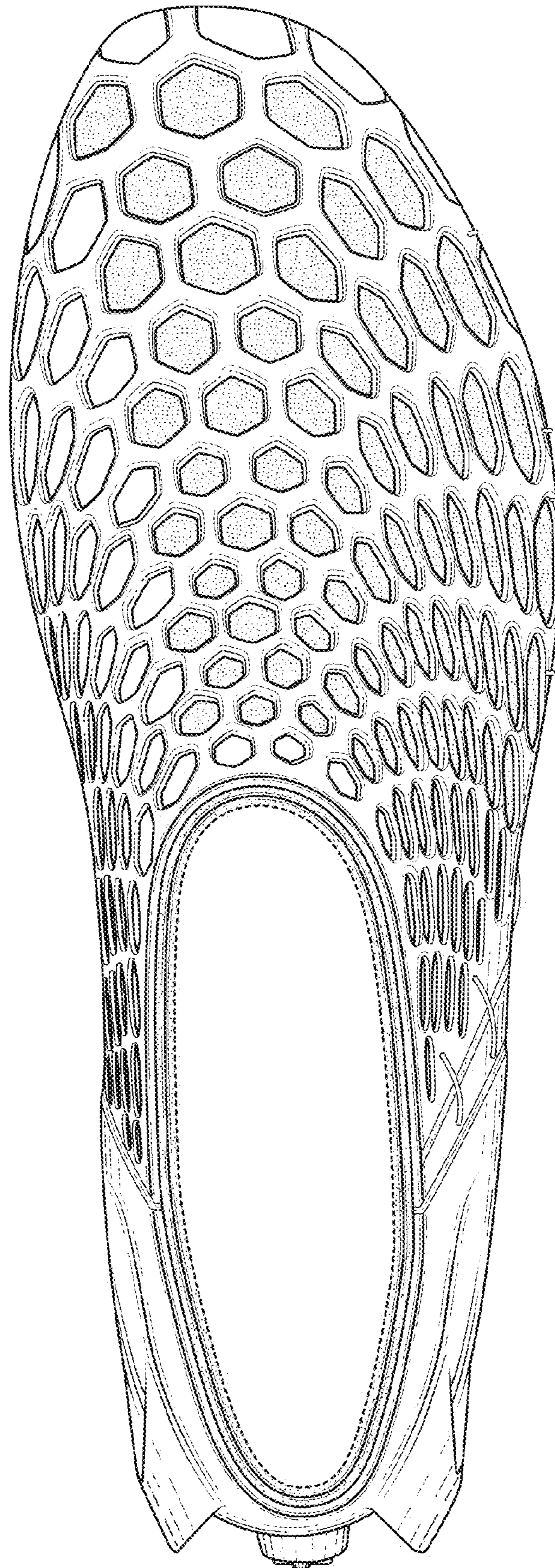


FIG. 2

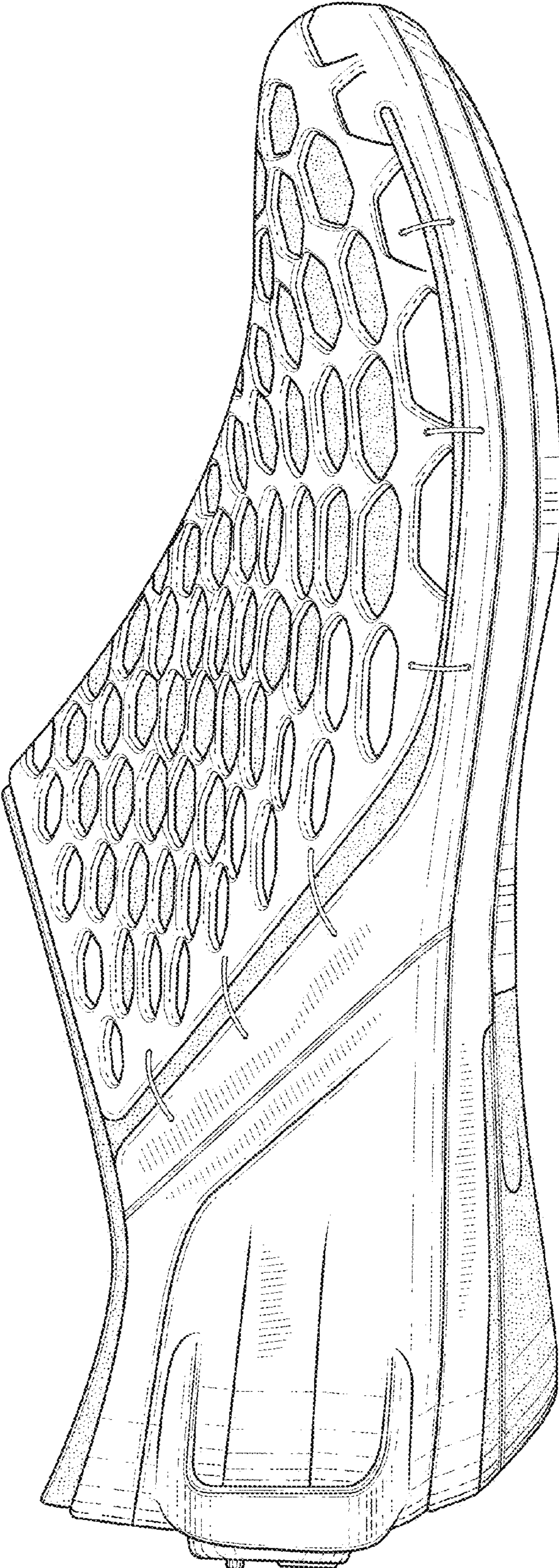


FIG. 3

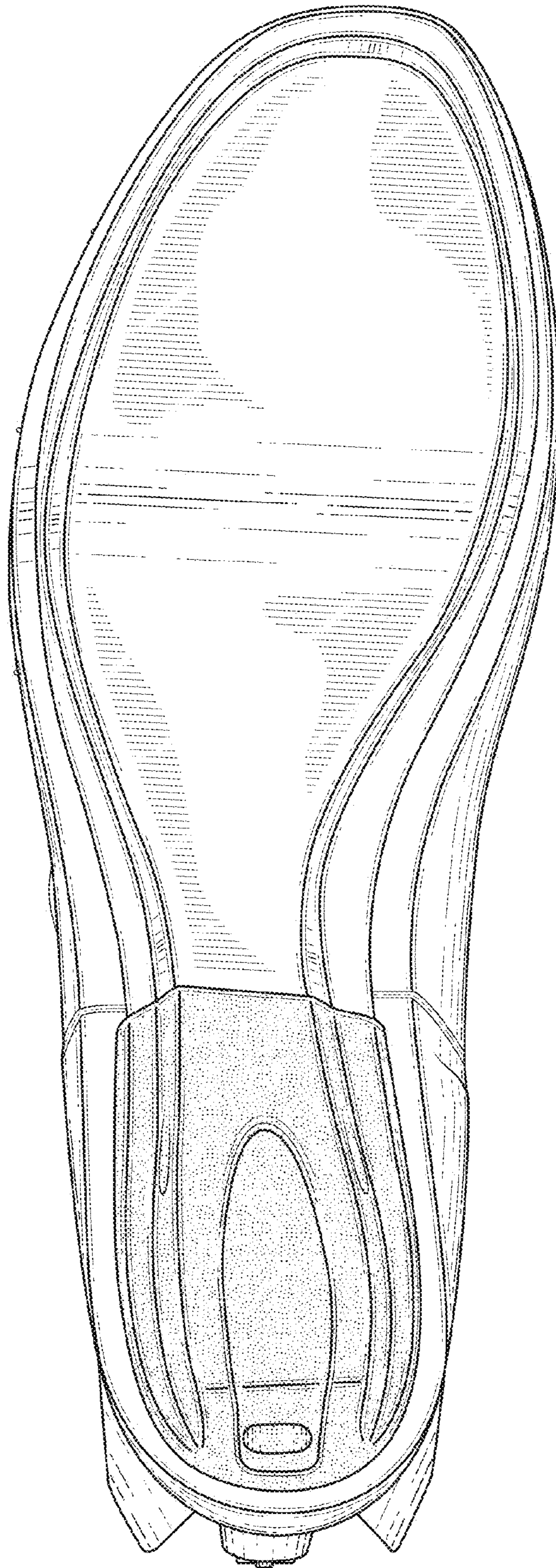


FIG. 4

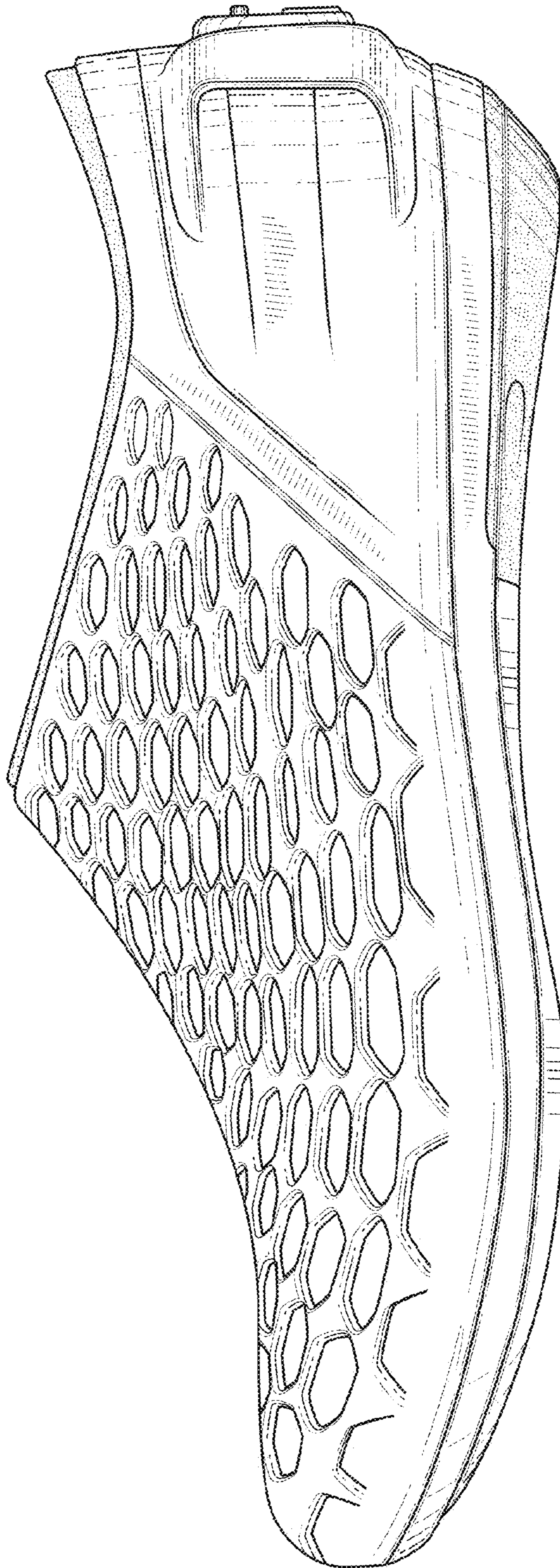


FIG. 5

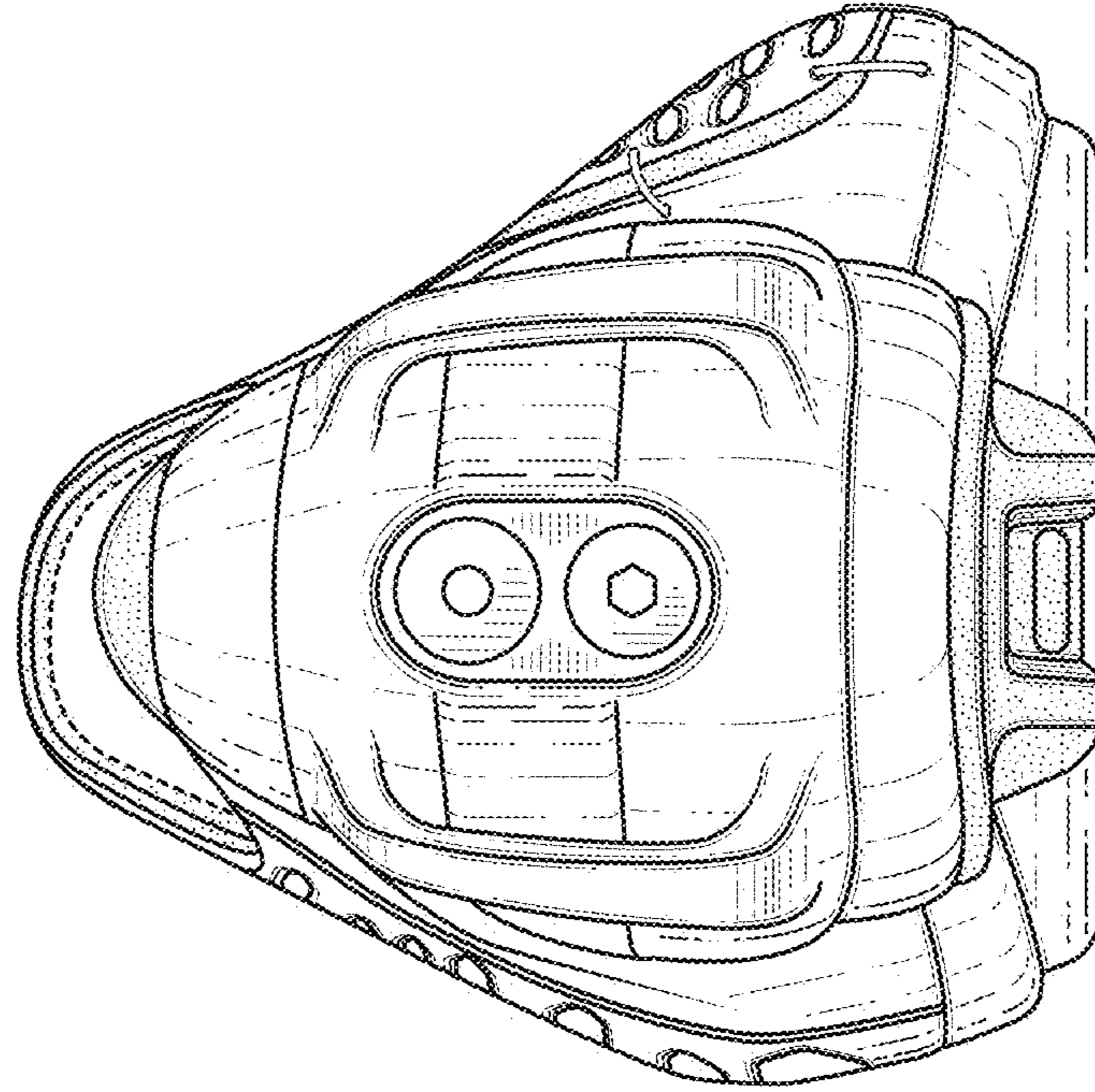


FIG. 7

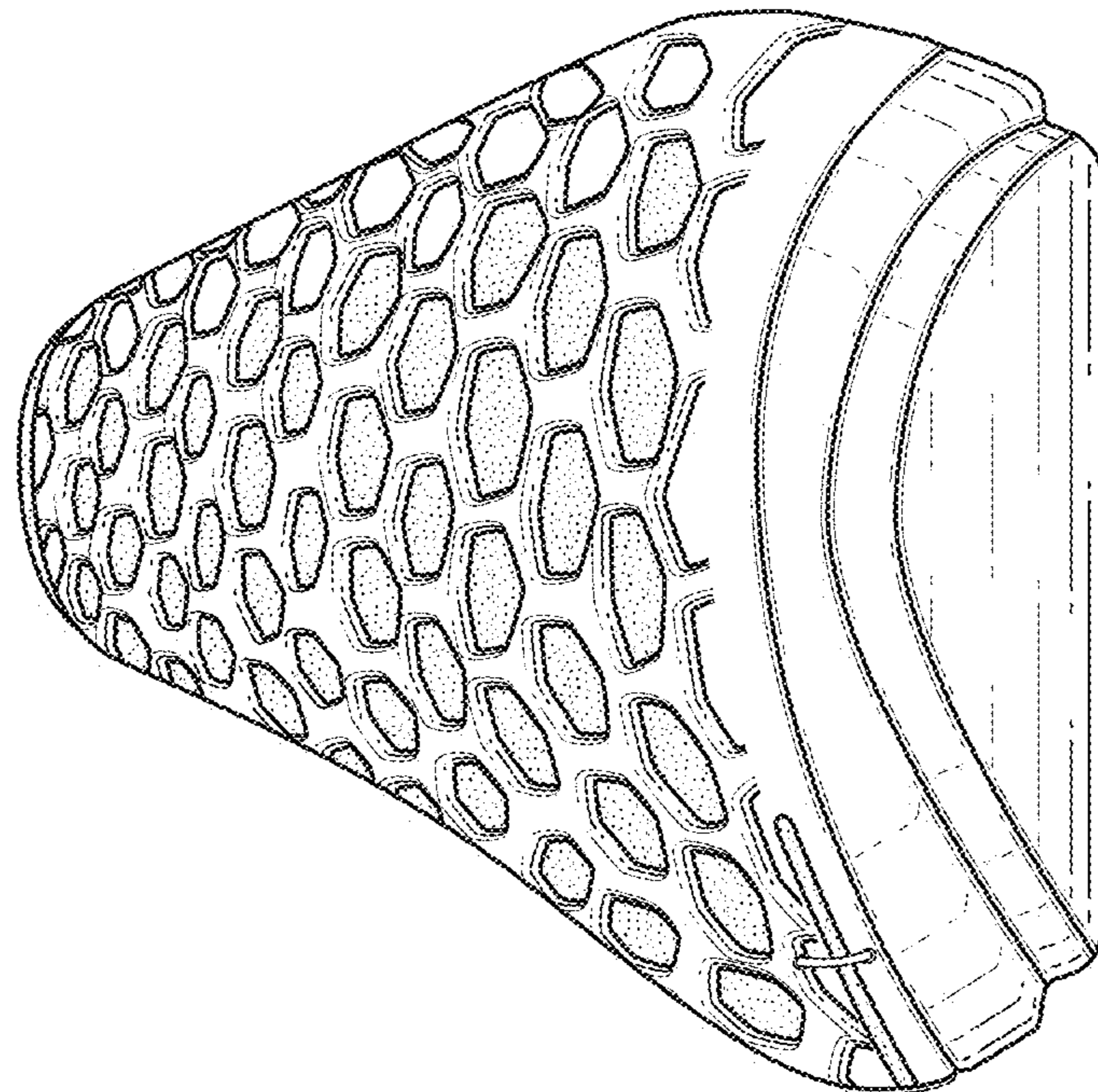


FIG. 6