



US00D753375S

(12) **United States Design Patent**
Singleterry

(10) **Patent No.:** **US D753,375 S**

(45) **Date of Patent:** **** Apr. 12, 2016**

(54) **SNAPBACK-STYLE SIZE ADJUSTMENT STRAP**

(71) Applicant: **Daryl Edward Singleterry**, Portsmouth, NH (US)

(72) Inventor: **Daryl Edward Singleterry**, Portsmouth, NH (US)

(**) Term: **14 Years**

(21) Appl. No.: **29/504,995**

(22) Filed: **Oct. 11, 2014**

(51) **LOC (10) Cl.** **02-03**

(52) **U.S. Cl.**
USPC **D2/891**

(58) **Field of Classification Search**
USPC D2/865, 884, 891, 895; D29/122, 129; D11/3, 6, 12, 17, 19, 220
CPC A42B 1/004; A42B 1/22; A42B 1/24
See application file for complete search history.

(56) **References Cited**

U.S. PATENT DOCUMENTS

D299,380 S *	1/1989	Wang	168/13
D396,547 S *	8/1998	Capparella	D2/866
D425,688 S *	5/2000	Richlin	D2/865
D470,429 S *	2/2003	Bonnet	D11/3
D675,404 S *	2/2013	Parker	D2/882
D717,195 S *	11/2014	Taylor-Cattapan	D11/17
D722,902 S *	2/2015	Mihalyo	D11/3
D734,685 S *	7/2015	Barresi	D11/3

2003/0233696 A1*	12/2003	Lee	A42B 1/22 2/195.2
2004/0187191 A1*	9/2004	Lee	A42B 1/24 2/171
2013/0111650 A1*	5/2013	Hong	A42B 1/225 2/209.13

OTHER PUBLICATIONS

“Amber Snap Bliiizlz 4 pack,” item avialble for sale on-line. Publication date unknown. Retrieved from the Internet on Nov. 24, 2015. URL: <http://www.mcssl.com/store/tripleiiicons/amber-snap-bliiizlz-4-pack>. (1 page).*

* cited by examiner

Primary Examiner — Karen E. Eldridge Powers
Assistant Examiner — Jasmine Mlinarcik

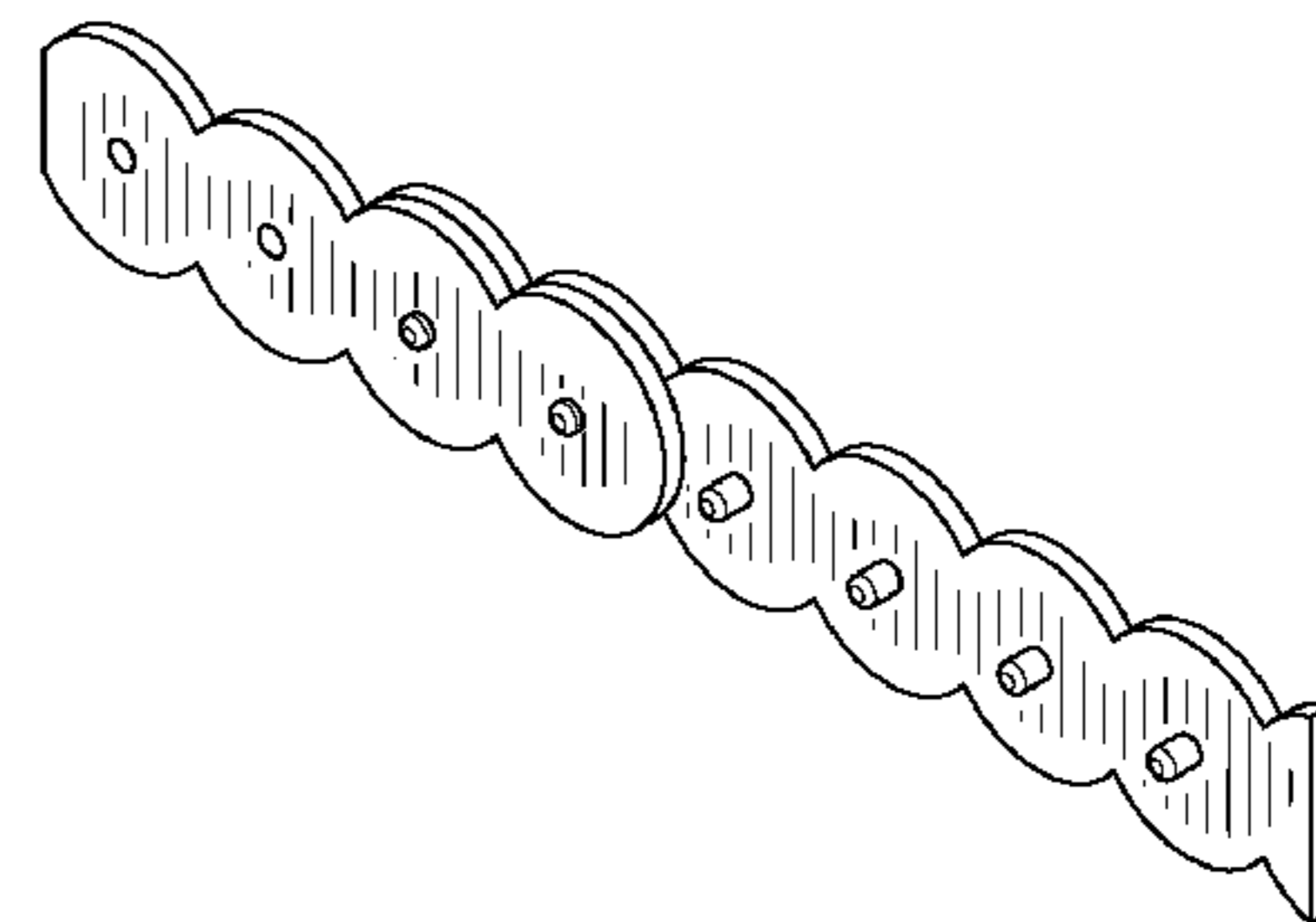
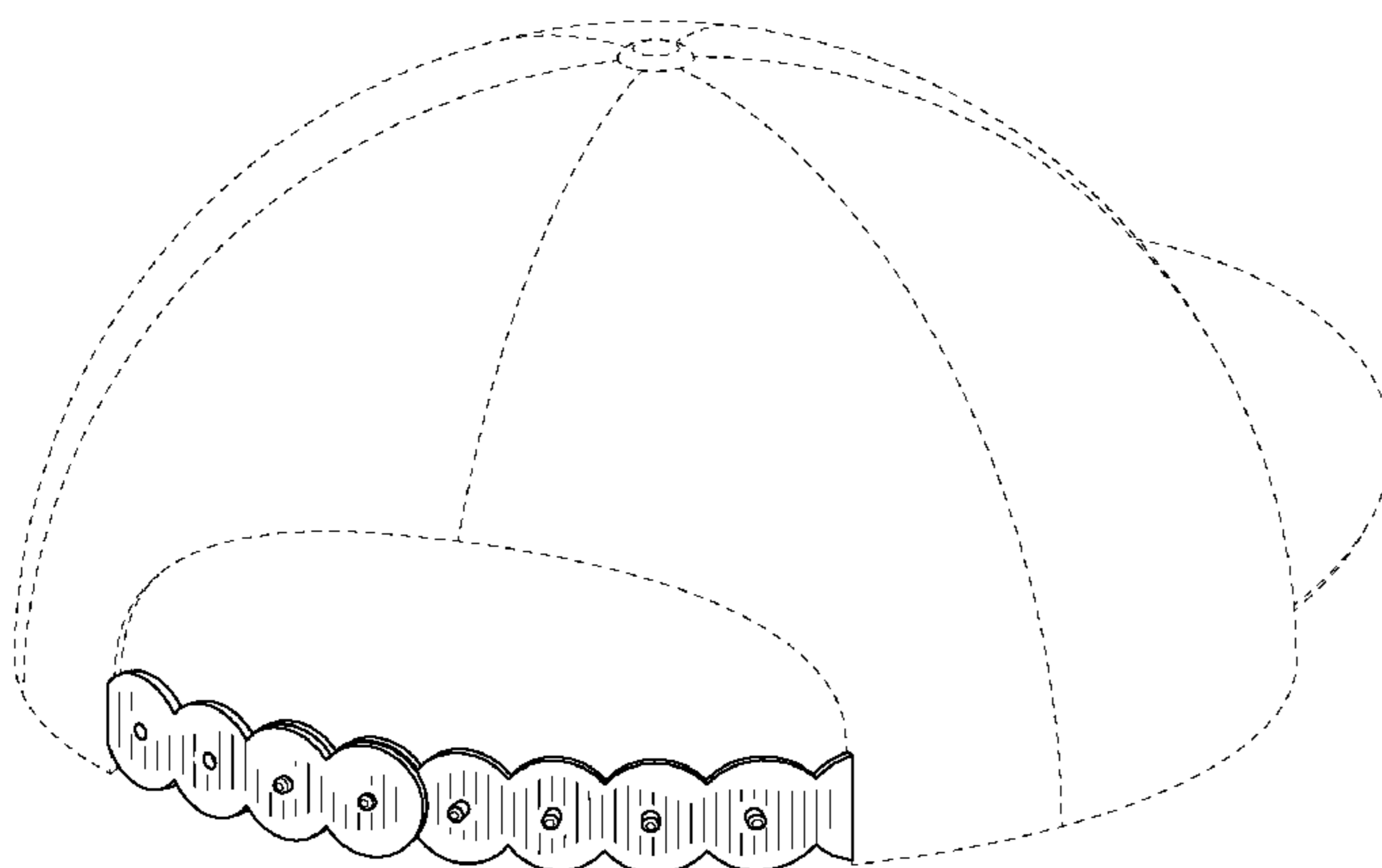
(57) **CLAIM**

The ornamental design for a snapback-style size adjustment strap, as shown and described.

DESCRIPTION

FIG. 1 is a front perspective view of a snapback-style size adjustment strap in use;
FIG. 2 is a front perspective view thereof;
FIG. 3 is a front elevation view thereof;
FIG. 4 is a rear elevation view thereof;
FIG. 5 is a left side elevation view thereof;
FIG. 6 is a right side elevation view thereof;
FIG. 7 is a top plan view thereof; and,
FIG. 8 is a bottom plan view thereof.
The broken lines shown in the drawings that illustrate a hat form no part of the claimed design.

1 Claim, 3 Drawing Sheets



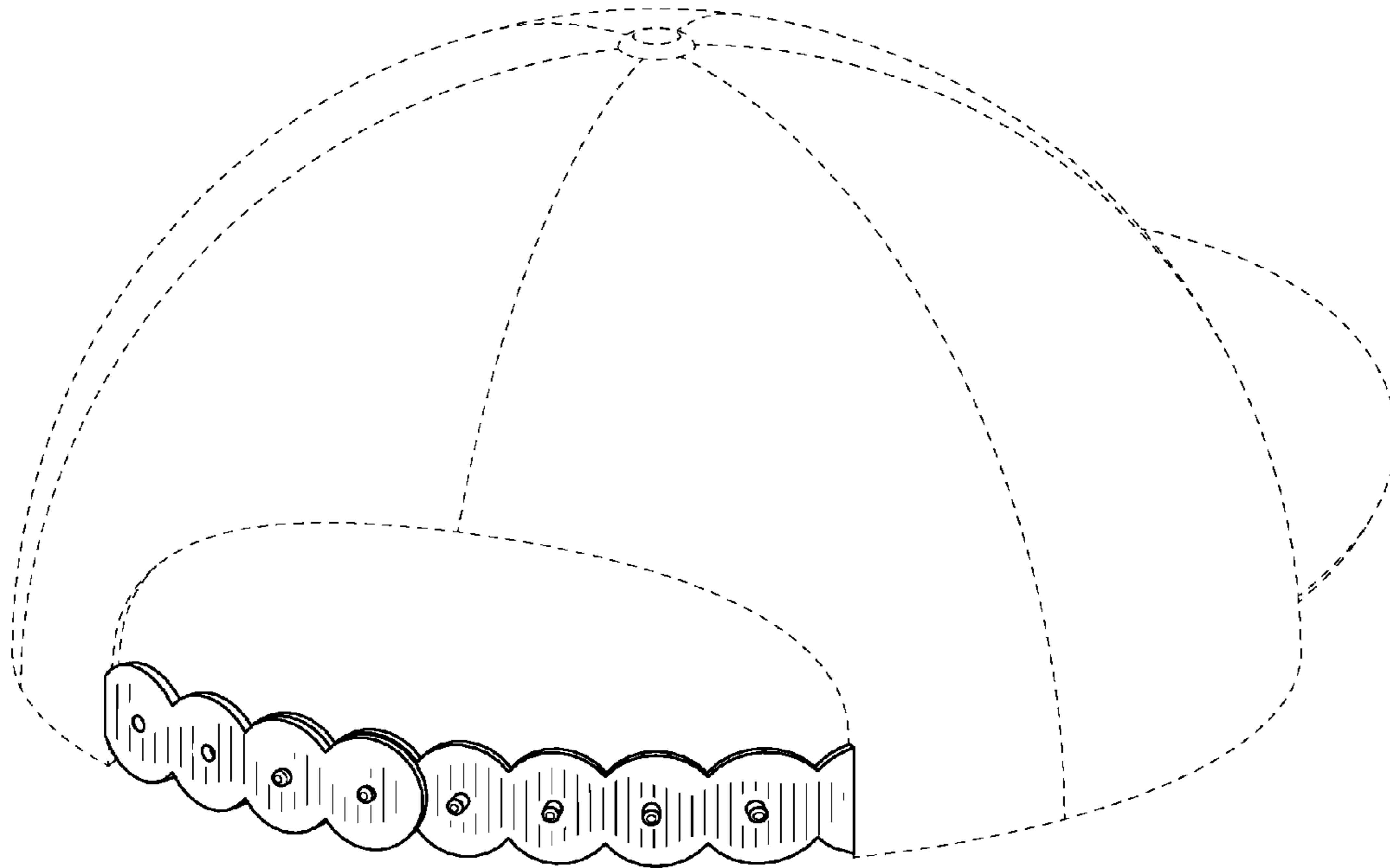


FIG. 1

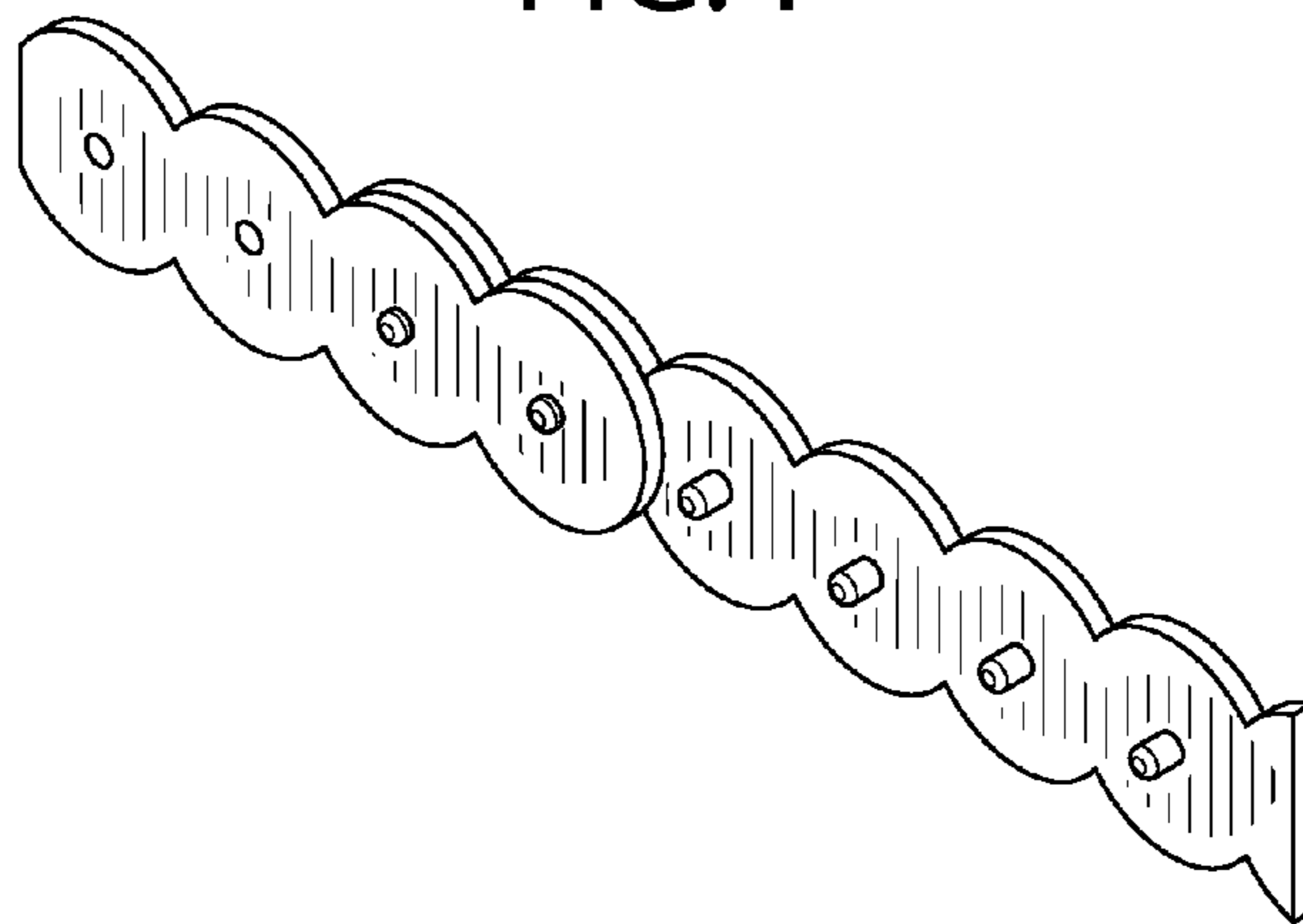


FIG. 2

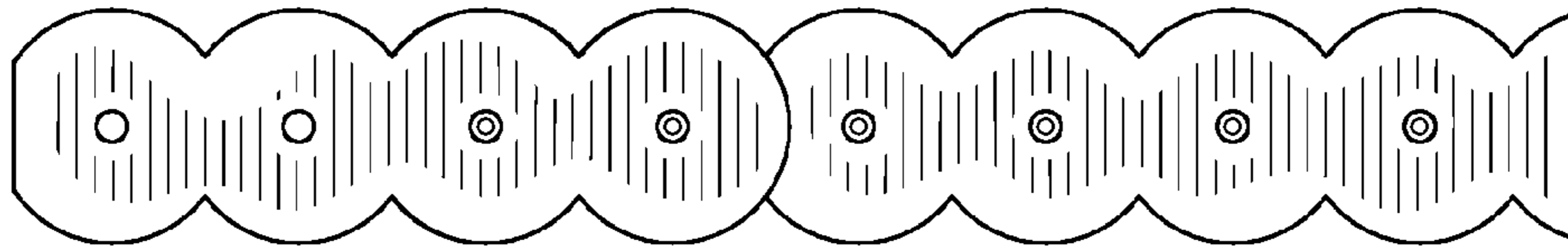


FIG. 3

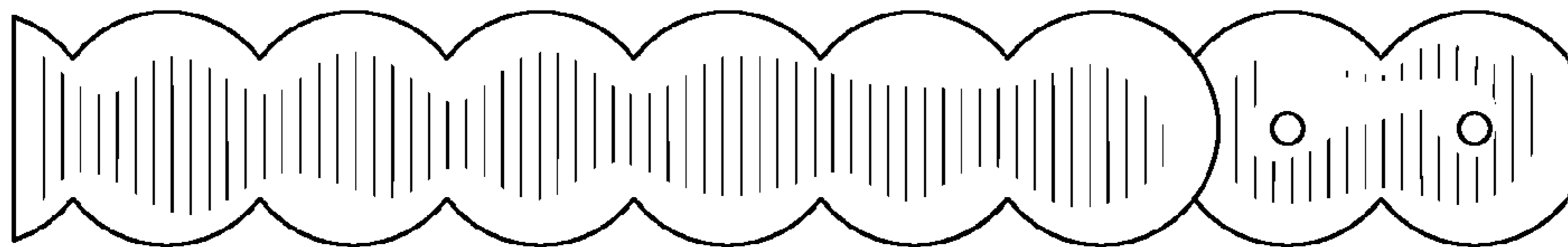


FIG. 4

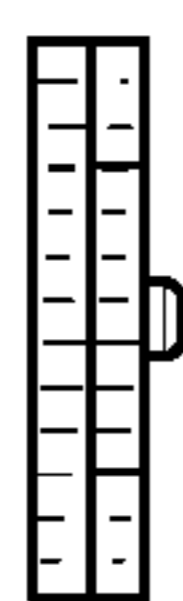


FIG. 5



FIG. 6

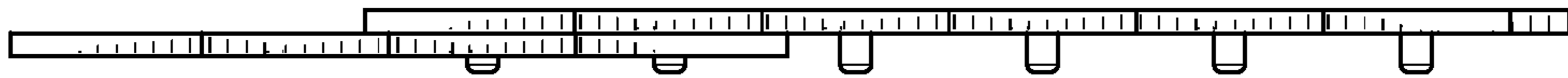


FIG. 7



FIG. 8