

US00D753351S

(12) **United States Design Patent**
Anderson

(10) **Patent No.:** **US D753,351 S**

(45) **Date of Patent:** **** Apr. 5, 2016**

(54) **THROWABLE ANIMAL TOY**
(71) Applicant: **DOSKOCIL MANUFACTURING COMPANY, INC.**, Arlington, TX (US)
(72) Inventor: **Norman Anderson**, Brooklyn, NY (US)
(73) Assignee: **DOSKOCIL MANUFACTURING COMPANY, INC.**, Arlington, TX (US)

6,468,123 B1 * 10/2002 Valencia 446/48
D513,545 S * 1/2006 Byrne D30/160
D548,409 S * 8/2007 Renforth et al. D30/160
D569,562 S * 5/2008 Nazimek D30/160
7,976,355 B2 * 7/2011 McAnulty 446/46
D673,335 S * 12/2012 Burger D30/160
D680,280 S * 4/2013 Nielsen D30/160
2012/0152180 A1 * 6/2012 McCann 119/707

* cited by examiner

(**) Term: **14 Years**

Primary Examiner — Cathy Anne MacCormac

(21) Appl. No.: **29/482,531**

(74) *Attorney, Agent, or Firm* — Global IP Counselors, LLP

(22) Filed: **Feb. 19, 2014**

(57) **CLAIM**

(51) **LOC (10) Cl.** **30-99**

The ornamental design for a throwable animal toy, as shown and described.

(52) **U.S. Cl.**
USPC **D30/160**

DESCRIPTION

(58) **Field of Classification Search**
USPC D30/160; 119/702, 706-711; 446/46, 446/48; 473/589
CPC A01K 15/00; A01K 15/02; A01K 15/025; A01K 29/00; A63B 65/10; A63B 67/06; A63H 27/00
See application file for complete search history.

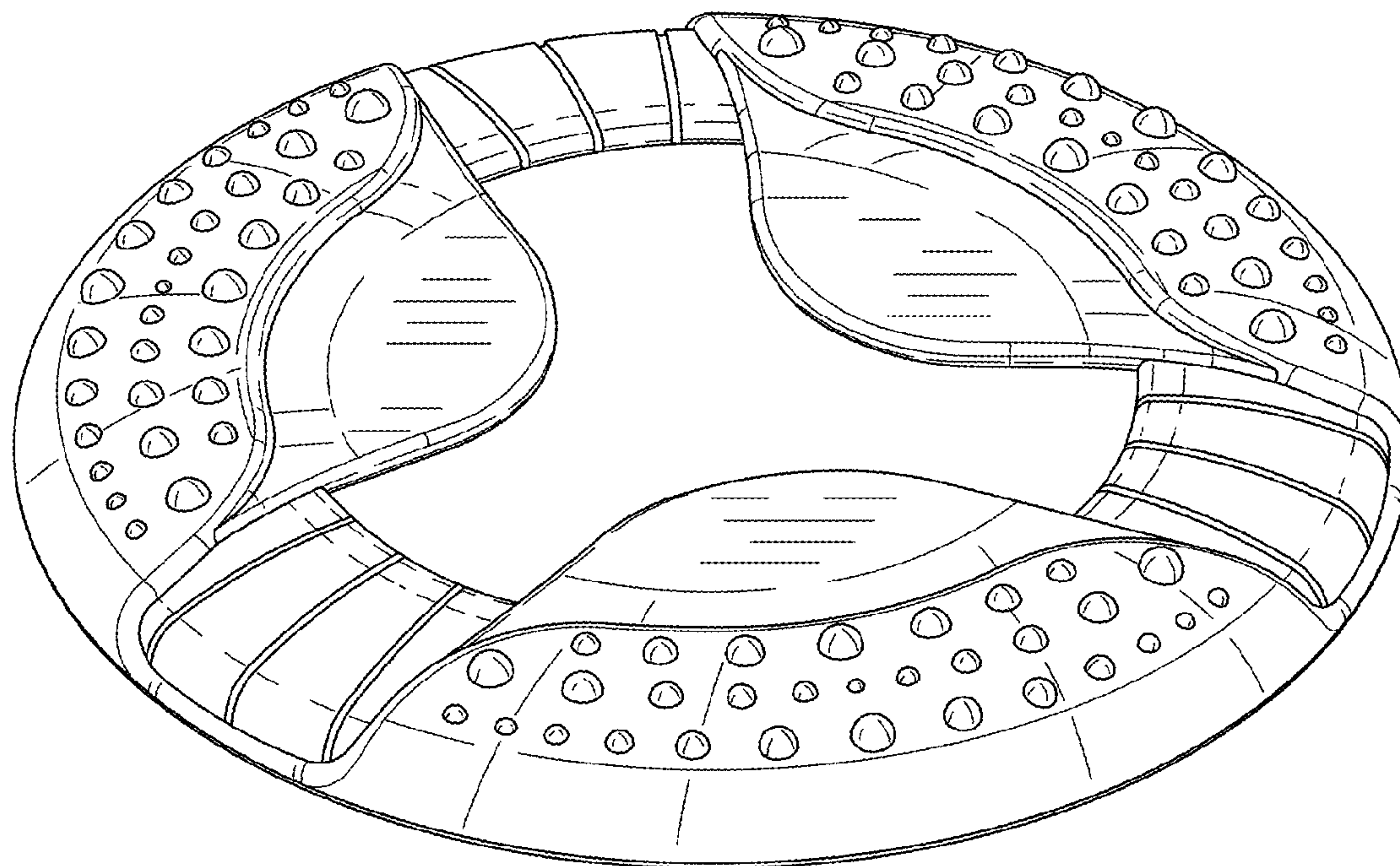
FIG. 1 is a top perspective view of the throwable animal toy; FIG. 2 is a top plan view thereof; FIG. 3 is a front elevational view thereof; FIG. 4 is a left side elevational view thereof; FIG. 5 is a right side elevational view thereof; FIG. 6 is a rear elevational view thereof; and, FIG. 7 is a bottom plan view thereof. The broken lines depict environmental subject matter and form no part of the claimed design.

(56) **References Cited**

U.S. PATENT DOCUMENTS

4,063,382 A * 12/1977 McCallum 446/48
5,340,347 A * 8/1994 Yenerich 446/48

1 Claim, 4 Drawing Sheets



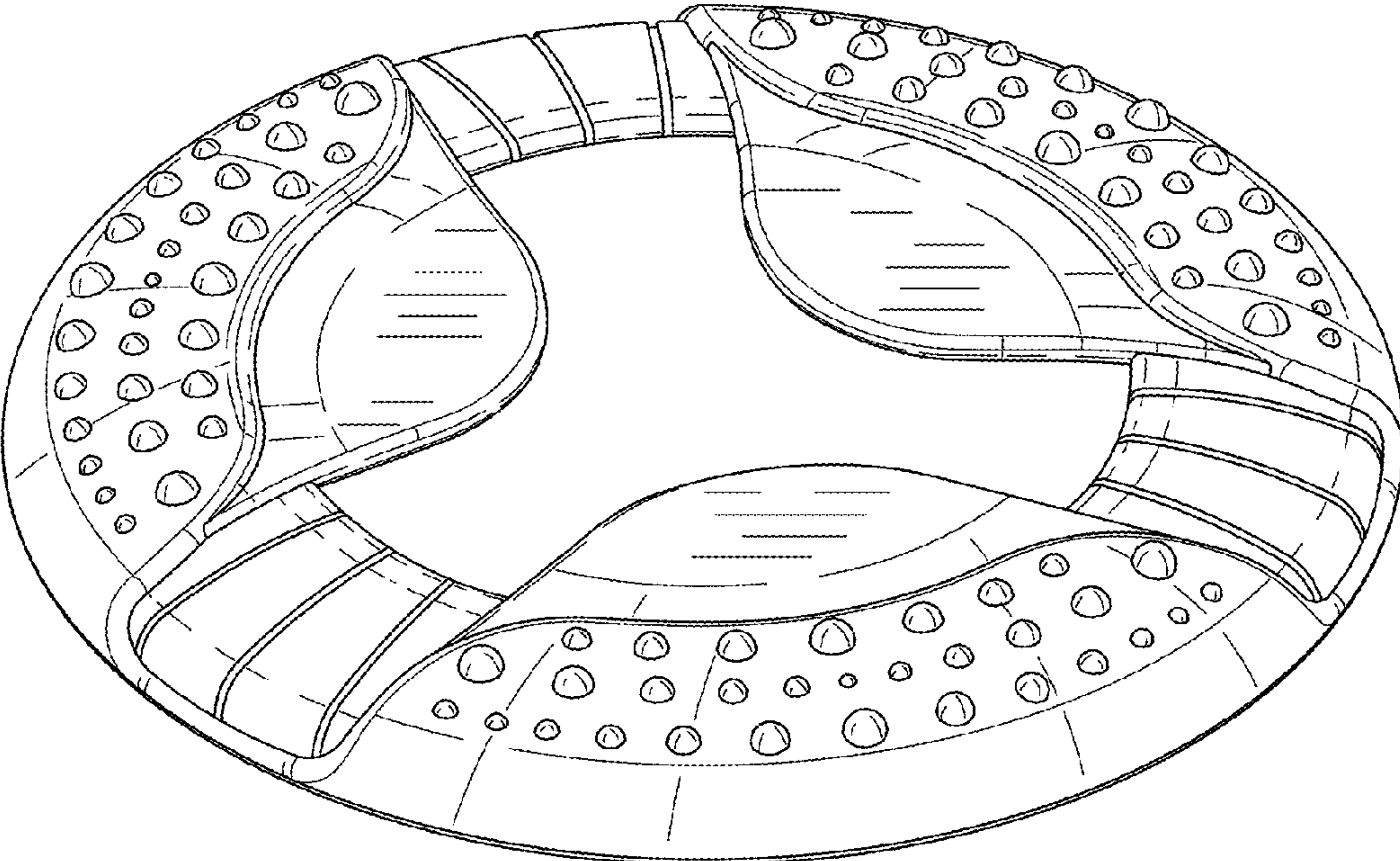


FIG. 1

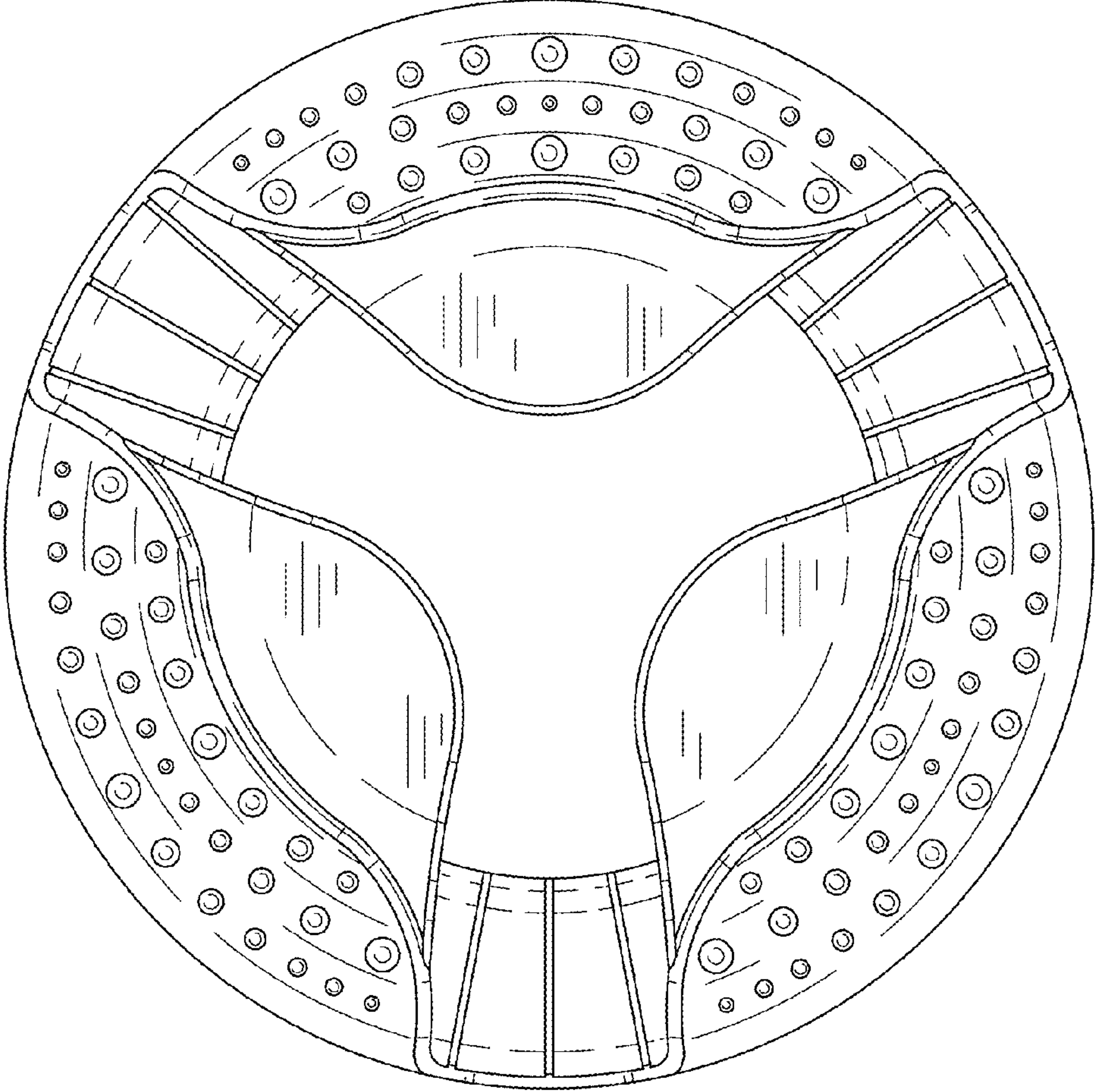


FIG. 2

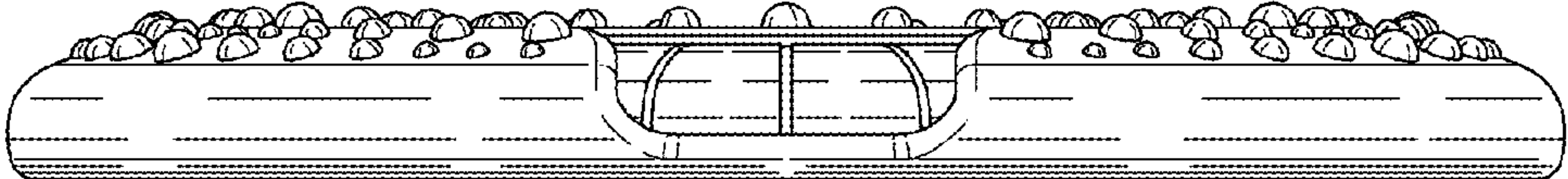


FIG. 3

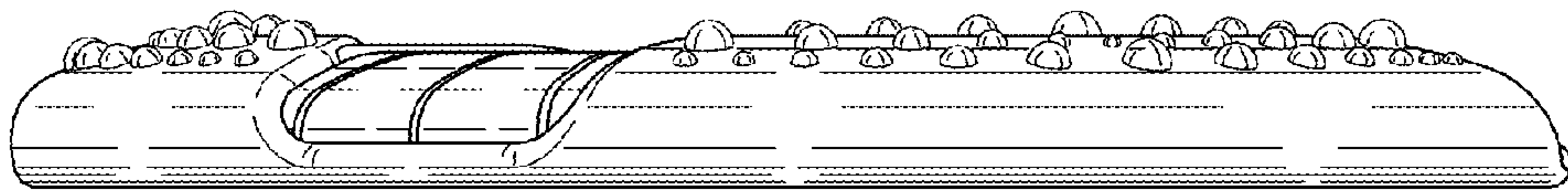


FIG. 4

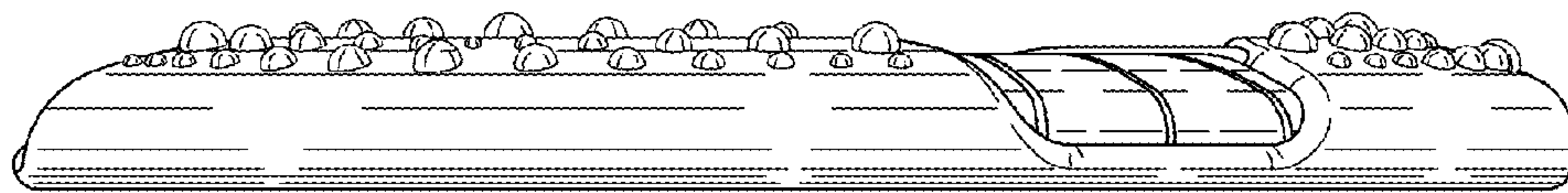


FIG. 5

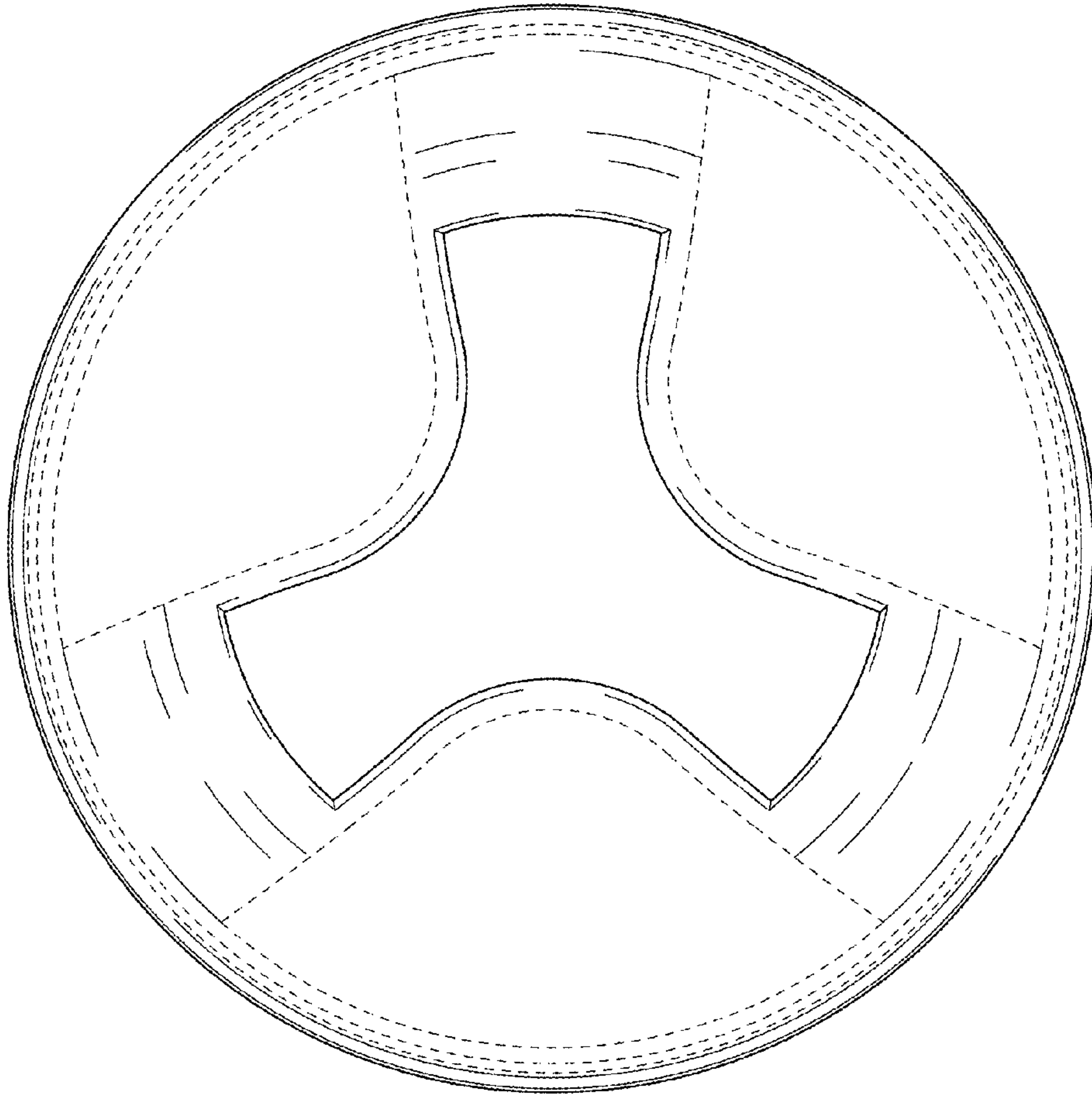


FIG. 7

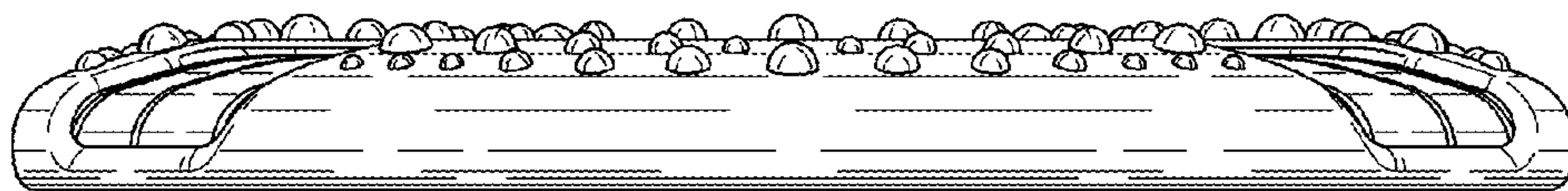


FIG. 6