



US00D753344S

(12) **United States Design Patent**
Kantor

(10) **Patent No.:** **US D753,344 S**
(45) **Date of Patent:** **** Apr. 5, 2016**

(54) **STRETCHABLE BAND FOR USE ON ARMS,
LEGS, NECKS, WAISTS WITH
INTERCHANGEABLE OUTER BAND**

6,755,800 B2 * 6/2004 Weaver et al. 602/62
6,807,680 B2 * 10/2004 Slood 2/16
D511,450 S * 11/2005 Seth D8/396

(Continued)

(71) Applicant: **Barbara Kantor**, Boulder, CO (US)

OTHER PUBLICATIONS

(72) Inventor: **Barbara Kantor**, Boulder, CO (US)

[https://www.google.com/search?q=reflective+bands&hl=en&biw=1920&bih=1118&source=Int&tbs=cd:3A1%2Ccd_min%3A10%2F5%2F2008%2Ccd_max%3A10%2F5%2F2011&tbm=isch#imgc=9wN2LoPX-5D4aM%3A\(band\).*](https://www.google.com/search?q=reflective+bands&hl=en&biw=1920&bih=1118&source=Int&tbs=cd:3A1%2Ccd_min%3A10%2F5%2F2008%2Ccd_max%3A10%2F5%2F2011&tbm=isch#imgc=9wN2LoPX-5D4aM%3A(band).*)

(**) Term: **14 Years**

Primary Examiner — Randall Gholson

(21) Appl. No.: **29/434,105**

(22) Filed: **Oct. 9, 2012**

(57) **CLAIM**

(51) **LOC (10) Cl.** **29-02**

The ornamental design for a stretchable band for use on arms, legs, necks, waists with interchangeable outer band, as shown and described.

(52) **U.S. Cl.**

DESCRIPTION

USPC **D29/101.1**

(58) **Field of Classification Search**

USPC D29/122, 101.1, 101.3, 101.4, 101.2;
D2/717, 840, 841, 844, 847, 849, 830,
D2/834, 853; 2/106, 115, 116, 456;
D3/318; D11/200, 210, 95, 96;
359/515–519; 362/103; D5/99;
428/187

FIG. 1 is a perspective view showing my new design for a stretchable band for use on arms, legs, necks, waist with interchangeable outer band shown in a use environment showing how the bands attach and detach;

FIG. 2 is an alternate perspective view thereof showing the stretchable band for use on arms, legs, necks, waist with interchangeable outer band in a closed position;

CPC A44C 5/00; A44C 5/0053

See application file for complete search history.

FIG. 3 is an alternate embodiment of my new design for a stretchable band for use on arms, legs, necks, waist with interchangeable outer band showing a stretchable looped surface inner band with square edges with an optional logo;

FIG. 4 is an alternate embodiment of my new design for a stretchable band for use on arms, legs, necks, waist with interchangeable outer band showing a stretchable looped surface inner band with rounded edges; and,

(56) **References Cited**

U.S. PATENT DOCUMENTS

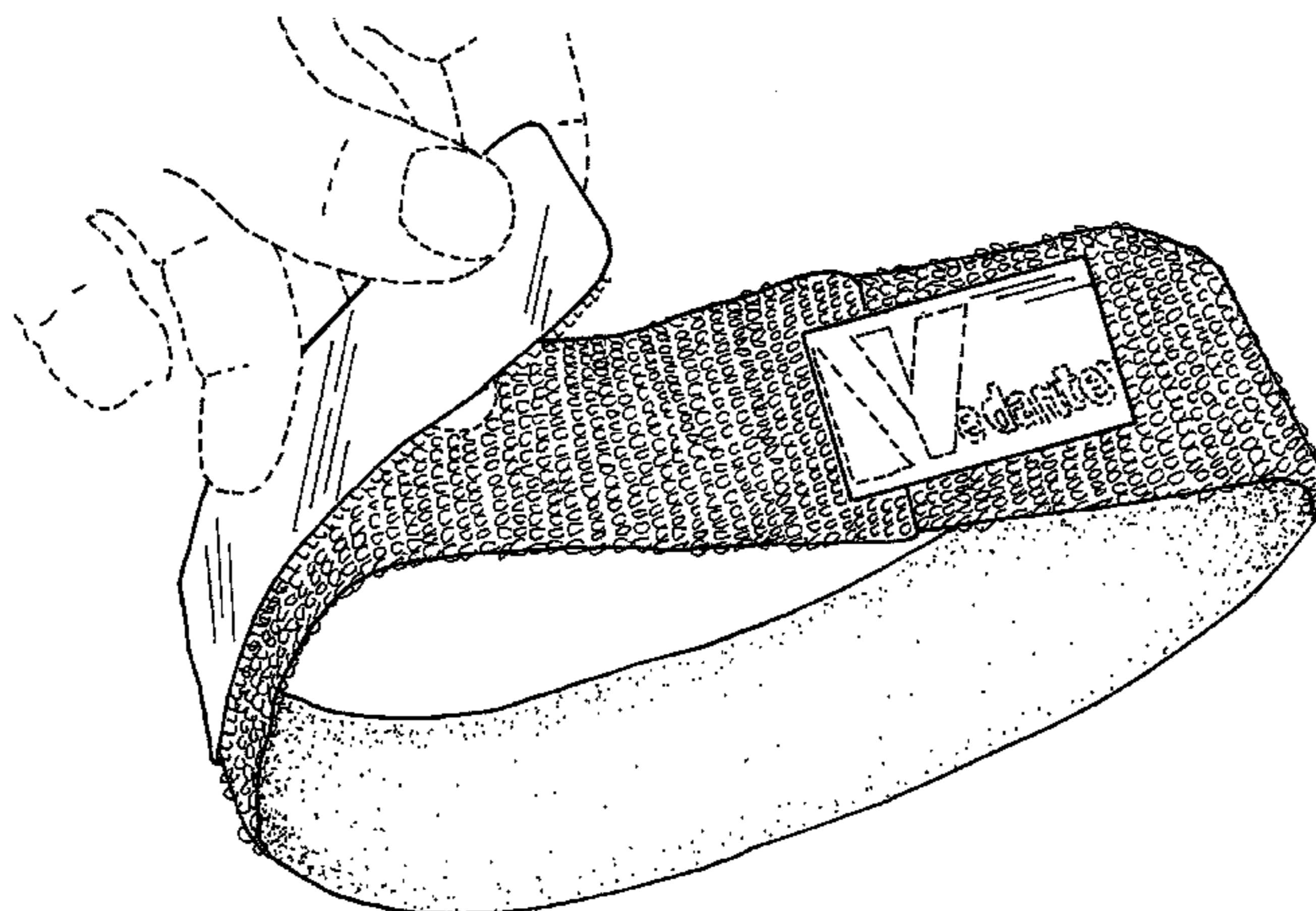
D255,717	S	*	7/1980	Levine	D24/190
4,499,741	A	*	2/1985	Harris	66/171
5,142,743	A	*	9/1992	Hahn	24/16 R
5,193,026	A	*	3/1993	Purvis et al.	359/516
5,214,874	A	*	6/1993	Faulkner	43/25.2
D389,244	S	*	1/1998	Dunshee et al.	D24/189
D390,492	S	*	2/1998	Riley	D11/5
5,738,398	A	*	4/1998	Miano	294/166
5,971,947	A	*	10/1999	McNally et al.	602/62
6,077,242	A	*	6/2000	Falk et al.	602/62
6,081,925	A	*	7/2000	Reiber	2/125
D433,227	S	*	11/2000	Evans	D3/218
D435,911	S	*	1/2001	Yeager	D24/206
D453,366	S	*	2/2002	French	D21/774
6,349,493	B1	*	2/2002	Newman et al.	40/633
D462,772	S	*	9/2002	Lamping et al.	D24/190

FIG. 5 is an alternate embodiment of my new design for a stretchable band for use on arms, legs, necks, waist with interchangeable outer band showing hook closure that is the same width as the inner band as seen from the back side of the inner stretchable band.

The broken lines shown in the drawings show unclaimed environment and subject matter only and form no part of the claimed design.

The logo "Vedante" is a registered trademark of Vedante Corp.

1 Claim, 4 Drawing Sheets



(56)

References Cited

U.S. PATENT DOCUMENTS

7,096,544 B2 * 8/2006 Lusardi 24/306
D548,129 S * 8/2007 Fineide D11/5
D555,326 S * 11/2007 Brown D2/602
D556,330 S * 11/2007 Auerbach et al. D24/190
D558,427 S * 1/2008 Solin D2/627

7,316,358 B2 * 1/2008 Kotik et al. 235/492
7,393,336 B2 * 7/2008 Sloom 602/60
D587,909 S * 3/2009 Carlson D5/63
D600,154 S * 9/2009 Ali et al. D11/5
D636,881 S * 4/2011 Clemens et al. D24/189
8,109,021 B2 * 2/2012 Jain et al. 40/633
8,458,864 B1 * 6/2013 Patton et al. 24/306
D714,672 S * 10/2014 Park et al. D11/3

* cited by examiner

FIG 1

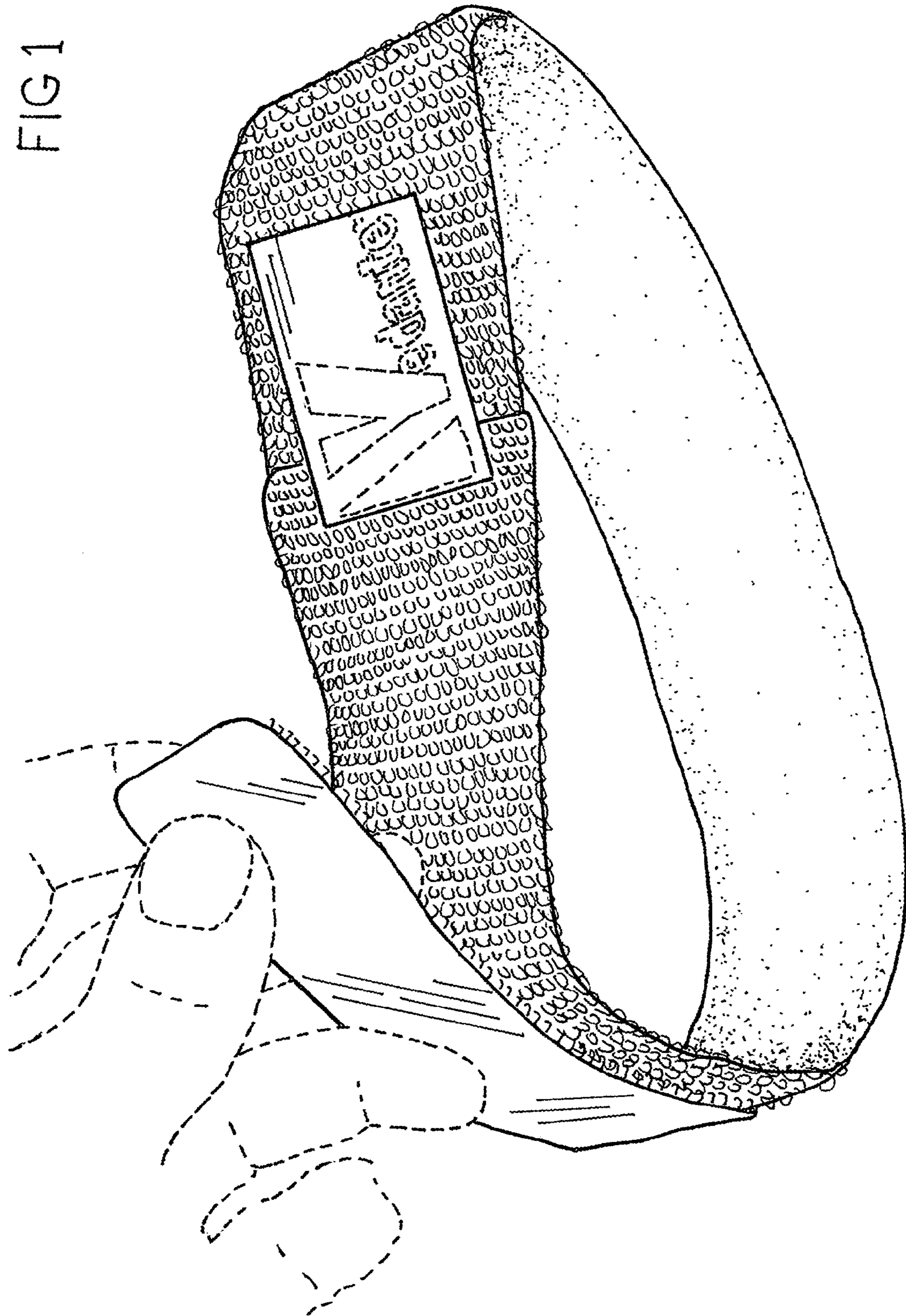


FIG 2

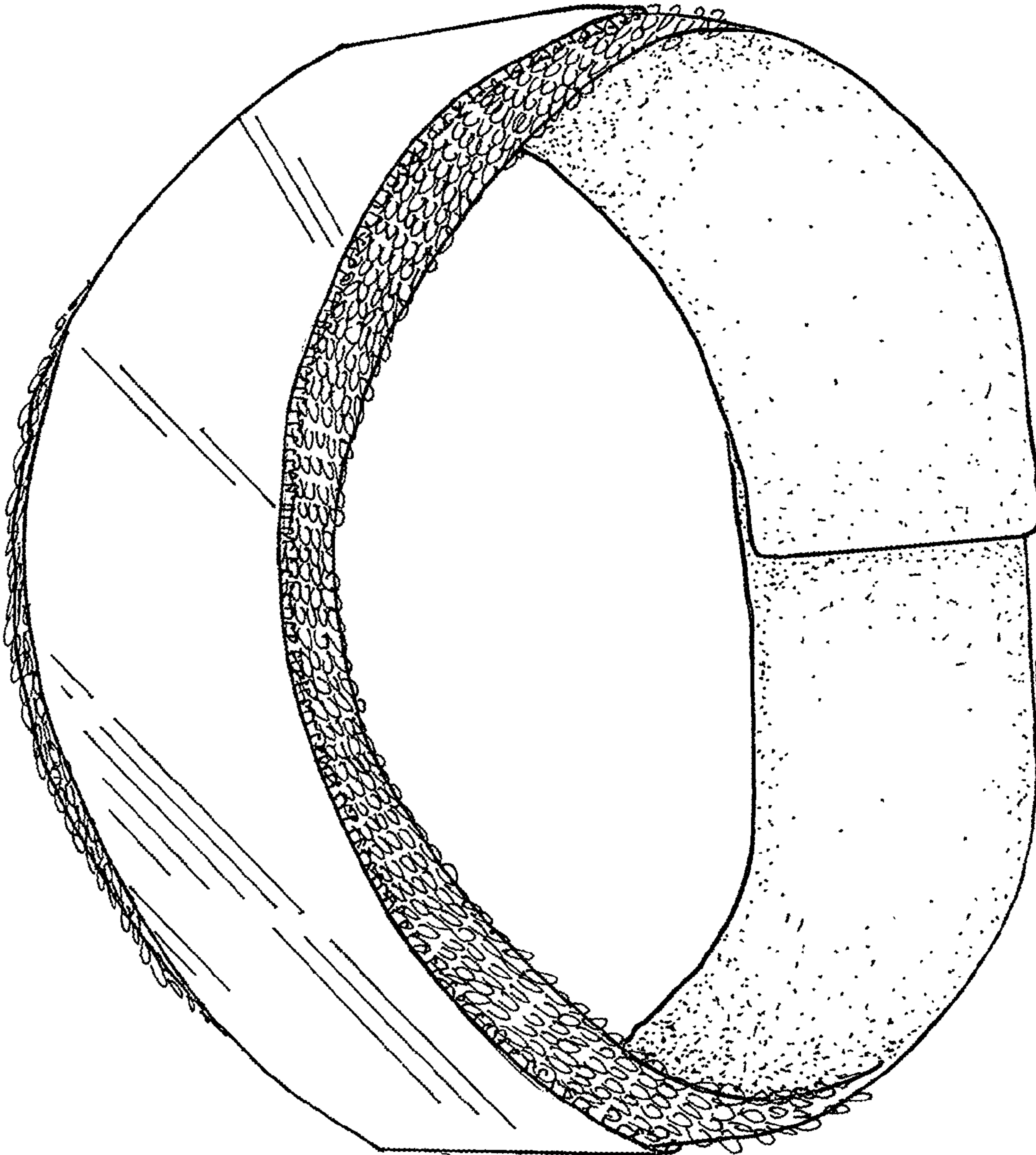


FIG 3



FIG 4




FIG 5

