

US00D753332S

(12) **United States Design Patent**
De Bevilacqua

(10) **Patent No.:** **US D753,332 S**

(45) **Date of Patent:** **** Apr. 5, 2016**

(54) **STANDING LAMP**

(71) Applicant: **ARTEMIDE S.p.A.**, Milan (IT)

(72) Inventor: **Carlotta De Bevilacqua**, Milan (IT)

(73) Assignee: **Artemide S.p.A.**, Milan (IT)

(**) Term: **14 Years**

(21) Appl. No.: **29/508,085**

(22) Filed: **Nov. 3, 2014**

Related U.S. Application Data

(62) Division of application No. 29/434,287, filed on Oct. 11, 2012, now Pat. No. Des. 716,993.

(30) **Foreign Application Priority Data**

Apr. 12, 2012 (EM) 001321962

(51) **LOC (10) Cl.** **26-03**

(52) **U.S. Cl.**
USPC **D26/106**

(58) **Field of Classification Search**
USPC D26/1, 24, 93, 95, 104, 106, 110
CPC F21S 6/00; F21S 6/002; F21S 8/00;
F21S 8/08; F21V 31/00; F21V 21/02; F21W
2131/10; F21W 2131/30
See application file for complete search history.

(56) **References Cited**

U.S. PATENT DOCUMENTS

3,609,347 A *	9/1971	Kopenhaver	362/295
D328,799 S *	8/1992	Leonard	D26/104
D373,000 S *	8/1996	Brady	D26/68
D619,294 S *	7/2010	Sabernig	D26/93
D701,981 S *	4/2014	Gates	D26/24

* cited by examiner

Primary Examiner — Brian N Vinson

(74) *Attorney, Agent, or Firm* — Robert Kinberg;
FisherBroyles LLP

(57) **CLAIM**

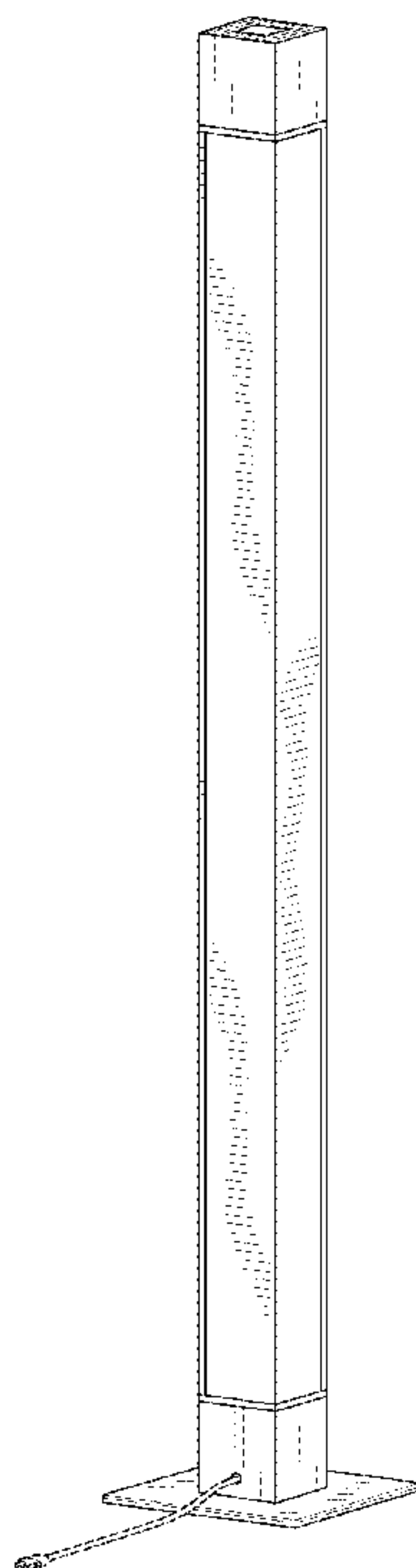
I claim the ornamental design for a standing lamp, as shown and described.

DESCRIPTION

FIG. 1 is a perspective view of a standing lamp, according to the invention;
FIG. 2 is a front view of a standing lamp, according to FIG. 1;
FIG. 3 is a rear view of a standing lamp, according to FIG. 2;
FIG. 4 is a right side view of a standing lamp, according to FIG. 2;
FIG. 5 is a left side view of a standing lamp, according to FIG. 2;
FIG. 6 is a top view of a standing lamp, according to FIG. 2;
and,
FIG. 7 is a bottom view of a standing lamp, according to FIG. 2.

Dashed lines in the drawings reflect environment structure that forms no part of the claimed design.

1 Claim, 4 Drawing Sheets



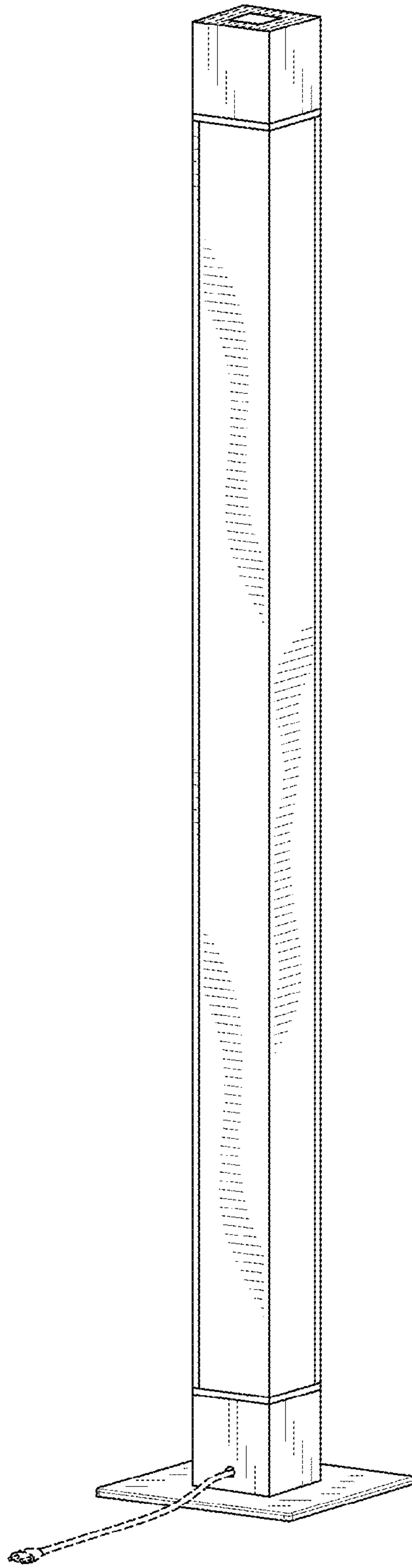


FIG. 1

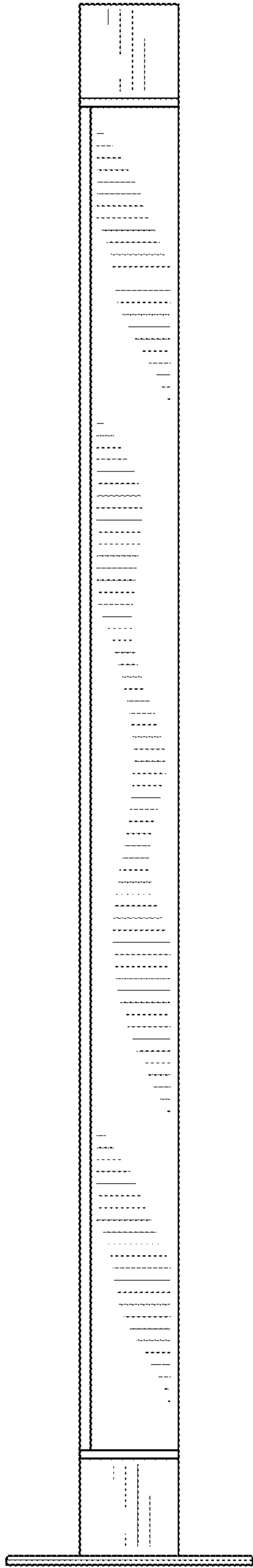


FIG. 2

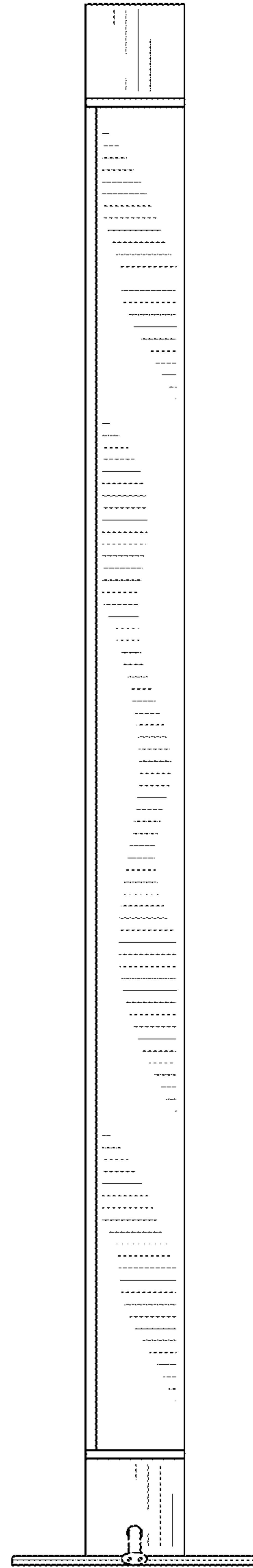


FIG. 3




FIG. 4

FIG. 5

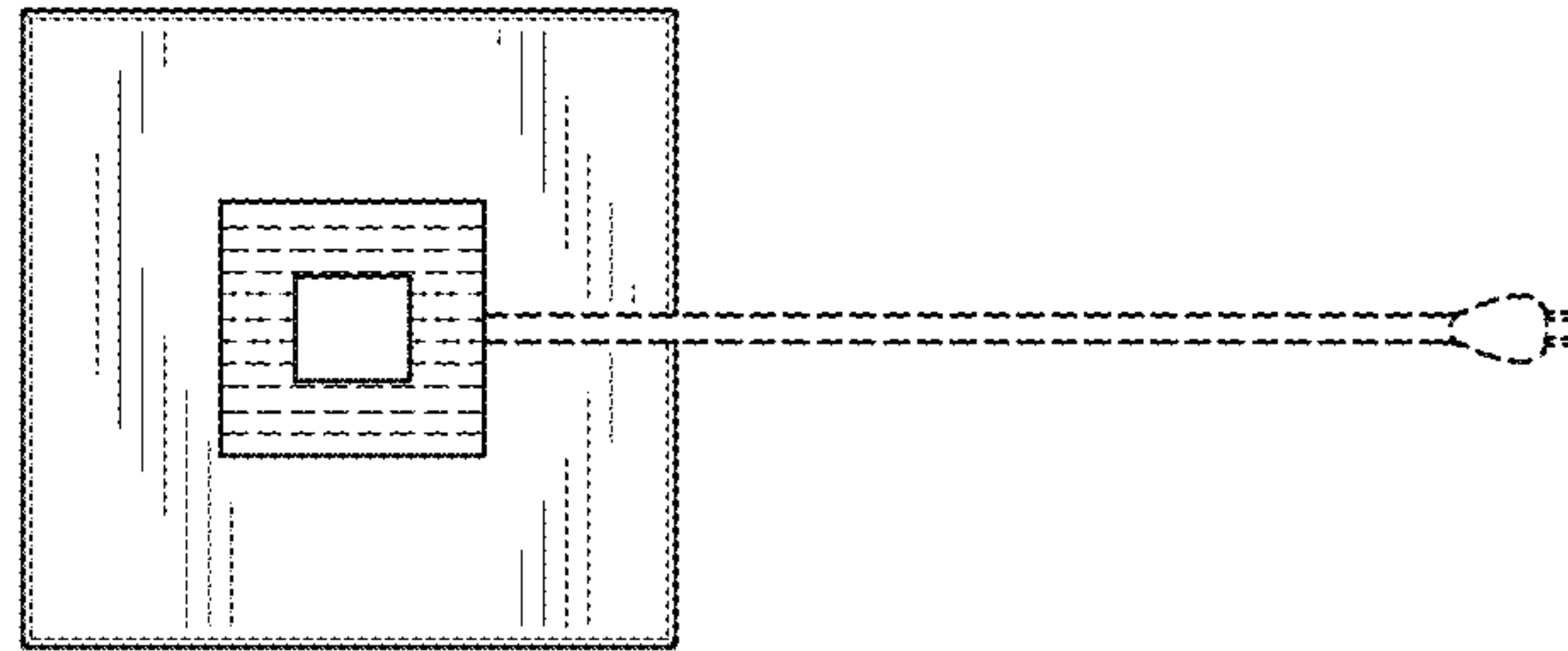


FIG. 6

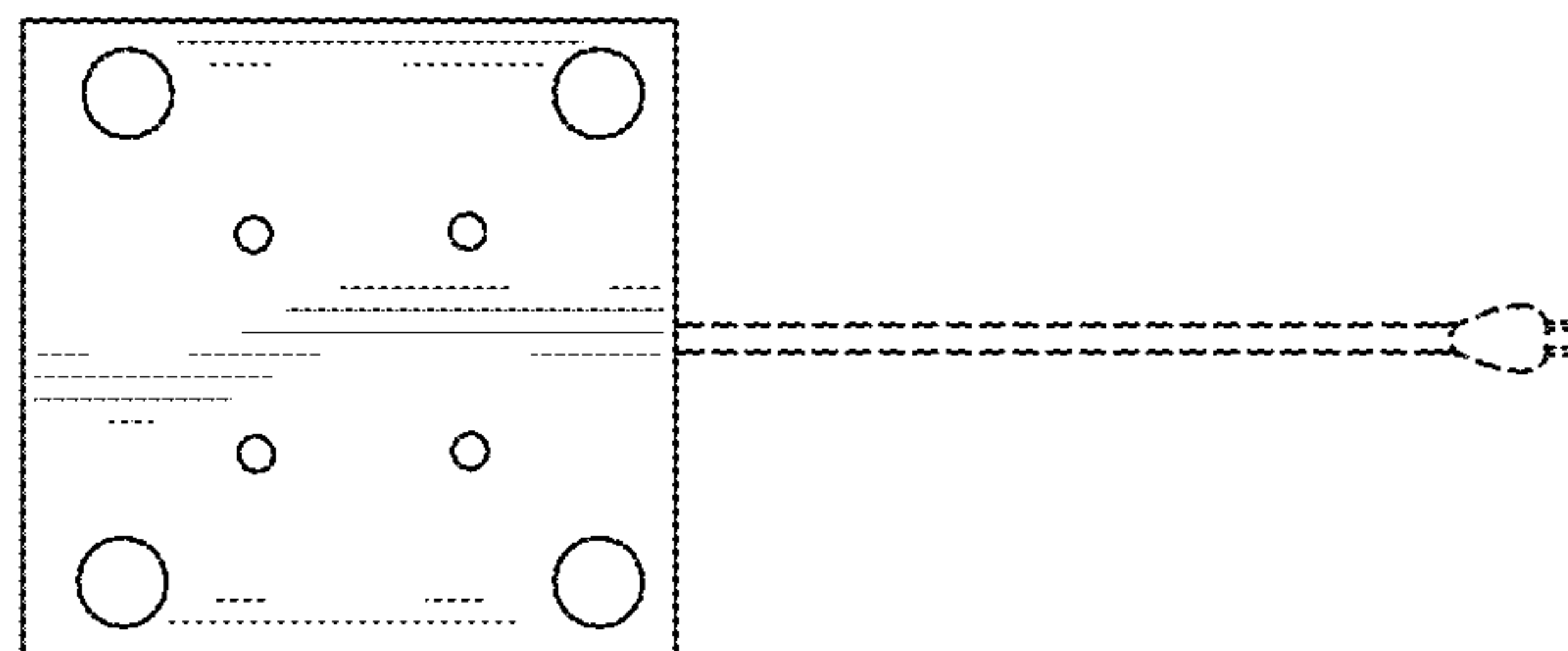


FIG. 7