



US00D753320S

(12) **United States Design Patent**  
**Gooden et al.**

(10) **Patent No.:** **US D753,320 S**

(45) **Date of Patent:** **\*\* Apr. 5, 2016**

(54) **SUPPORT CELL UNDER A LOAD BEARING FEATURE**

(56) **References Cited**

U.S. PATENT DOCUMENTS

(71) Applicants: **Benjamin Douglas Gooden**, Singleton, NSW (AU); **Rebecca Grace Gooden**, Singleton, NSW (AU)

D272,473	S	*	1/1984	Larsson	.....	D25/133
D411,722	S	*	6/1999	Grimes	.....	D8/1
D442,704	S	*	5/2001	Lee	.....	D25/118
D557,830	S	*	12/2007	Lee	.....	D25/199
D571,024	S	*	6/2008	Lee	.....	D25/199
D652,952	S	*	1/2012	Angel	.....	D25/113
D657,069	S	*	4/2012	Brazier	.....	D25/113
D666,481	S	*	9/2012	Wong	.....	D8/354
D671,807	S	*	12/2012	Gooden	.....	D8/1
D685,924	S	*	7/2013	Lee et al.	.....	D25/118
D715,966	S	*	10/2014	Kim	.....	D25/115
2006/0193694	A1	*	8/2006	Lee	.....	405/16

(72) Inventors: **Benjamin Douglas Gooden**, Singleton (AU); **Ralph Lee**, Ingleburn (AU)

(73) Assignee: **STRATA INNOVATIONS PTY LIMITED**, Singleton, NSW (AU)

(\*\*) Term: **14 Years**

\* cited by examiner

(21) Appl. No.: **29/468,924**

*Primary Examiner* — Anhdao Doan

(74) *Attorney, Agent, or Firm* — Dowell & Dowell, PC

(22) Filed: **Oct. 4, 2013**

(57) **CLAIM**

The ornamental design for a support cell under a load bearing feature, as shown and described.

(30) **Foreign Application Priority Data**

Apr. 4, 2013 (AU) ..... 11624/2013

**DESCRIPTION**

(51) **LOC (10) Cl.** ..... **25-99**

FIG. 1 is a top perspective view of a support cell under a load bearing feature showing the new design;

(52) **U.S. Cl.**

USPC ..... **D25/199**; D25/114

FIG. 2 is a bottom perspective view thereof;

(58) **Field of Classification Search**

USPC ..... D25/113–118, 138, 164, 199; D21/484–491, 499–504; D8/1, 349, D8/354, 373; 47/39, 40.5, 42, 44

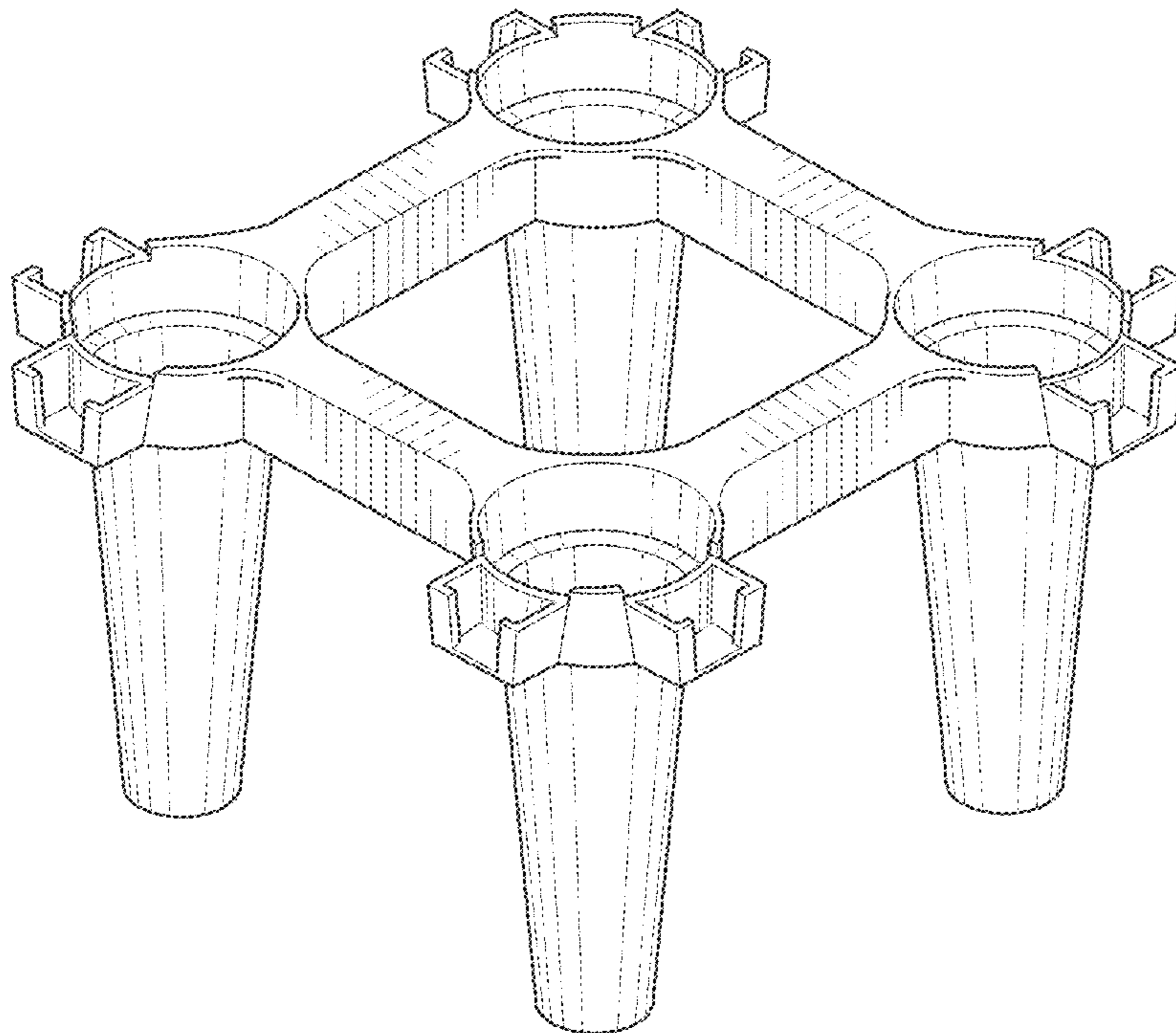
FIG. 3 is a top view thereof;

FIG. 4 is a bottom view thereof; and,

FIG. 5 is a side view thereof.  
The portions of the support cell under a load bearing feature shown in dotted lines form no part of the claimed design.

See application file for complete search history.

**1 Claim, 5 Drawing Sheets**



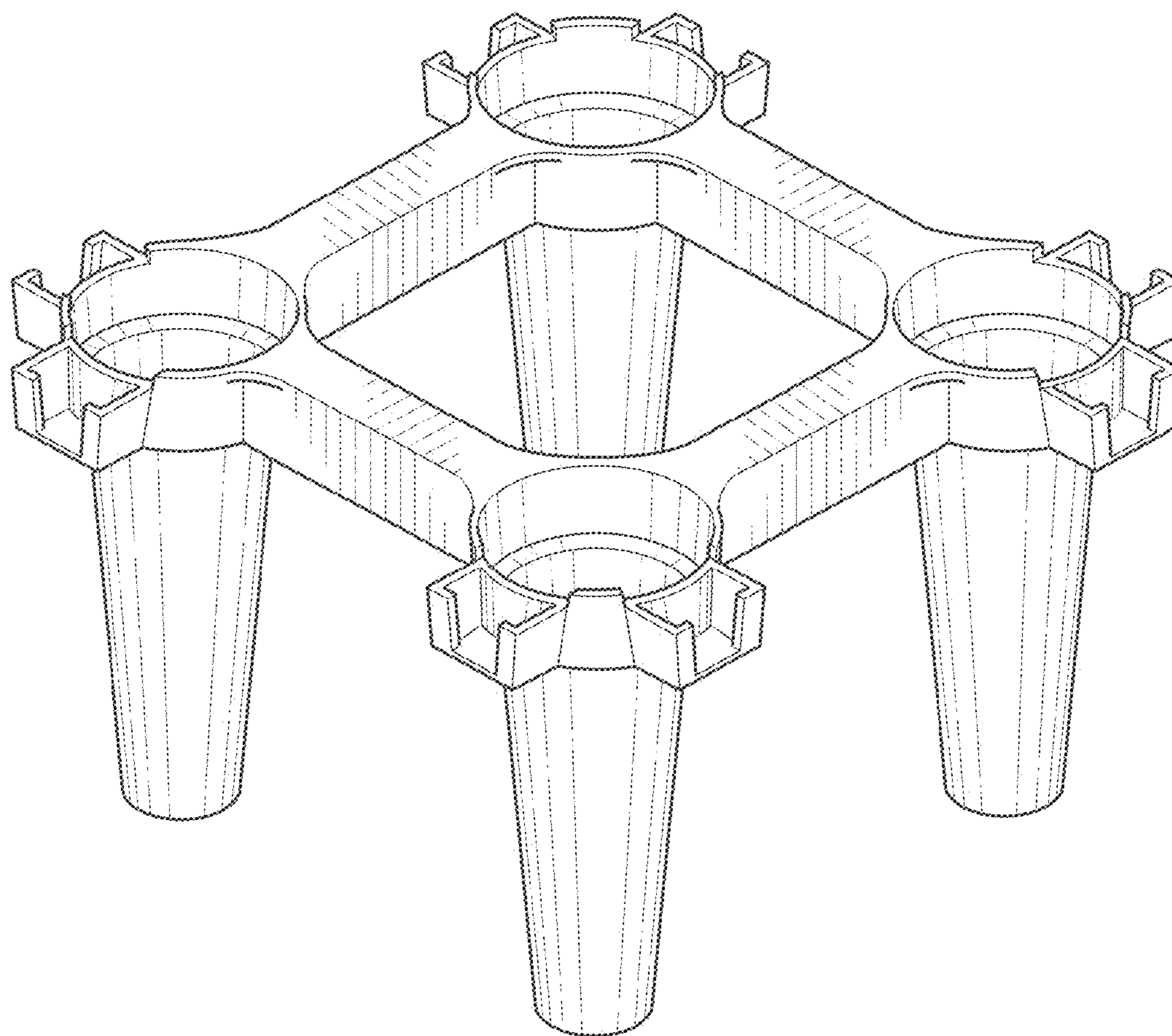


FIG. 1

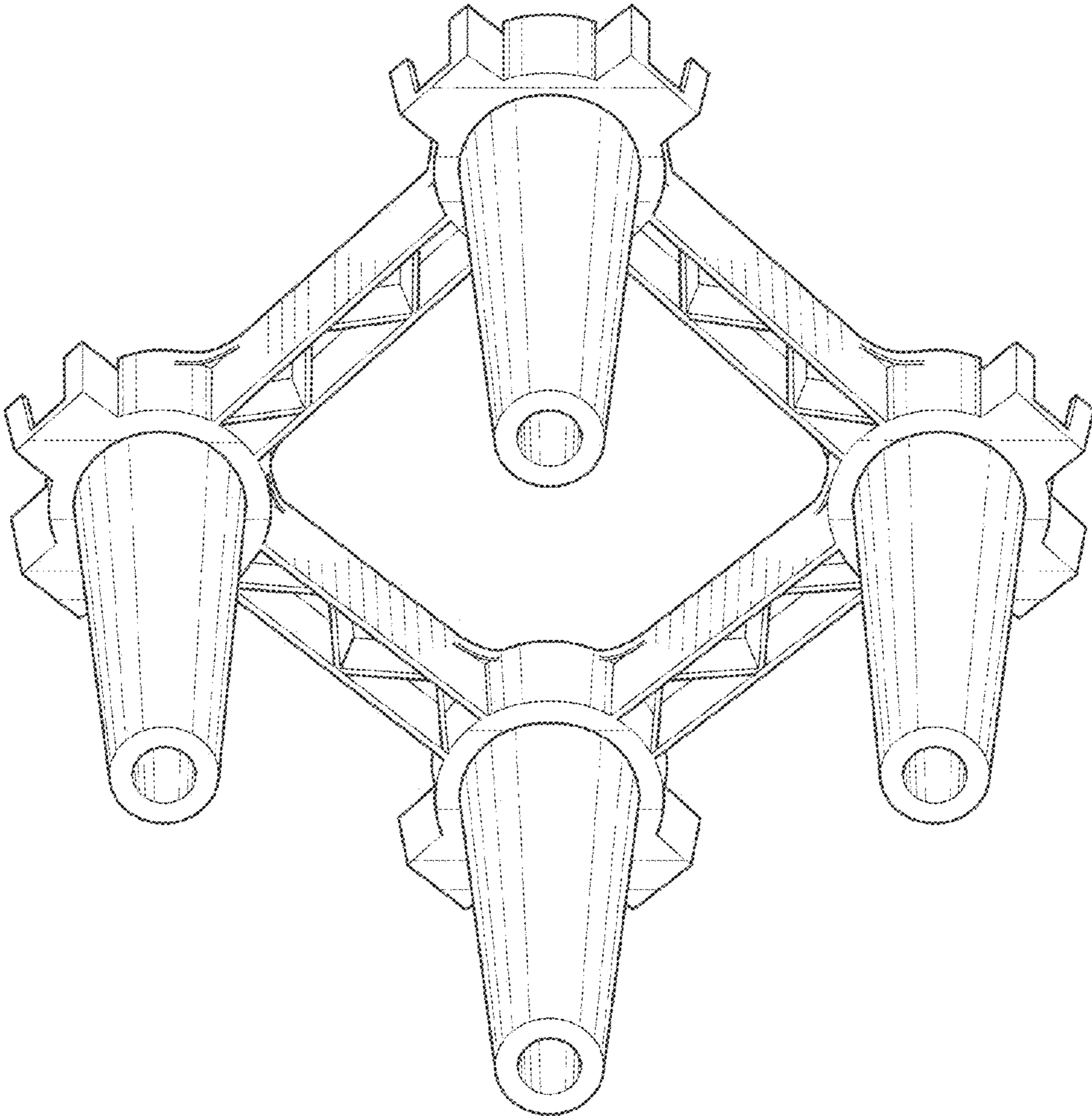


FIG. 2

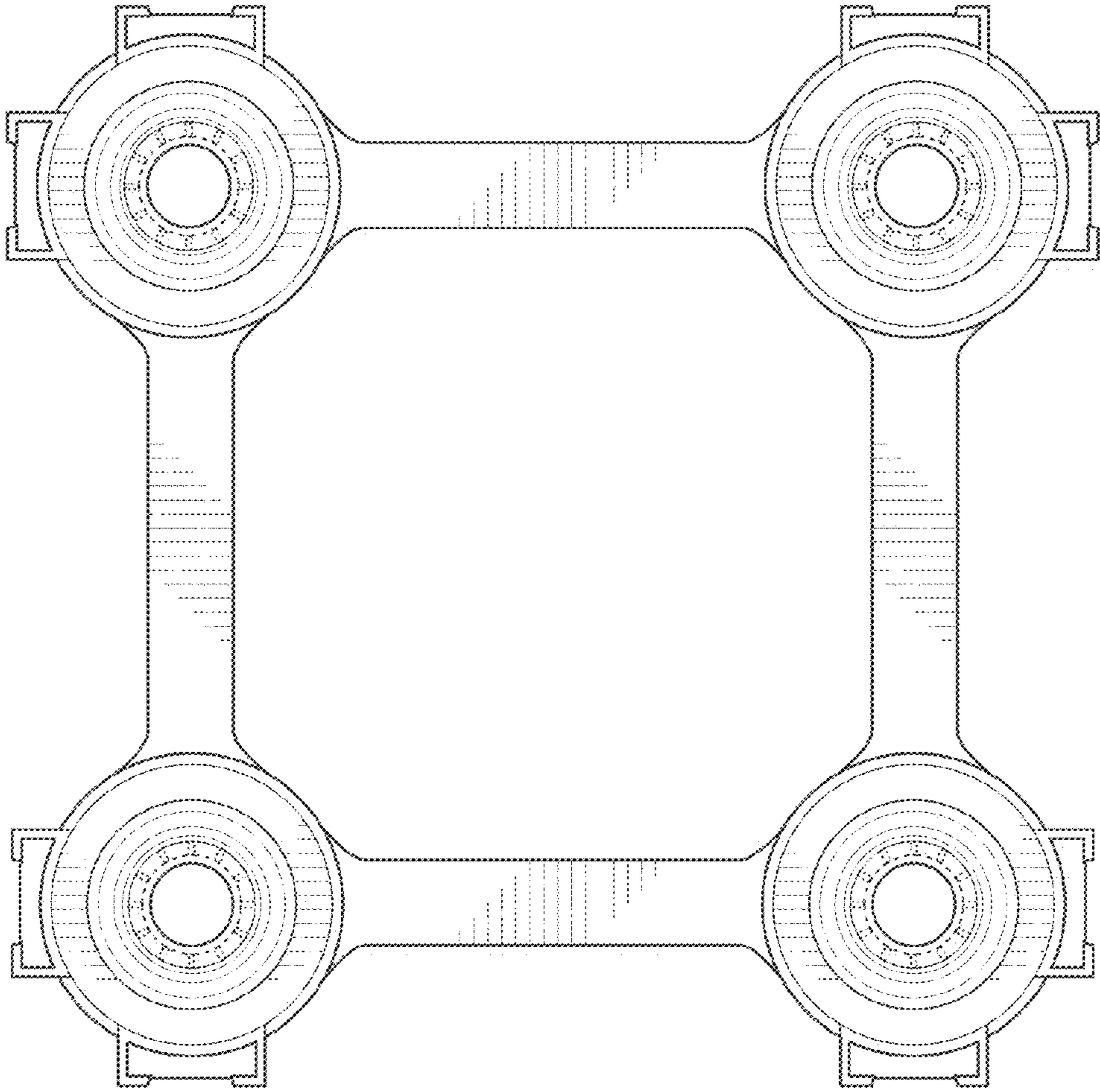


FIG. 3




FIG. 4

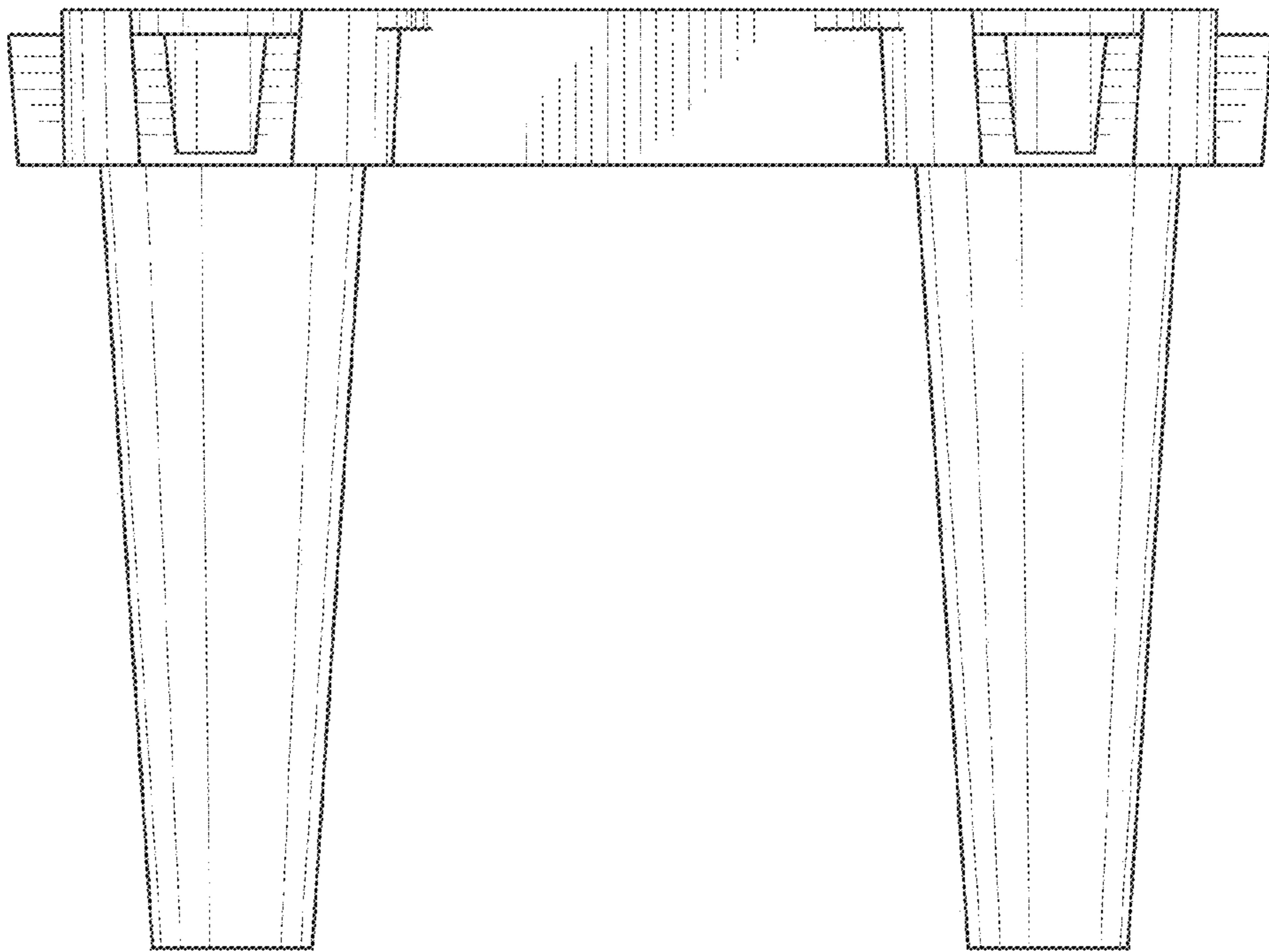


FIG. 5