



US00D753311S

(12) **United States Design Patent**
Long

(10) **Patent No.:** **US D753,311 S**

(45) **Date of Patent:** **** *Apr. 5, 2016**

(54) **ISOTHERMAL NUCLEIC ACID
AMPLIFICATION METER**

CPC G01N 27/07; G01N 33/54366; G01N
33/54373; G01N 35/025; G01N 33/558;
G01N 21/8483; A61B 5/026; C12M 1/3446;
A61K 38/00

(75) Inventor: **Nicholas D. Long**, Harrold (GB)

See application file for complete search history.

(73) Assignee: **Alere Switzerland GmbH**, Zug (CH)

(56) **References Cited**

(*) Notice: This patent is subject to a terminal disclaimer.

U.S. PATENT DOCUMENTS

(**) Term: **14 Years**

D91,630 S * 2/1934 Klein et al. D9/499
D141,214 S * 5/1945 Leichter D18/11
D185,929 S * 8/1959 Pitman D18/11
D245,152 S * 7/1977 Miller D9/432

(21) Appl. No.: **29/417,877**

(Continued)

(22) Filed: **Apr. 10, 2012**

Primary Examiner — T. Chase Nelson

Assistant Examiner — Mark Cavanna

(30) **Foreign Application Priority Data**

Oct. 12, 2011 (EM) 001298145-0001

(74) *Attorney, Agent, or Firm* — Foley & Hoag LLP

(51) **LOC (10) Cl.** **24-01**

(57) **CLAIM**

(52) **U.S. Cl.**

The ornamental design for an isothermal nucleic acid amplification meter, as shown and described.

USPC **D24/186**

(58) **Field of Classification Search**

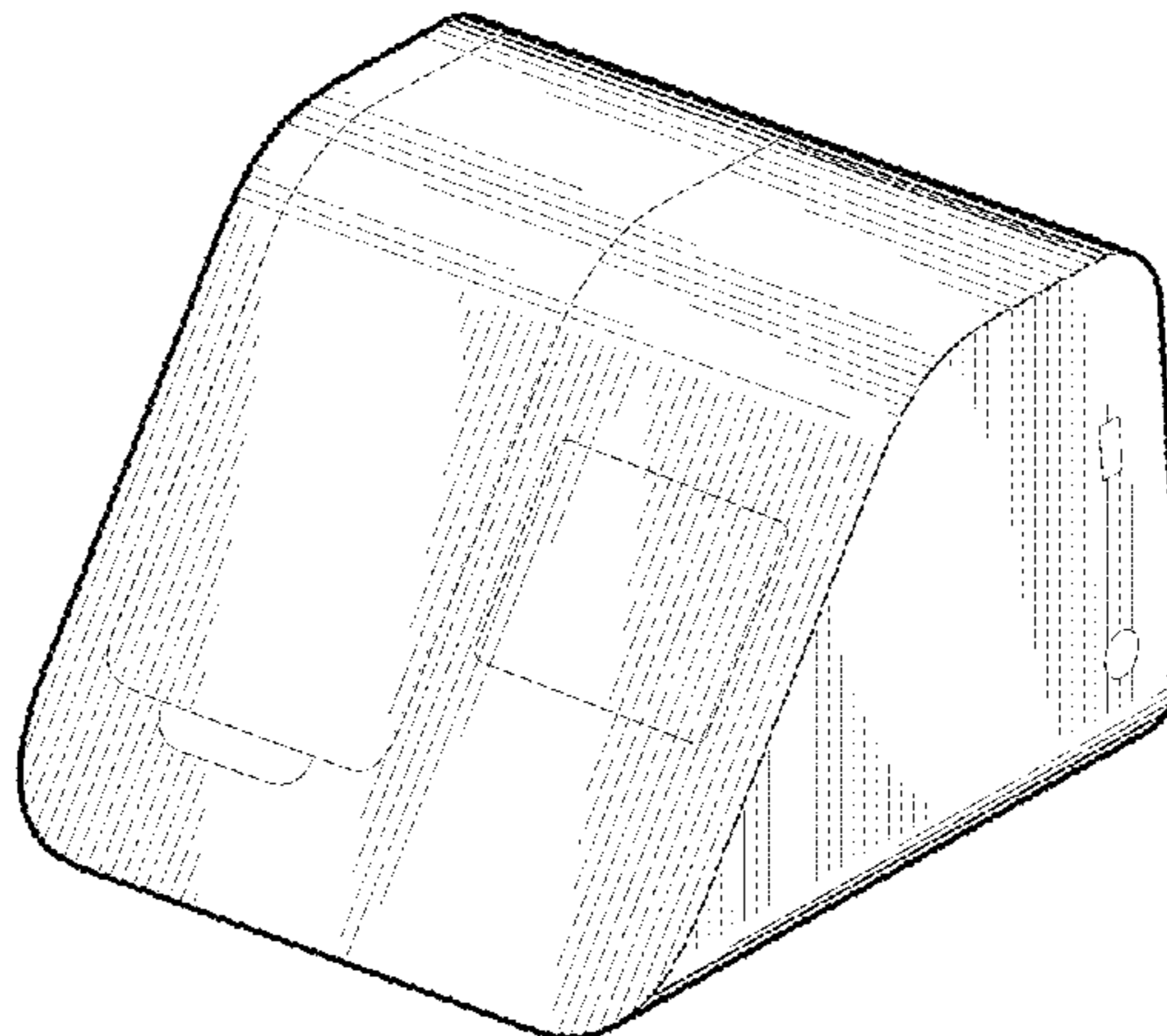
DESCRIPTION

USPC D24/186, 216, 230–233, 165, 183, 110,
D24/158, 184, 190; 600/308; 14/69.5;
435/287.1, 287.3; 436/807–817;
229/125.37; 248/118; 472/89; 132/73,
132/287; D3/269, 282–284, 200, 276, 204,
D3/274, 294, 304; D6/601, 310, 349, 519,
D6/609; D7/678; D8/47, 14, 402, 102,
D8/104, 347, 75; D9/422, 734, 414,
D9/431–432, 454, 456, 499, 739; D10/81,
D10/15, 2, 4, 21, 6, 106.1, 11, 121, 22, 23,
D10/26, 40; D12/217, 406, 410–413;
D13/110, 167, 184, 164, 179, 152, 162,
D13/163; D14/240–243, 356, 149, 171,
D14/500, 168, 140, 144, 150, 160, 253, 314,
D14/459, 498, 214, 188, 217, 204;
D15/136; D16/237; D18/11, 12;
D21/187, 686, 663, 801, 802, 504, 817,
D21/803, 505; D26/142, 67, 85, 26, 72;
D28/56–57, 7; D32/14.1; D34/32–33;
D25/102, 113; D23/366; 254/88

FIG. 1 is a perspective view from one side of an isothermal nucleic acid amplification meter;
FIG. 2 is a plan view from the front of the isothermal nucleic acid amplification meter of FIG. 1;
FIG. 3 is a plan view from the rear of the isothermal nucleic acid amplification meter of FIG. 1;
FIG. 4 is a plan view from the right side of the isothermal nucleic acid amplification meter of FIG. 1;
FIG. 5 is a plan view from the left side of the isothermal nucleic acid amplification meter of FIG. 1;
FIG. 6 is a plan view from above the isothermal nucleic acid amplification meter of FIG. 1; and,
FIG. 7 is a plan view from below the isothermal nucleic acid amplification meter of FIG. 1.

The broken lines in FIGS. 1-7 are included for the purpose of illustrating unclaimed portions of the isothermal nucleic acid amplification meter and form no part of the claimed design.

1 Claim, 6 Drawing Sheets



(56)

References Cited

U.S. PATENT DOCUMENTS

D250,934 S *	1/1979	Fannin	D10/40	D561,377 S *	2/2008	Guercio	D26/85
D260,886 S *	9/1981	Taylor	D14/314	D561,735 S *	2/2008	Nagura	D14/168
D275,101 S *	8/1984	Read	D10/106.1	D565,131 S *	3/2008	Decker	D21/686
D276,998 S *	1/1985	Caven	D13/179	D565,734 S *	4/2008	Scott	D24/183
D285,554 S *	9/1986	Beaumont	D13/164	D577,440 S *	9/2008	Ferber	D24/165
D288,478 S *	2/1987	Carlson	D24/216	D578,219 S *	10/2008	Daggett	D24/183
D317,480 S *	6/1991	Skov	D21/504	D582,408 S *	12/2008	Maiers	D14/356
5,033,146 A *	7/1991	Fogarty	B66F 7/243 14/69.5	D583,060 S *	12/2008	Kitamura	D24/165
D321,636 S *	11/1991	Ciciliot	D8/14	D583,474 S *	12/2008	Mitsunami	D24/165
D331,696 S *	12/1992	Graham	D26/142	D583,977 S *	12/2008	Guercio	D26/85
D336,224 S *	6/1993	Terry	D8/14	D584,445 S *	1/2009	Guercio	D26/85
D347,008 S *	5/1994	Theisen	D14/160	D597,103 S *	7/2009	Xiao	D14/500
D347,428 S *	5/1994	Solomita	D10/2	D598,551 S *	8/2009	Miwa	D24/186
5,326,056 A *	7/1994	Smith	A45D 29/22 132/73	D622,424 S *	8/2010	Smith	D26/26
D353,487 S *	12/1994	Smith	D3/304	D630,617 S *	1/2011	Ayres	D14/217
D358,337 S *	5/1995	Wilson	D10/15	D637,375 S *	5/2011	Haren	D34/32
D359,287 S *	6/1995	Heberling	D14/242	D644,402 S *	8/2011	Shoup	D34/32
D365,340 S *	12/1995	Hill	D14/356	D652,883 S *	1/2012	VanElverdinghe	D21/801
D377,650 S *	1/1997	Obata	D14/171	D652,884 S *	1/2012	VanElverdinghe	D21/803
D391,923 S *	3/1998	Tracey	D13/167	D662,077 S *	6/2012	Deffarges	D14/204
D442,006 S *	5/2001	Miller	D6/601	D664,148 S *	7/2012	Josefek	D14/459
6,305,388 B1 *	10/2001	Zeller	A45D 44/02 132/287	D665,501 S *	8/2012	Shibata	D24/165
D451,568 S *	12/2001	Gordon	D21/801	D669,213 S *	10/2012	Celia	D28/7
D464,627 S *	10/2002	Metcalf	D13/152	D673,928 S *	1/2013	Desrosiers	D14/204
D465,050 S *	10/2002	Crelin	D26/85	D675,267 S *	1/2013	Jamison, Jr.	D21/686
D483,428 S *	12/2003	Frey	D21/817	D678,845 S *	3/2013	Singer	D13/152
D487,533 S *	3/2004	Abbott	D28/57	D680,176 S *	4/2013	Chin	D21/505
D488,126 S *	4/2004	Baswick	D13/110	D682,432 S *	5/2013	Khan	D24/186
D495,318 S *	8/2004	Dayan	D14/214	D689,193 S *	9/2013	Shinohara	D24/216
D500,113 S *	12/2004	Frey	D21/817	D691,096 S *	10/2013	Beroukas	D13/162
D501,136 S *	1/2005	Shurman	D9/422	D712,750 S *	9/2014	Glenn	D9/734
D501,401 S *	2/2005	Shurman	D9/422	D716,990 S *	11/2014	Yu	D26/72
D511,767 S *	11/2005	Ishizaki	D14/188	D717,440 S *	11/2014	Shibata	D24/165
D516,056 S *	2/2006	Hsiau	D14/188	D717,968 S *	11/2014	Klein	D24/232
D537,951 S *	3/2007	Okamoto	D24/233	D718,149 S *	11/2014	Glenn	D9/734
D556,914 S *	12/2007	Okamoto	D24/233	D718,282 S *	11/2014	Bennett	D13/163
D561,376 S *	2/2008	Guercio	D26/85	D722,976 S *	2/2015	Okado	D13/152
				D725,463 S *	3/2015	Kuo	D9/414
				D741,285 S *	10/2015	Boynton	D14/188
				2006/0027794 A1 *	2/2006	Heinz	B66F 7/243 254/88

* cited by examiner

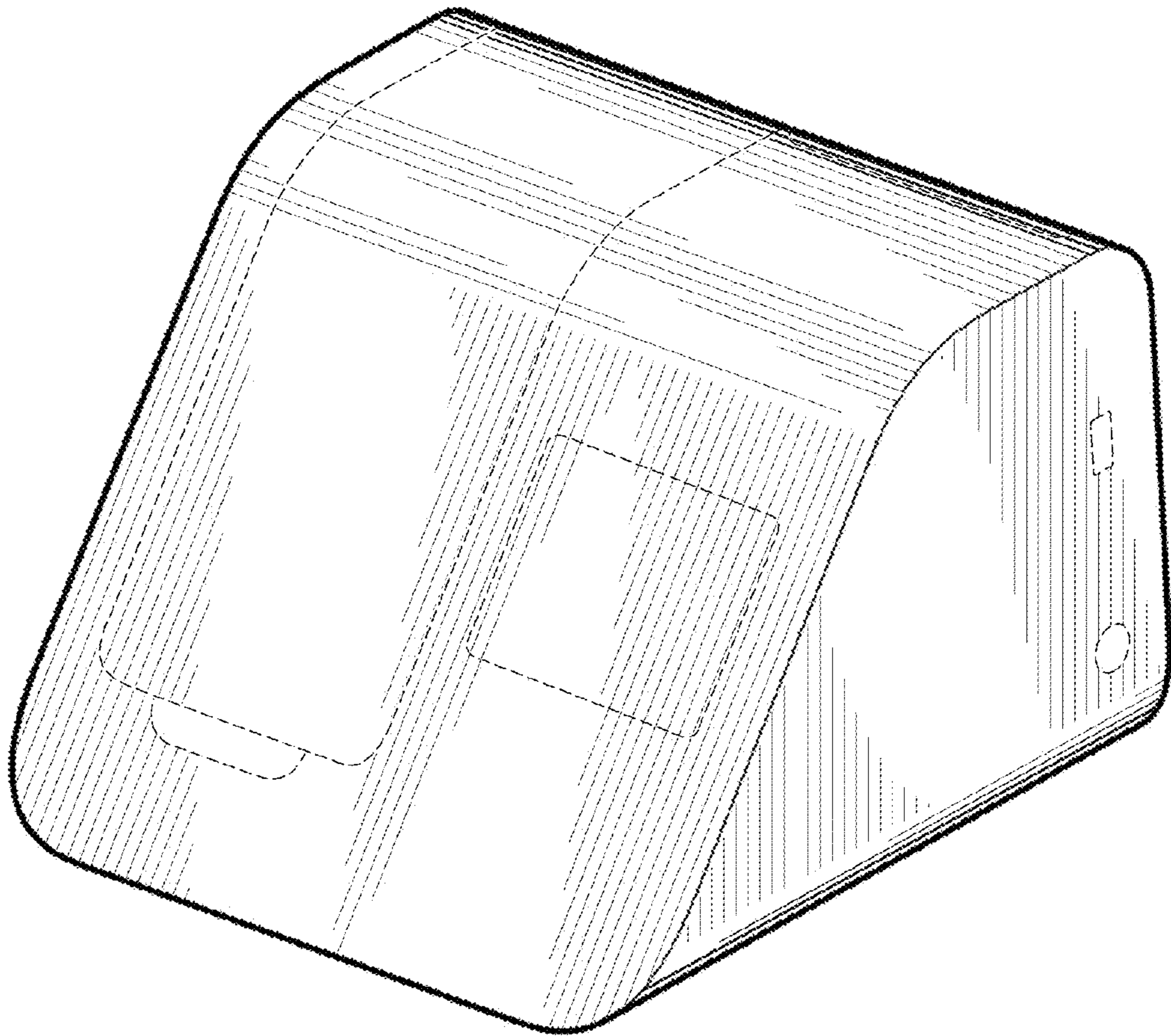


Fig. 1

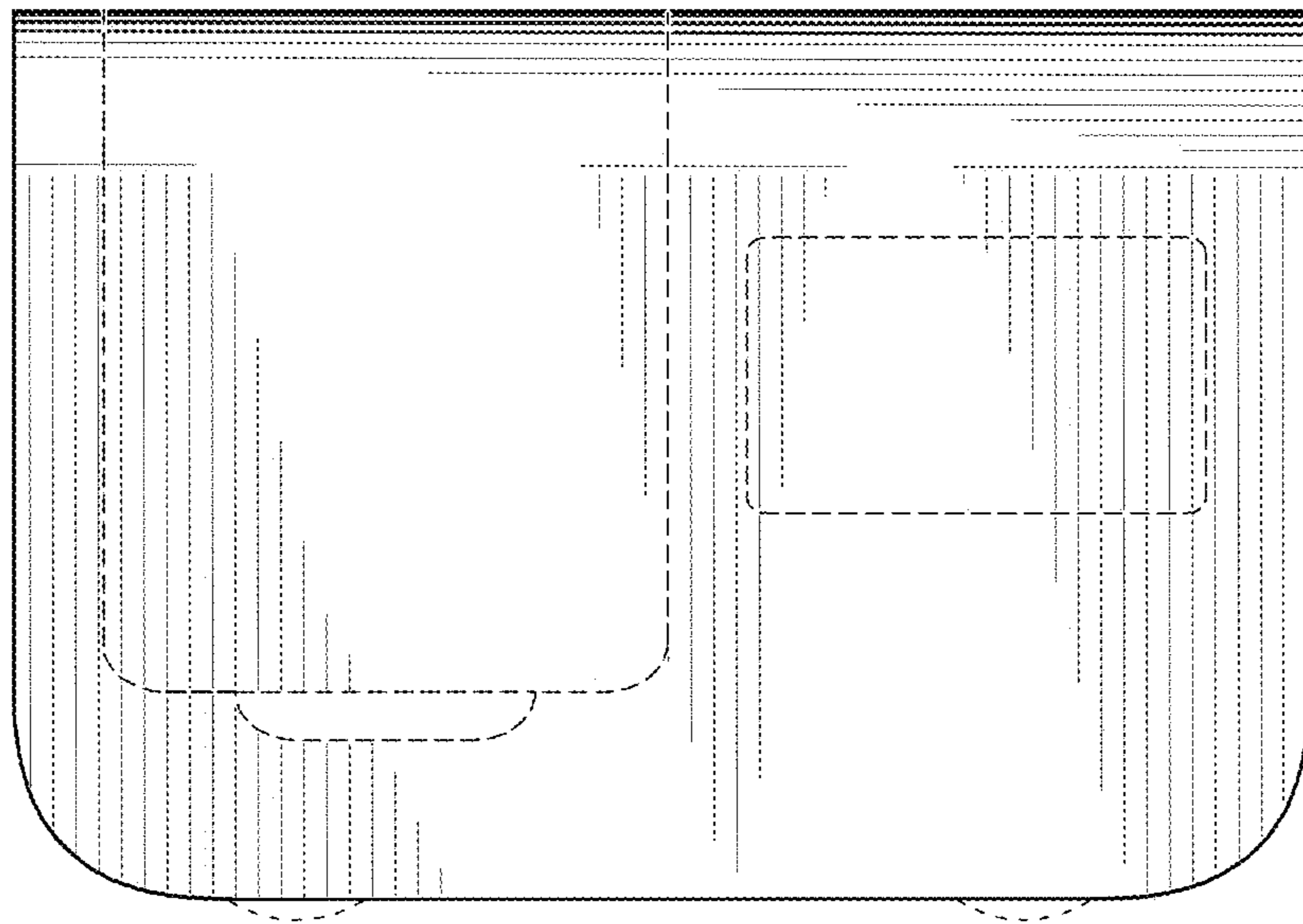


Fig. 2

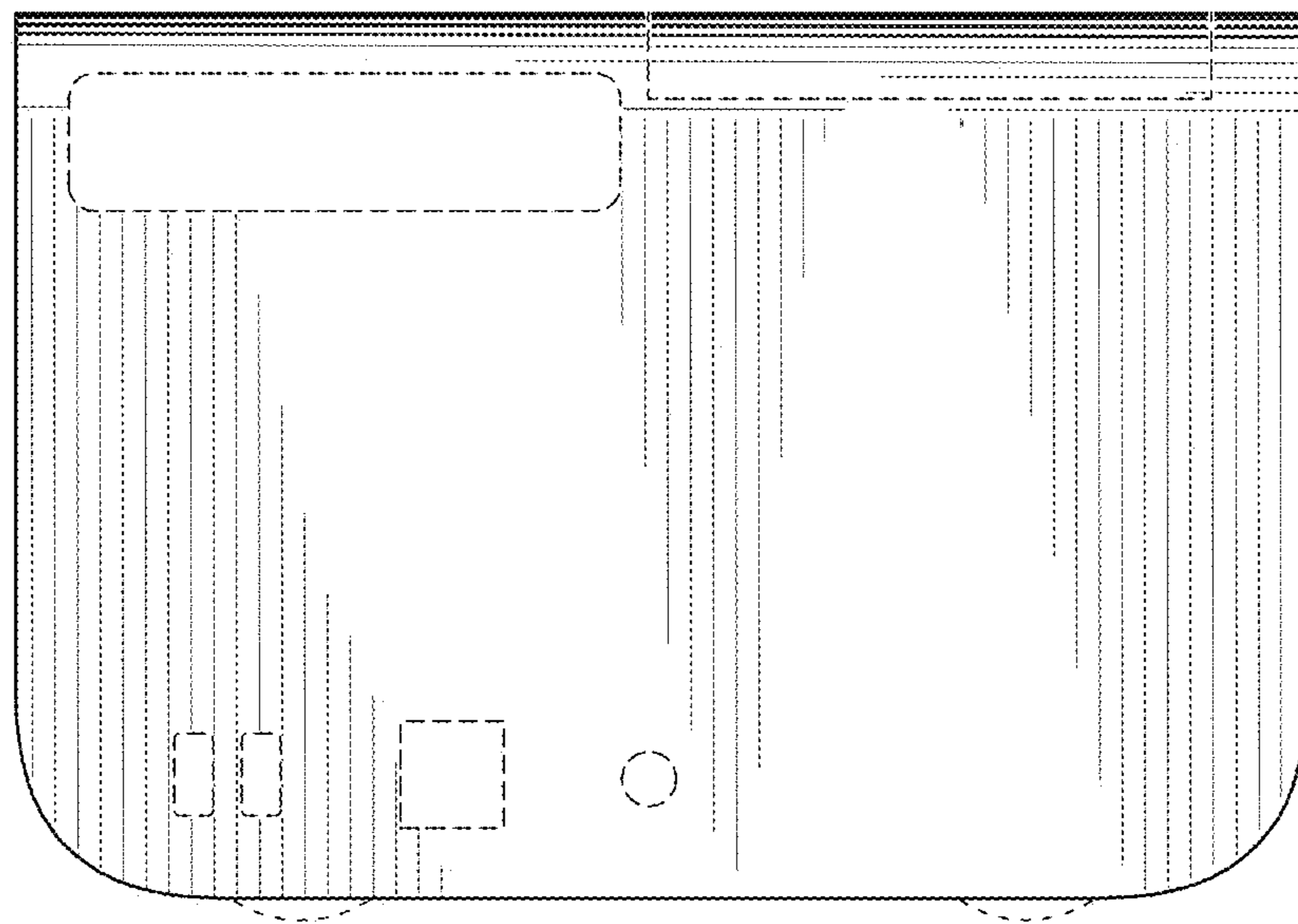


Fig. 3

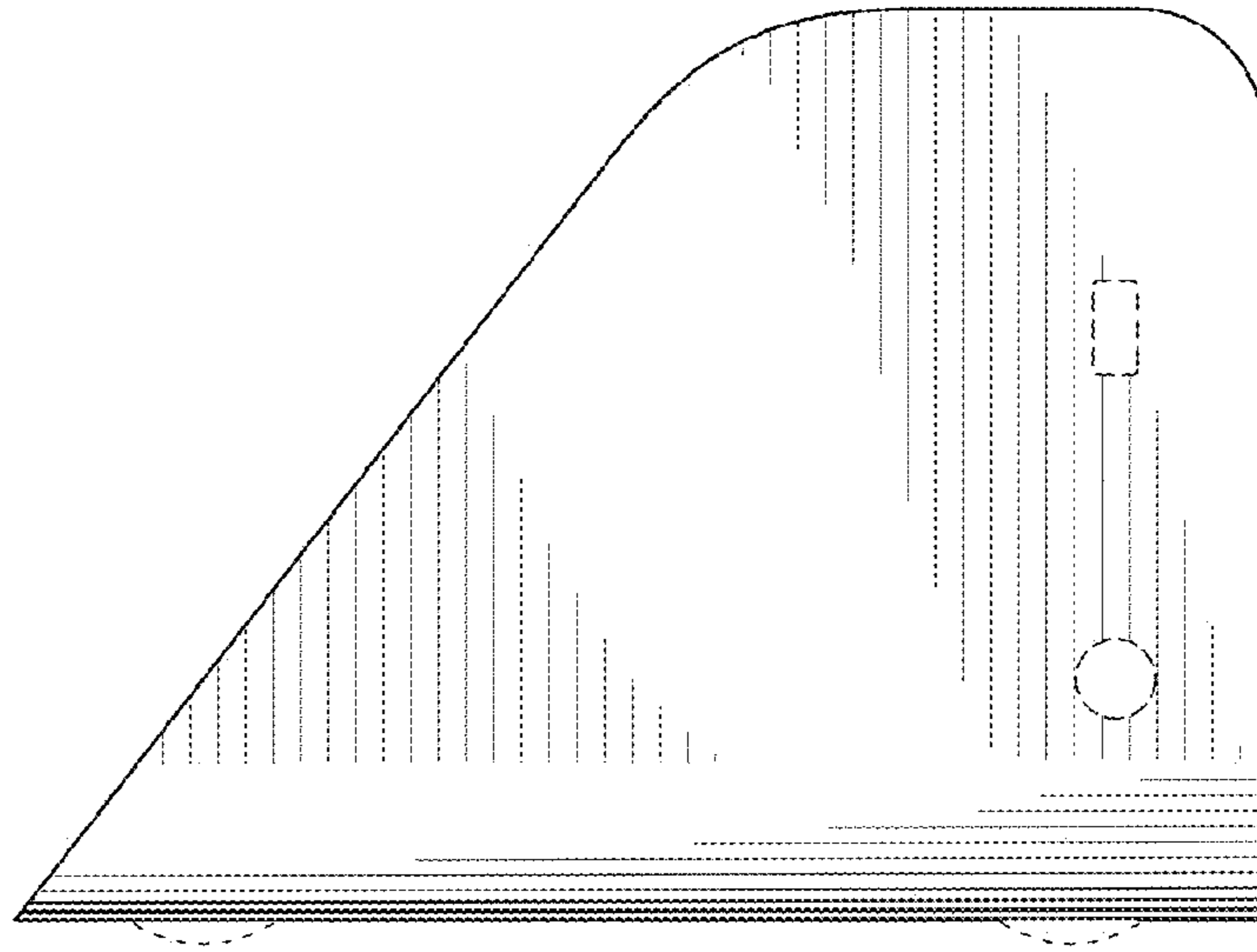


Fig. 4

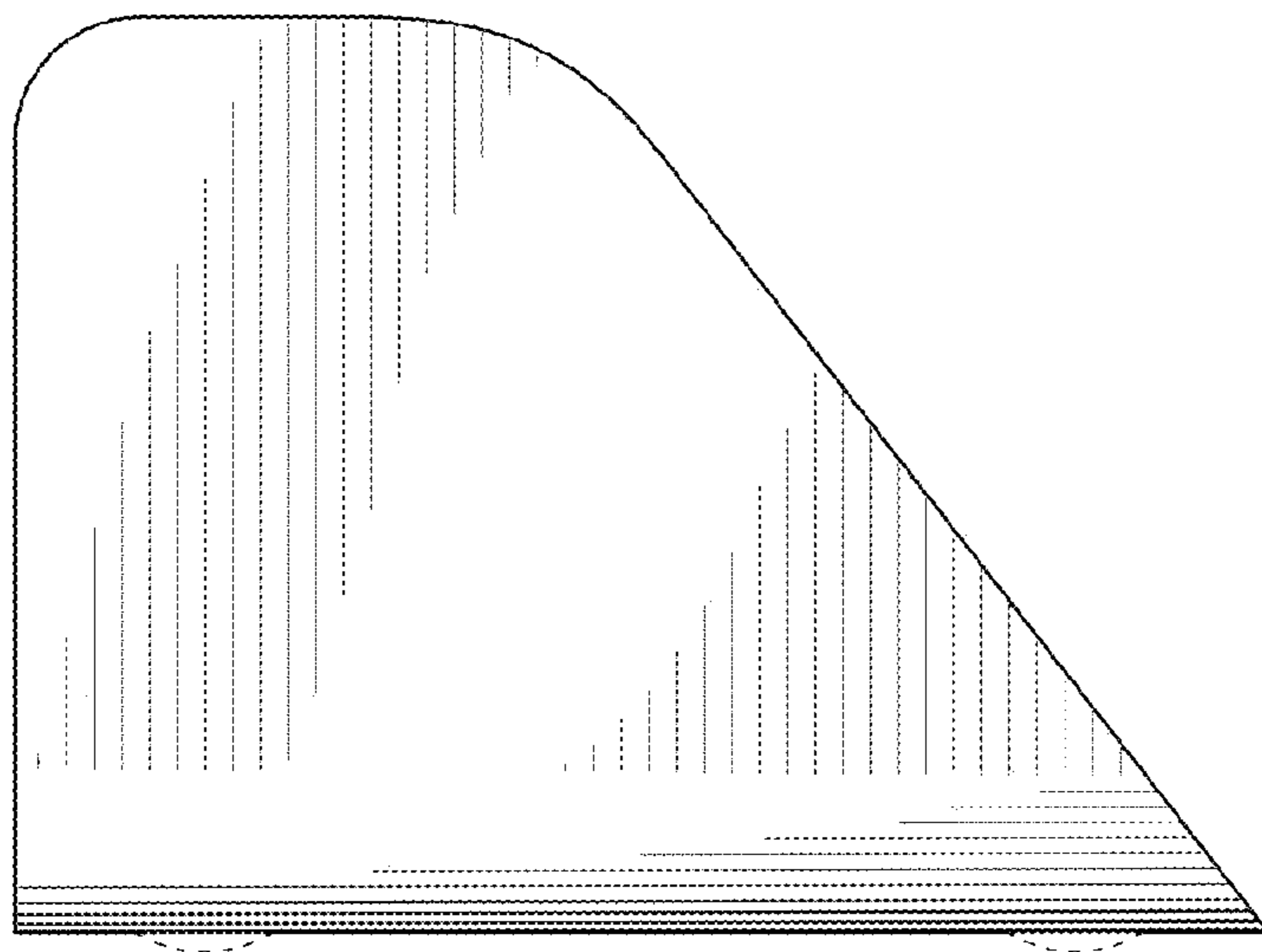


Fig. 5

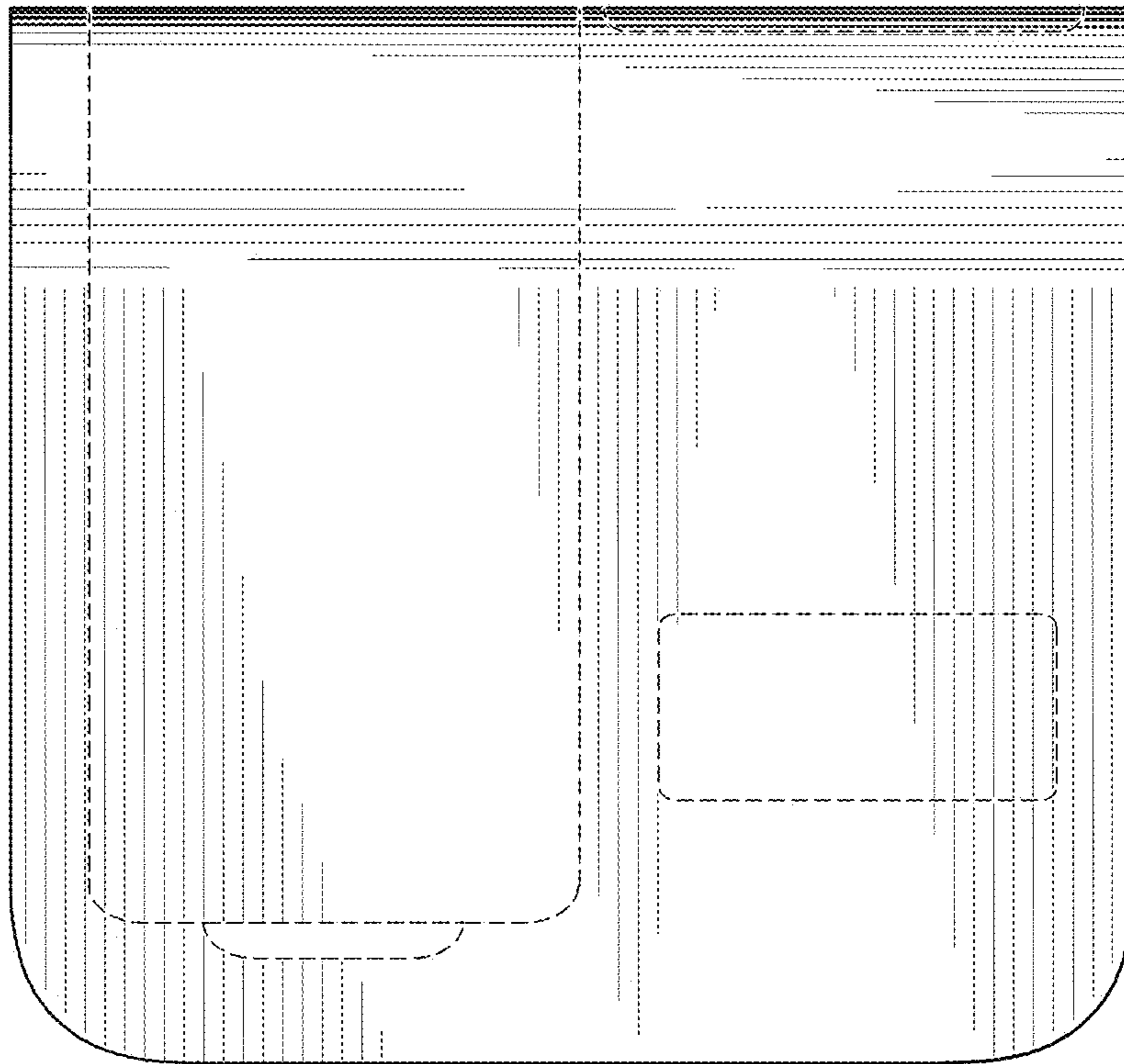


Fig. 6

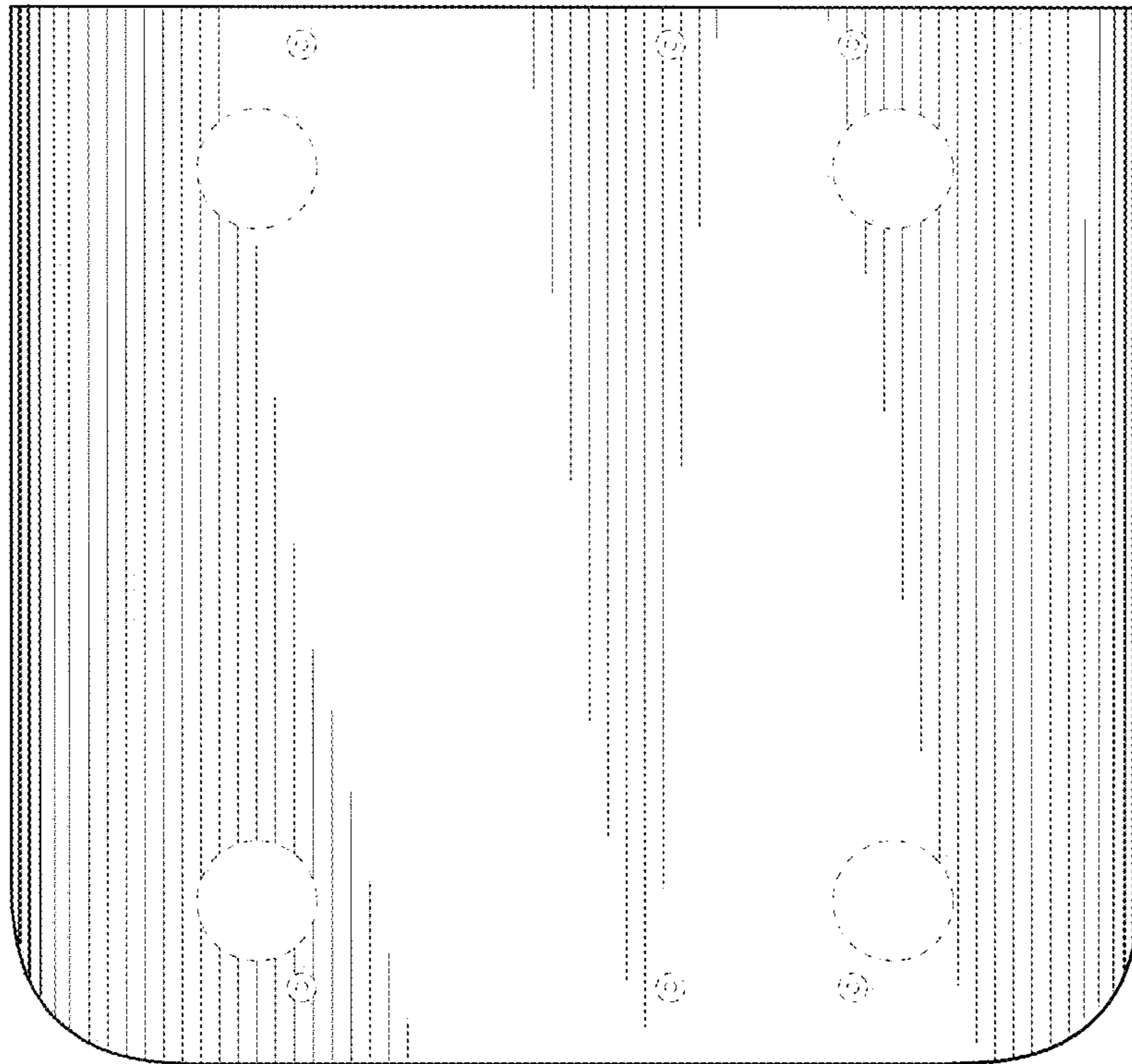


Fig. 7