



US00D753304S

(12) **United States Design Patent**  
**Gul et al.**

(10) **Patent No.:** **US D753,304 S**

(45) **Date of Patent:** **\*\* Apr. 5, 2016**

(54) **DENTAL ELEVATOR**

(71) Applicants: **Shabbir Ahmed Gul**, Bronx, NY (US);  
**Randall E. Pardy**, Troy, MI (US)

(72) Inventors: **Shabbir Ahmed Gul**, Bronx, NY (US);  
**Randall E. Pardy**, Troy, MI (US)

(\*\*) Term: **14 Years**

(21) Appl. No.: **29/514,999**

(22) Filed: **Jan. 20, 2015**

(51) **LOC (10) Cl.** ..... **24-02**

(52) **U.S. Cl.**  
USPC ..... **D24/153**

(58) **Field of Classification Search**  
USPC ..... D24/152-154, 147, 176; D8/52, 56;  
81/302, 305-306, 300, 342, 427.5;  
433/4, 141, 152, 159-160  
CPC ..... B25B 27/205; A61C 3/00; A61C 3/14;  
A61C 3/16; A61C 3/162  
See application file for complete search history.

(56) **References Cited**

**U.S. PATENT DOCUMENTS**

354,863	A *	12/1886	Hughes	.....	A61C 3/14 433/160
5,122,058	A *	6/1992	Lukase	.....	A61C 3/16 433/159
7,128,575	B1 *	10/2006	Sohn	.....	A61C 3/14 433/159
D690,010	S *	9/2013	Lim	.....	D24/153
D741,486	S *	10/2015	Coppack	.....	D24/153
2010/0240008	A1 *	9/2010	Golden	.....	A61C 3/14 433/159
2011/0027754	A1 *	2/2011	Golden	.....	A61C 3/14 433/159

2013/0022939 A1\* 1/2013 Golden ..... A61C 3/14  
433/159  
2013/0244201 A1\* 9/2013 Lim ..... A61C 3/14  
433/159

\* cited by examiner

*Primary Examiner* — Wan Laymon

(74) *Attorney, Agent, or Firm* — Carlson, Gaskey & Olds,  
P.C.

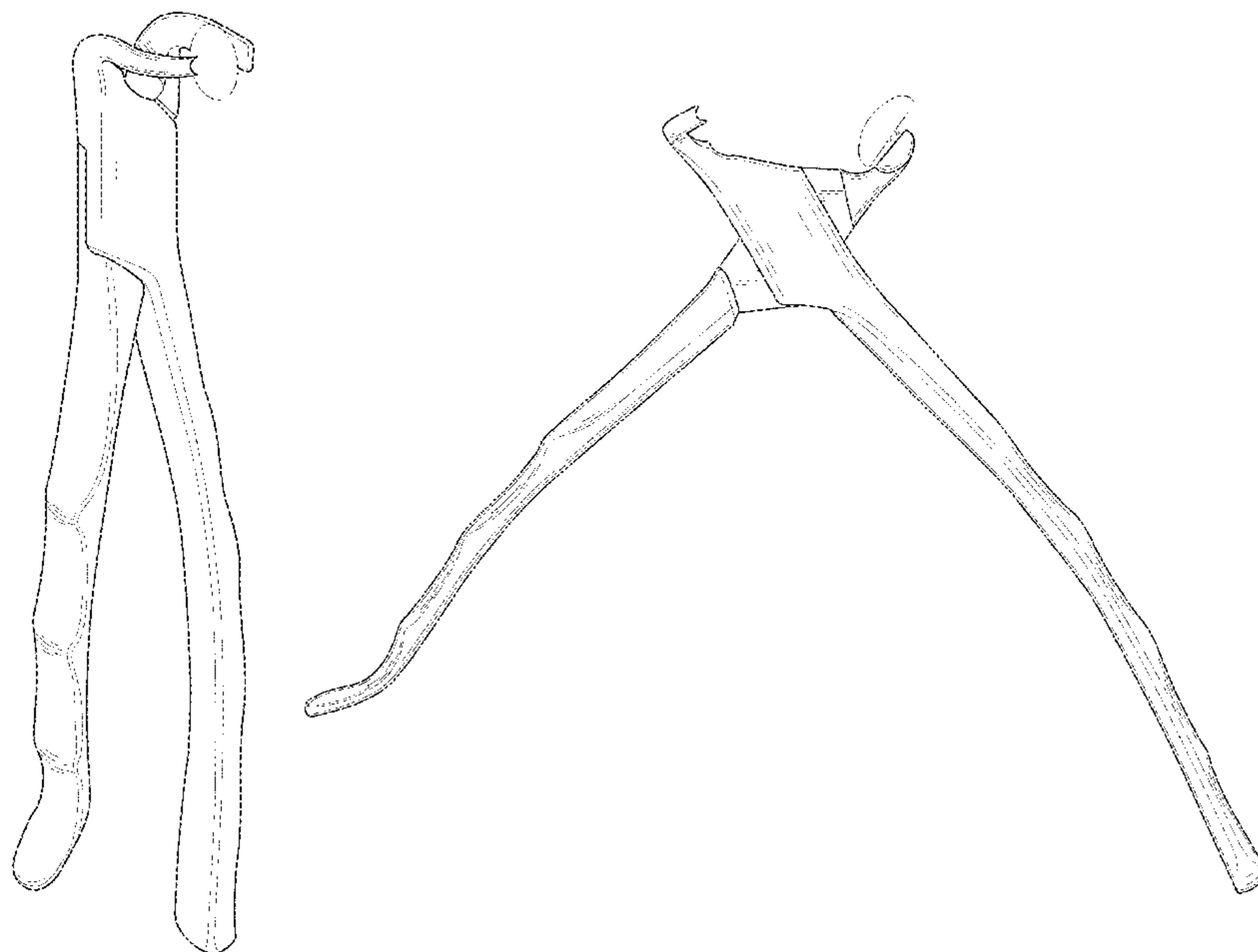
(57) **CLAIM**

The ornamental design for a dental elevator, as shown and described.

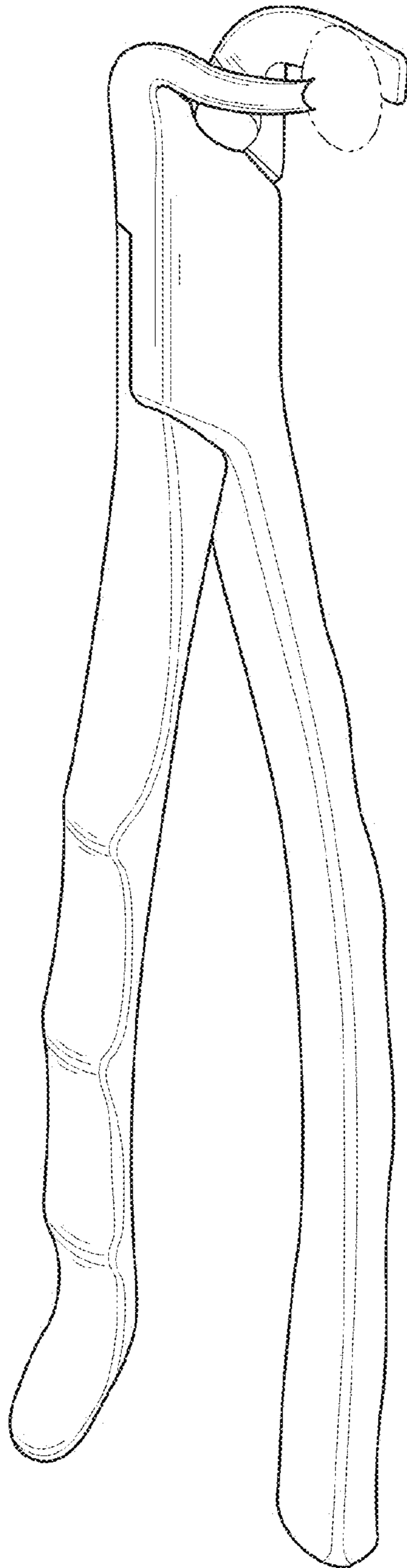
**DESCRIPTION**

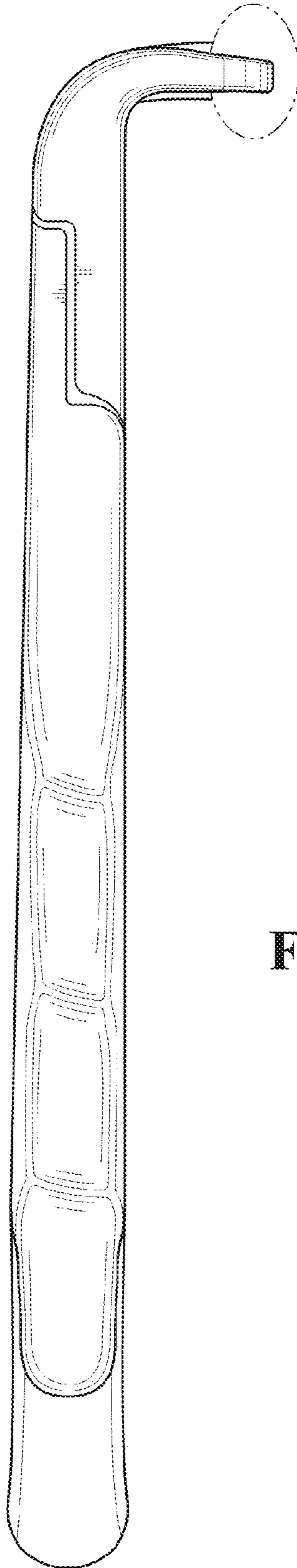
FIG. 1 is a perspective view of the dental elevator in a closed position with a fulcrum shown in broken lines;  
FIG. 2 is a top view of the dental elevator of FIG. 1 with the fulcrum shown in broken lines;  
FIG. 3 is a first side view of the dental elevator of FIG. 1 with the fulcrum shown in broken lines;  
FIG. 4 is a second side view of the dental elevator of FIG. 1 with the fulcrum shown in broken lines;  
FIG. 5 is a bottom view of the dental elevator of FIG. 1 with the fulcrum shown in broken lines;  
FIG. 6 is a first end view of the dental elevator of FIG. 1 with the fulcrum shown in broken lines;  
FIG. 7 is a second end view of the dental elevator of FIG. 1 with the fulcrum shown in broken lines;  
FIG. 8 is a side view of the dental elevator of FIG. 3 in an opened position with a fulcrum shown in broken lines; and,  
FIG. 9 is a perspective view of the dental elevator of FIG. 1 with the fulcrum rotated and pivoted to a second position and shown in broken lines.  
The broken lines shown in the figures represent portions of the dental elevator that form no part of the claimed design.

**1 Claim, 8 Drawing Sheets**



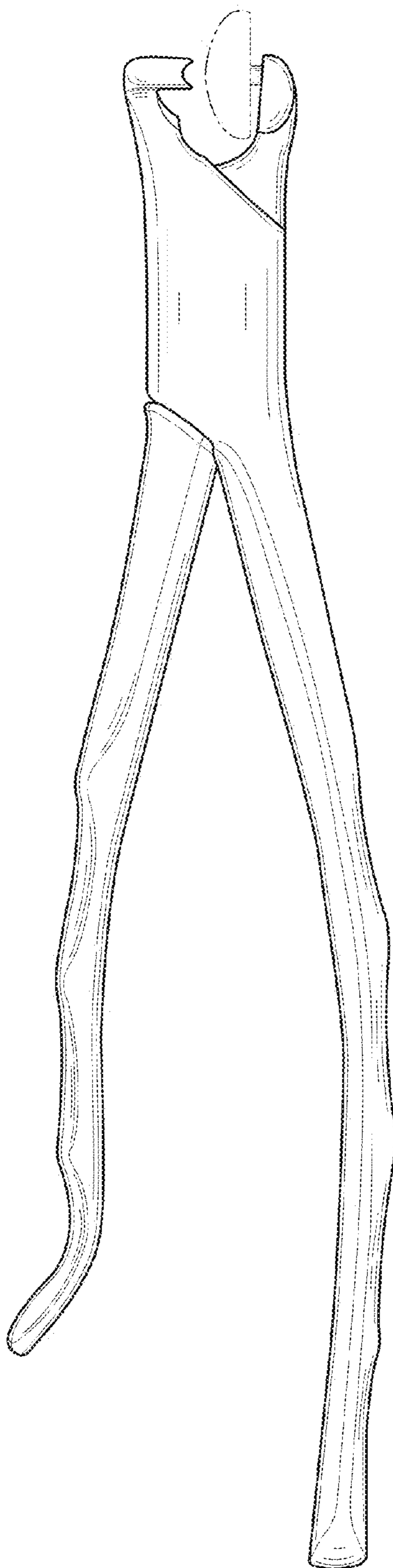
**FIG. 1**

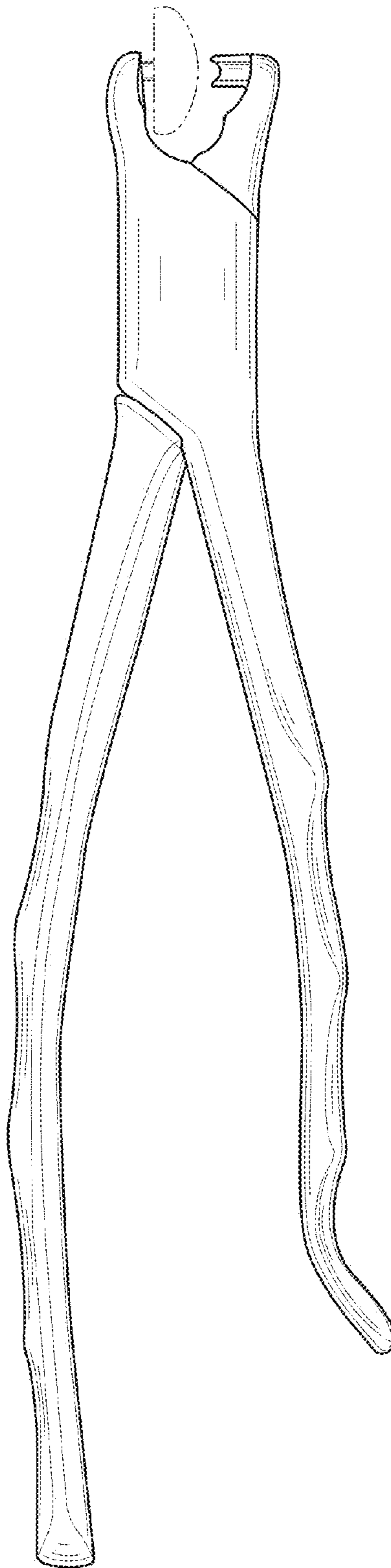




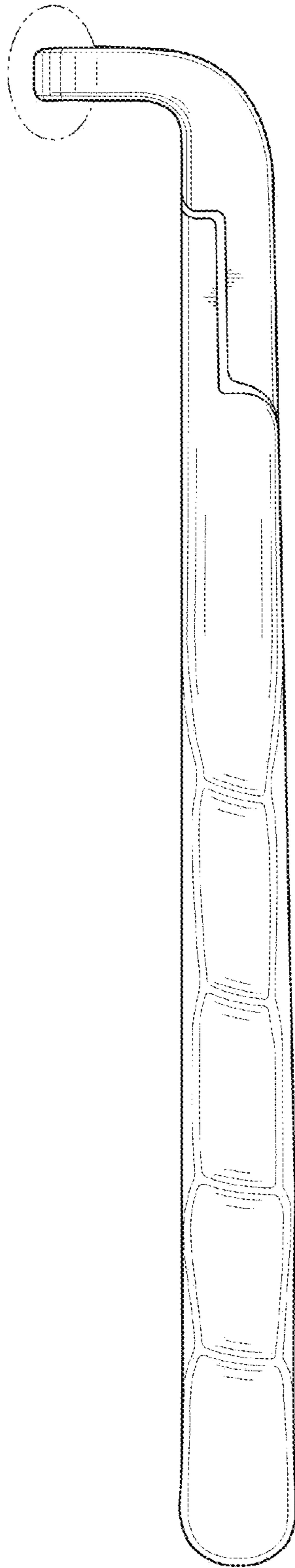
**FIG. 2**

**FIG. 3**

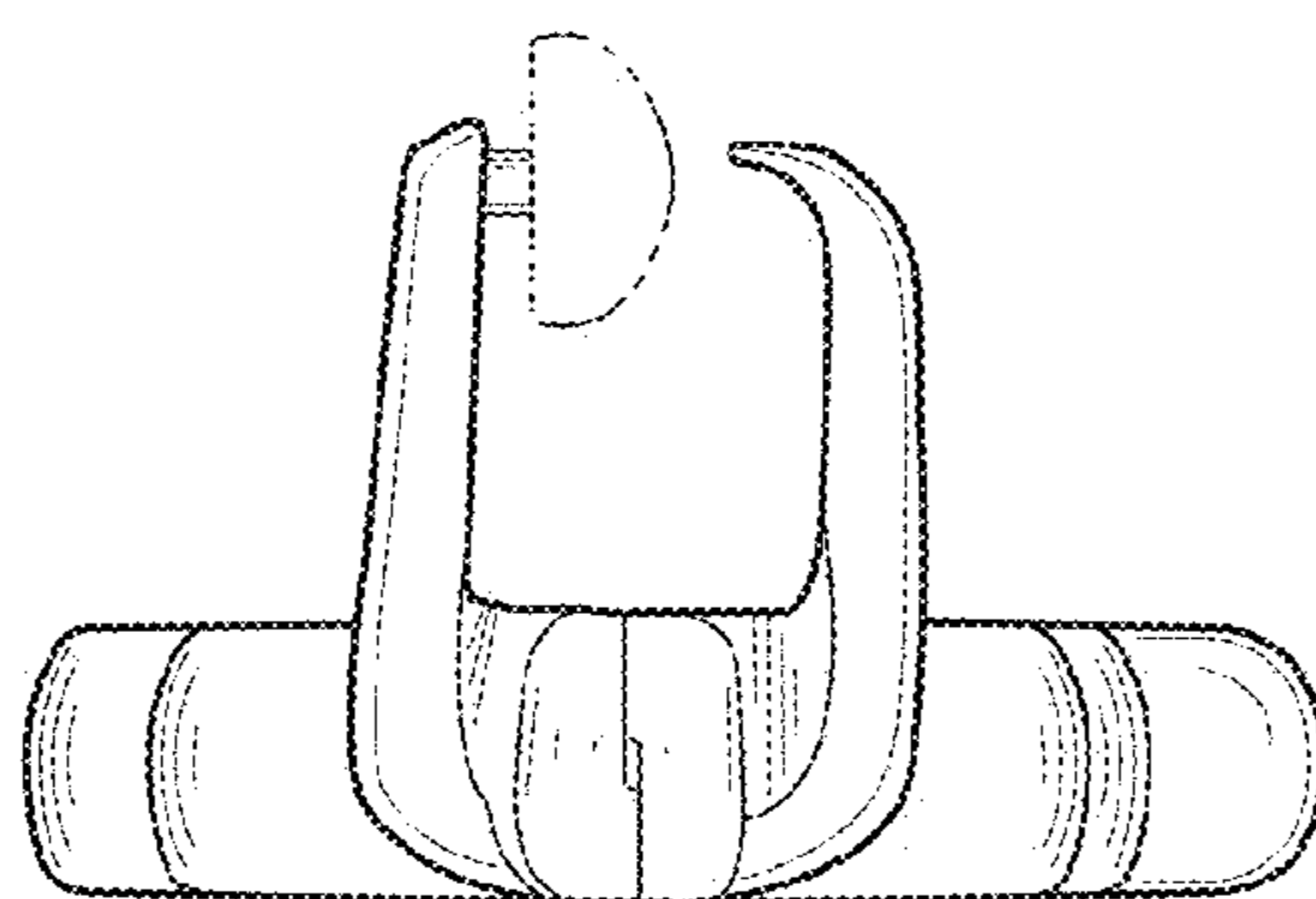




**FIG. 4**

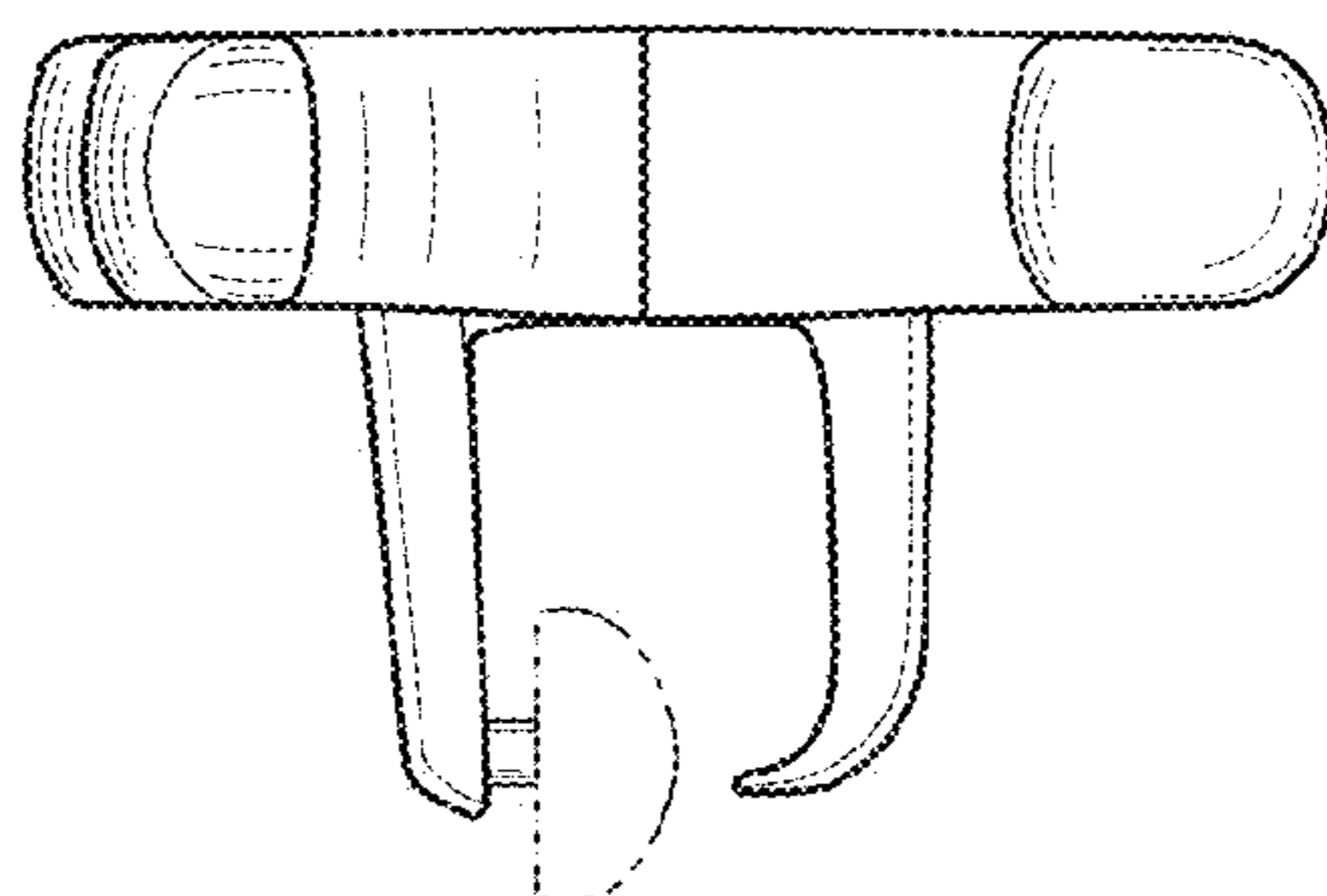


**FIG. 5**



**FIG. 6**

**FIG. 7**



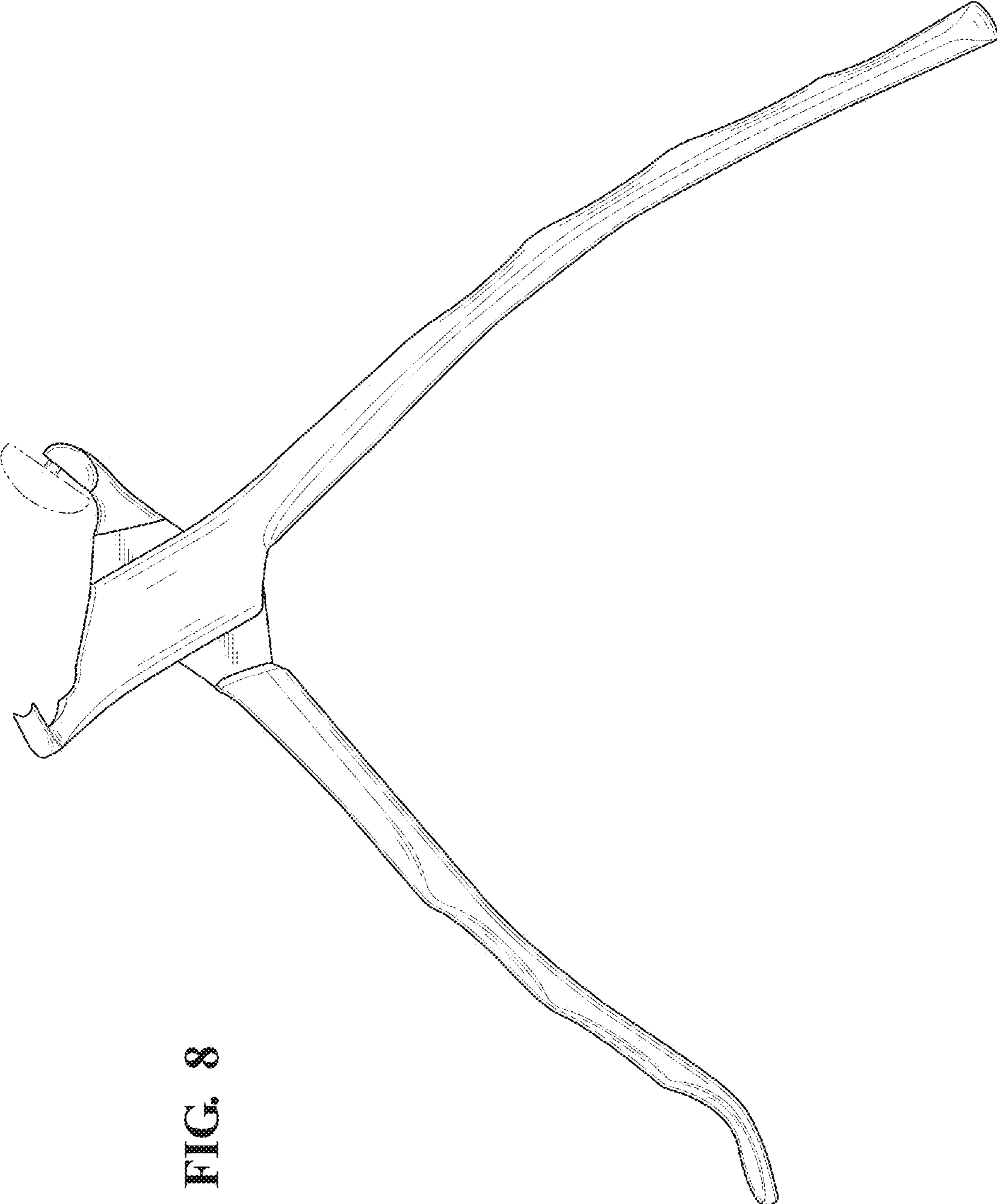
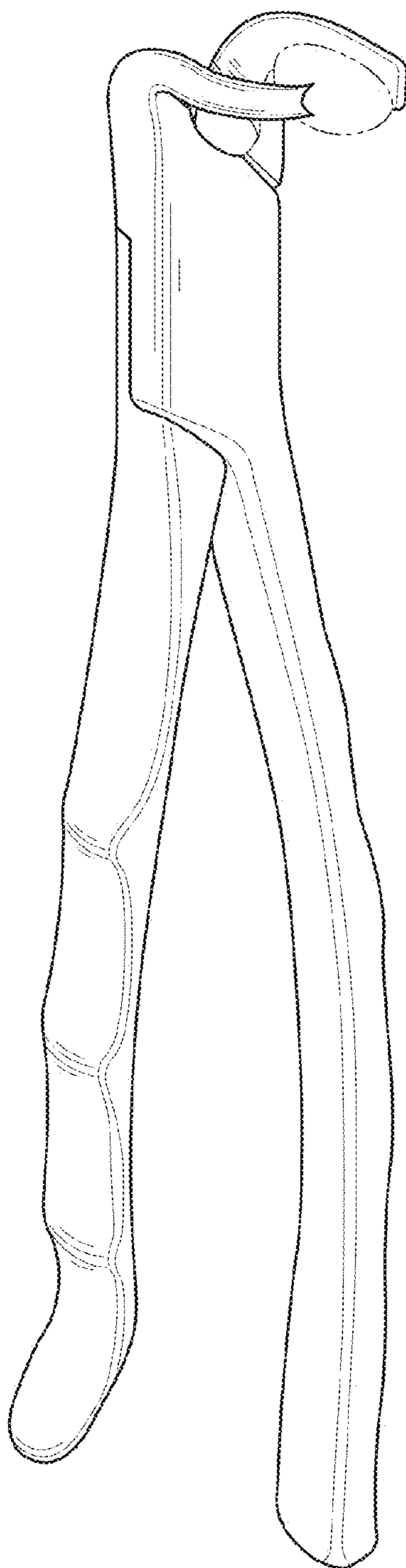


FIG. 8



**FIG. 9**



UNITED STATES PATENT AND TRADEMARK OFFICE  
**CERTIFICATE OF CORRECTION**

PATENT NO. : D753,304 S  
APPLICATION NO. : 29/514999  
DATED : April 5, 2016  
INVENTOR(S) : Shabbir Ahmed Gul et al.

Page 1 of 1

It is certified that error appears in the above-identified patent and that said Letters Patent is hereby corrected as shown below:

ON THE TITLE PAGE:

CLAIM line should read as:

--(57) We claim:--

Signed and Sealed this  
Ninth Day of August, 2016



Michelle K. Lee  
*Director of the United States Patent and Trademark Office*