



US00D753290S

(12) **United States Design Patent**
Shimon

(10) **Patent No.:** **US D753,290 S**

(45) **Date of Patent:** **** Apr. 5, 2016**

(54) **SHEATH SET**

(71) Applicant: **The Spectranetics Corporation,**
Colorado Springs, CO (US)

(72) Inventor: **Jeffrey Shimon,** Colorado Springs, CO
(US)

(73) Assignee: **The Spectranetics Corporation,**
Colorado Springs, CO (US)

(**) Term: **14 Years**

(21) Appl. No.: **29/483,815**

(22) Filed: **Mar. 3, 2014**

(51) **LOC (10) Cl.** **24-02**

(52) **U.S. Cl.**
USPC **D24/112**

(58) **Field of Classification Search**
USPC D24/105, 112, 127, 130, 133, 135, 140,
D24/152, 205, 222, 228, 231; 600/114, 204,
600/215; 604/43, 510, 93.01
See application file for complete search history.

(56) **References Cited**

U.S. PATENT DOCUMENTS

D248,774 S *	8/1978	Vallfors	D24/112
4,195,624 A *	4/1980	Douglas	600/114
4,449,532 A	5/1984	Storz		
4,718,445 A	1/1988	Lundberg et al.		
4,862,891 A	9/1989	Smith		
4,895,564 A	1/1990	Farrell		
5,011,478 A	4/1991	Cope		
5,011,482 A	4/1991	Goode et al.		
5,112,308 A	5/1992	Olsen et al.		
5,290,310 A	3/1994	Makower et al.		
5,292,311 A	3/1994	Cope		
D355,255 S *	2/1995	Chou	D24/144
5,431,639 A	7/1995	Shaw		
5,484,422 A	1/1996	Sloane, Jr. et al.		
5,499,975 A	3/1996	Cope et al.		

5,507,751 A	4/1996	Goode et al.		
D373,827 S *	9/1996	Polaniec	D24/222
D377,526 S *	1/1997	Mark	D24/152
5,632,749 A	5/1997	Goode et al.		
5,651,781 A	7/1997	Grace		
D386,260 S *	11/1997	Polaniec	D24/112

(Continued)

FOREIGN PATENT DOCUMENTS

EP	1267984 B1	11/2005
EP	1819390 B1	11/2009

(Continued)

OTHER PUBLICATIONS

Byrd et al.; Intravascular Lead Extraction Using Locking Stylets and Sheaths; PACE, vol. 13, December, Part II 1990; pp. 1871-1875.

(Continued)

Primary Examiner — Garth Rademaker
Assistant Examiner — Samantha Q Lawrence
(74) *Attorney, Agent, or Firm* — Faegre Baker Daniels LLP

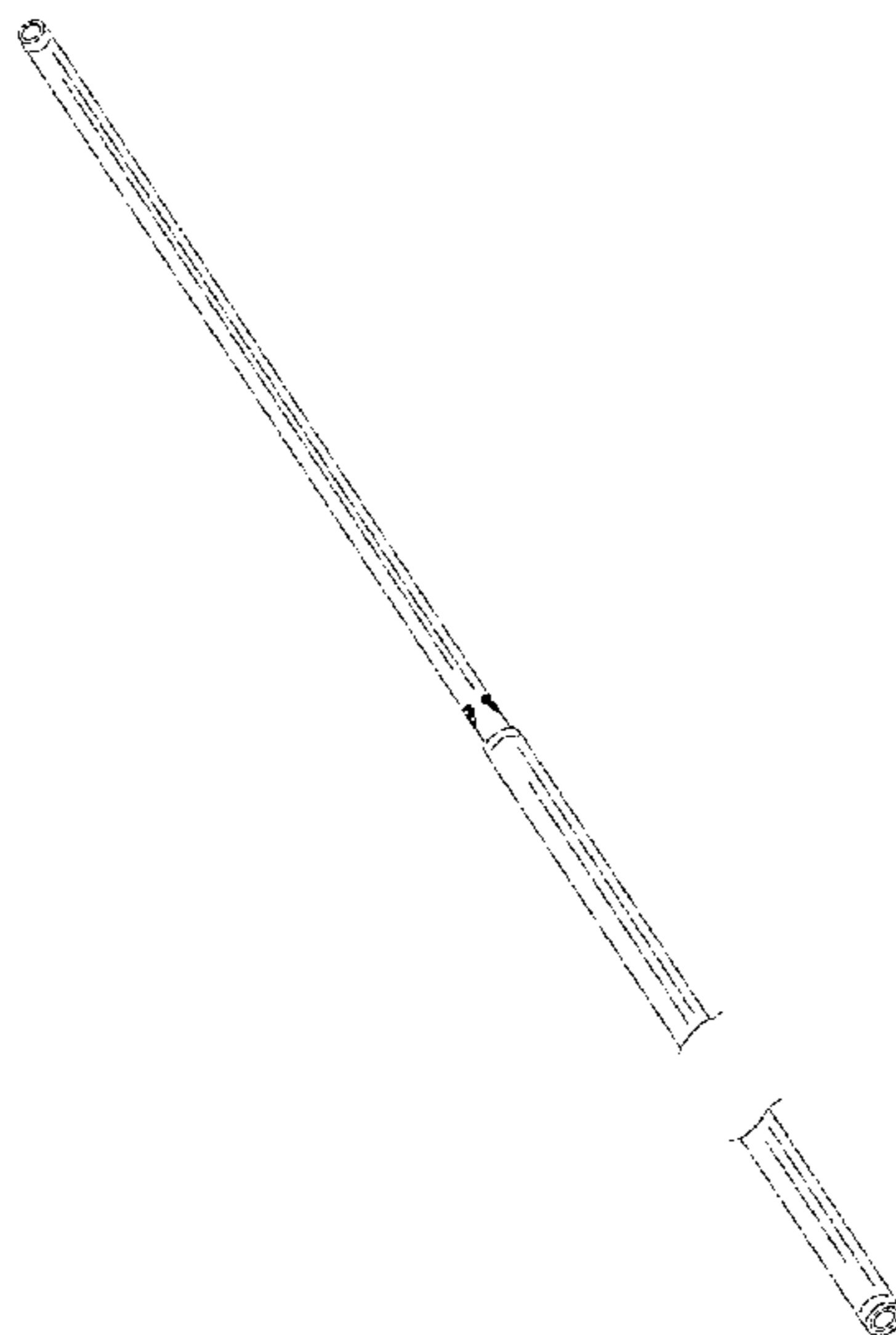
(57) **CLAIM**

The ornamental design for a sheath set, as shown and described.

DESCRIPTION

FIG. 1 is a perspective view of a sheath set showing my new design;
FIG. 2 is a front view thereof;
FIG. 3 is a back view thereof;
FIG. 4 is an enlarged left side view thereof;
FIG. 5 is an enlarged right side view thereof;
FIG. 6 is a top view thereof; and,
FIG. 7 is a bottom view thereof.
The sheath set is shown with a symbolic break. The appearance of any portion of the sheath set between the break lines forms no part of the claimed design.

1 Claim, 3 Drawing Sheets



(56)

References Cited

U.S. PATENT DOCUMENTS

5,697,936 A 12/1997 Shipko et al.
D401,698 S * 11/1998 Daniels D24/222
5,980,515 A 11/1999 Tu
6,126,592 A * 10/2000 Proch et al. 600/114
6,189,574 B1 2/2001 Iwasaki et al.
D438,629 S * 3/2001 Stevens D24/222
D443,364 S * 6/2001 Stevens D24/222
6,613,002 B1 9/2003 Clark et al.
7,011,648 B2 3/2006 Breskot et al.
D541,936 S * 5/2007 Patterson D24/130
7,435,214 B2 * 10/2008 Kucklick et al. 600/125
D583,066 S * 12/2008 Afifiyan et al. D24/216
7,717,951 B2 5/2010 Flagle et al.
D627,064 S * 11/2010 Appelbaum et al. D24/130
D629,515 S * 12/2010 Laurence D24/130
RE42,525 E 7/2011 Simonson
8,206,320 B2 6/2012 Deal et al.
D665,076 S * 8/2012 Sauer et al. D24/133
D666,712 S * 9/2012 Laurence D24/130
8,298,187 B2 10/2012 Woodard et al.
8,480,628 B2 7/2013 Hawkins et al.
8,535,293 B2 * 9/2013 Faherty et al. 604/525
D727,527 S * 4/2015 Tao D24/222
D731,075 S * 6/2015 Staton et al. D24/222
2004/0073088 A1 * 4/2004 Friedman et al. 600/114
2005/0070794 A1 3/2005 Deal et al.
2005/0137527 A1 6/2005 Kunin
2006/0235431 A1 10/2006 Goode et al.
2006/0247602 A1 * 11/2006 Dulak et al. 604/523
2007/0191708 A1 8/2007 Gerold et al.
2008/0154296 A1 6/2008 Taylor et al.
2010/0063356 A1 * 3/2010 Smith 600/114

2011/0208284 A1 8/2011 Hofmann et al.
2012/0010471 A1 1/2012 Mire et al.
2012/0109177 A1 5/2012 Ulmer
2012/0116499 A1 5/2012 Goetzen et al.
2013/0090681 A1 4/2013 Young et al.
2013/0204342 A1 8/2013 Kasprzak et al.
2013/0261565 A1 10/2013 Wong et al.
2013/0317481 A1 11/2013 Ellingwood et al.
2015/0099930 A1 * 4/2015 Knapp 600/114

FOREIGN PATENT DOCUMENTS

EP 2089089 B1 8/2010
EP 2114319 B1 4/2011
EP 2626045 A1 8/2013
WO 2007067707 A1 6/2007

OTHER PUBLICATIONS

Byrd et al.; Intravascular Techniques for Extraction of Permanent Pacemaker Leads; The Journal of Thoracic and Cardiovascular Surgery, vol. 101, No. 6, Jun. 1991; pp. 989-997.
Byrd et al.; Lead Extraction—Indications and Techniques; Cardiology Clinics, vol. 10, No. 4, Nov. 1992; pp. 735-748.
Byrd Dilator Sheaths Telescoping Polypropylene; www.cookmedical.com; publication date unknown, accessed Apr. 28, 2014; Byrd Dilator Sheath available prior to filing date of present application.
International Search Report and Written Opinion issued in PCT/US2015/017514, mailed Jun. 19, 2015, 12 pages.
U.S. Appl. No. 14/195,692 entitled Dilator Sheath Set filed Mar. 3, 2014.
U.S. Appl. No. 29/483,813 entitled Sheath filed Mar. 3, 2014.

* cited by examiner

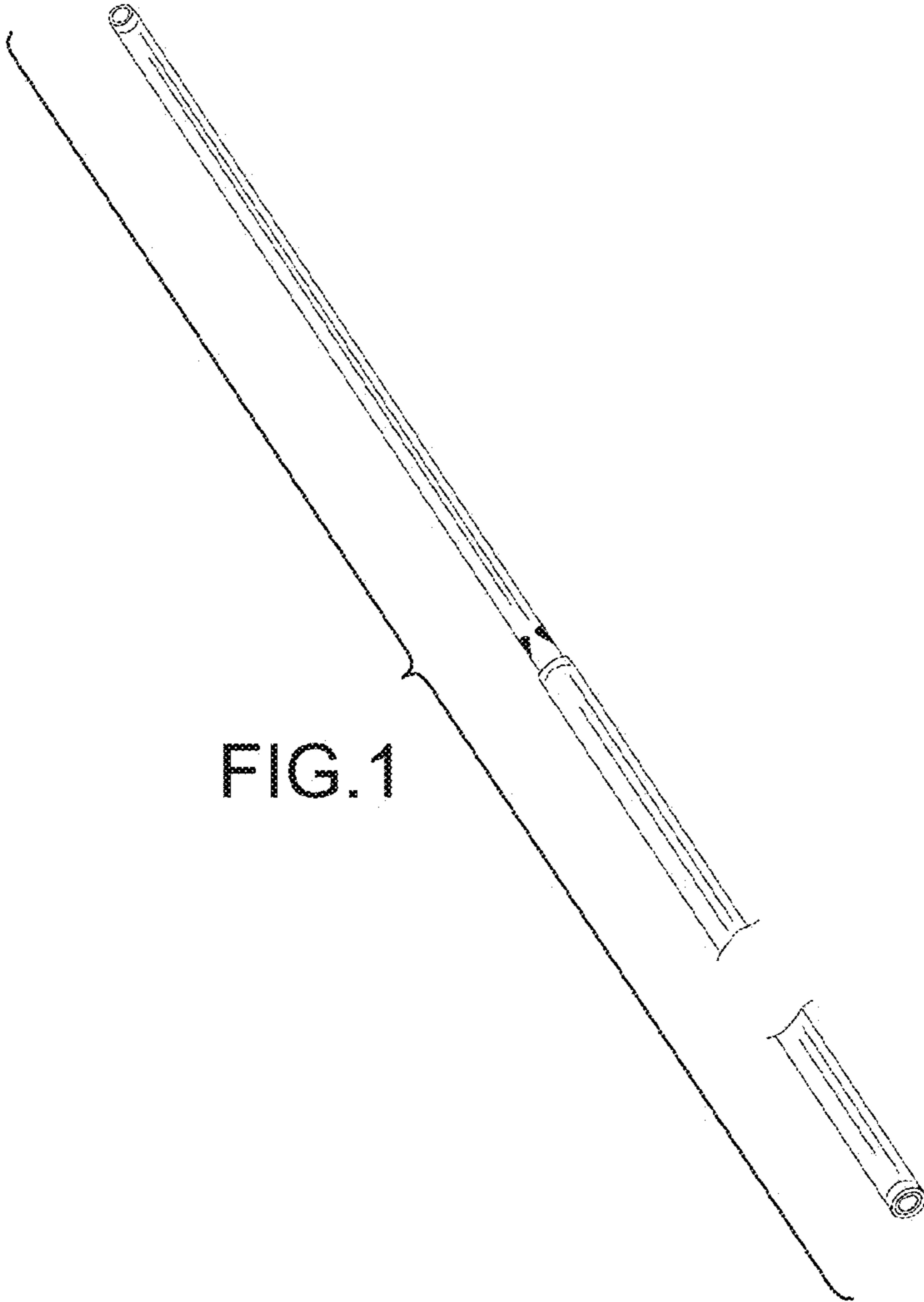


FIG. 1

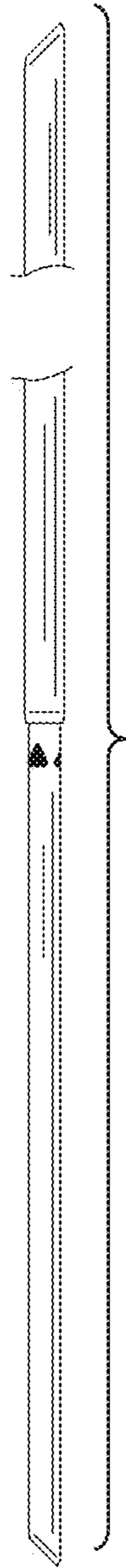


FIG. 2



FIG. 3

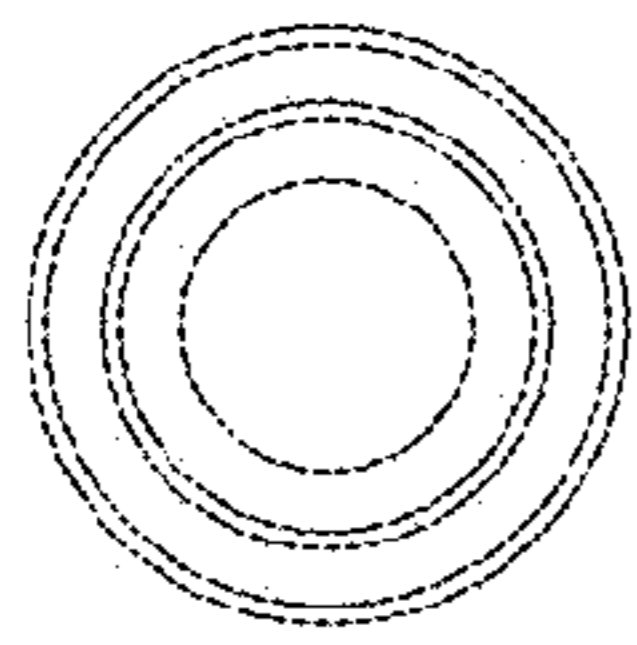


FIG. 4

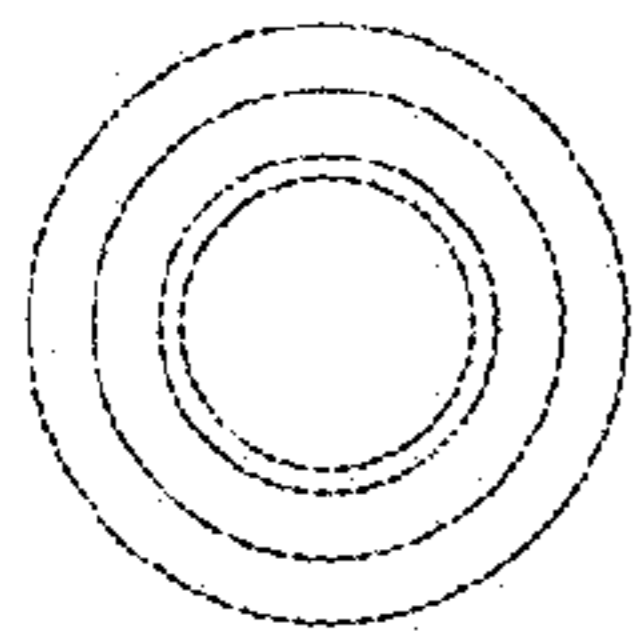


FIG. 5

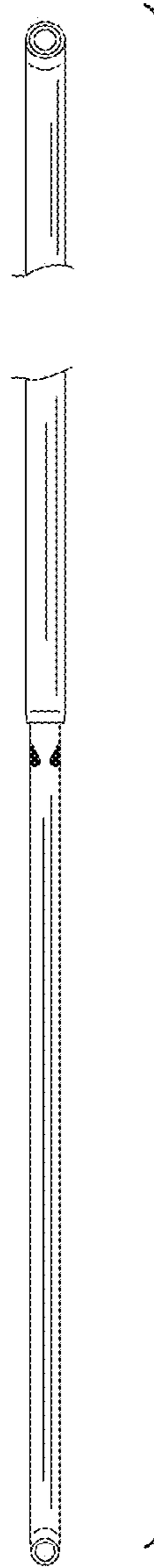


FIG. 6

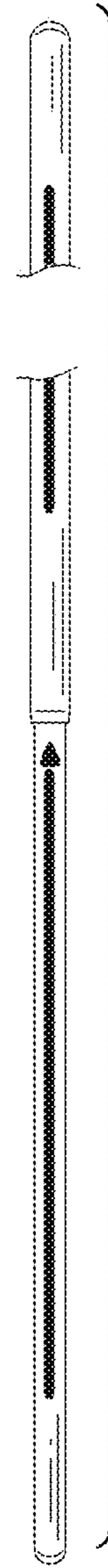


FIG. 7