



US00D753274S

(12) **United States Design Patent**
Young et al.

(10) **Patent No.:** **US D753,274 S**
(45) **Date of Patent:** **** Apr. 5, 2016**

- (54) **GASKET HAVING RAISED SEALING SURFACE PATTERN**
- (71) Applicant: **Garlock Sealing Technologies, LLC**, Palmyra, NY (US)
- (72) Inventors: **Joseph D. Young**, Palmyra, NY (US);
Stefan Pitolaj, Palmyra, NY (US);
Aydin Aykanat, Palmyra, NY (US);
Earl J. Rogalski, Palmyra, NY (US)
- (73) Assignee: **GARLOCK SEALING TECHNOLOGIES, LLC**, Palmyra, NY (US)
- (**) Term: **14 Years**
- (21) Appl. No.: **29/520,070**
- (22) Filed: **Mar. 11, 2015**
- (51) **LOC (10) Cl.** **23-01**
- (52) **U.S. Cl.**
USPC **D23/269**
- (58) **Field of Classification Search**
USPC D23/249, 259, 260, 261, 262, 266, 269;
D5/2, 3, 4, 54; D8/499; 285/95, 113,
285/133.21, 232, 351; 277/351-355, 372
CPC . F16J 15/3256; F16J 15/3404; F16J 25/2418;
F16J 15/3288; F16J 15/36; F16L 27/06;
F16L 27/073; F16L 41/021; F16L 19/086;
F16L 33/24
See application file for complete search history.

871,178 A	11/1907	Ostrander	
D87,410 S *	7/1932	Riley et al.	D25/153
D121,940 S *	8/1940	Aibel et al.	D5/54
2,307,440 A	1/1943	Wilson	
2,477,267 A *	7/1949	Robinson	H01B 1/00 174/129 R
3,032,062 A *	5/1962	Blahnik	E03D 11/00 137/362
3,140,342 A *	7/1964	Avery	F16J 15/06 174/356
3,159,885 A *	12/1964	Cowles	F25D 23/087 49/478.1

(Continued)

FOREIGN PATENT DOCUMENTS

CN	101454599 A	6/2009
EP	1566582 A1	8/2005

(Continued)

OTHER PUBLICATIONS

Extended European Search Report for Application No. EP 12 84 6866 dated Mar. 19, 2015 (3 pages).

Primary Examiner — John Windmuller
Assistant Examiner — Steven Czyz
(74) *Attorney, Agent, or Firm* — Perkins Coie LLP

(57) **CLAIM**

The ornamental design for a gasket having raised sealing surface pattern, as shown and described.

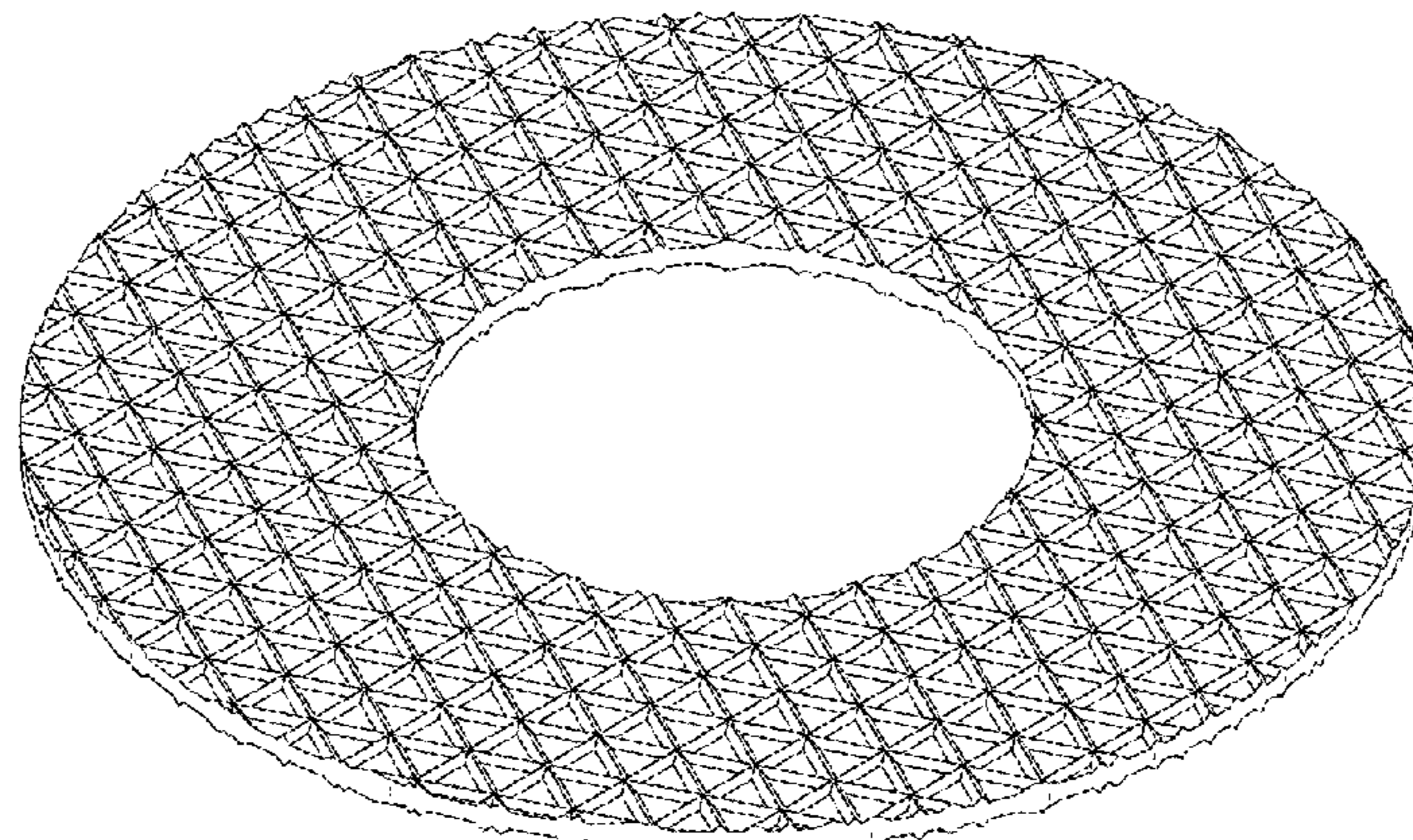
DESCRIPTION

FIG. 1 is a front perspective view of the gasket;
FIG. 2 is a top plan view of the gasket, which is identical to a bottom plan view of the gasket;
FIG. 3 is a front side elevation view of the gasket;
FIG. 4 is a back side elevation view of the gasket;
FIG. 5 is a right side elevation view of the gasket; and,
FIG. 6 is a left side elevation view of the gasket.

1 Claim, 3 Drawing Sheets

(56) **References Cited**
U.S. PATENT DOCUMENTS

306,293 A *	10/1884	Tennant et al.	B21B 1/227 267/136
530,694 A *	12/1894	Kruger et al.	F16J 15/064 277/650
D24,801 S *	10/1895	Weale et al.	D23/269
D26,512 S *	1/1897	Weale et al.	D23/269



(56)

References Cited

U.S. PATENT DOCUMENTS

3,362,735 A 1/1968 Maxeiner
 D215,582 S * 10/1969 Bogan, Jr. 428/134
 3,656,769 A * 4/1972 Jelinek F16L 23/20
 277/611
 3,836,183 A * 9/1974 Battle F16L 23/22
 277/612
 3,837,657 A 9/1974 Farnam et al.
 3,930,656 A 1/1976 Jelinek
 4,109,923 A 8/1978 Tuckmantel
 4,114,908 A 9/1978 Nicholson
 D269,111 S * 5/1983 Logsdon D23/269
 4,650,362 A 3/1987 Kubo
 4,756,561 A * 7/1988 Kawata F01N 13/1827
 277/592
 4,762,172 A 8/1988 Grehier et al.
 4,880,669 A 11/1989 Dorn et al.
 5,401,814 A 3/1995 Schomaker et al.
 D363,979 S * 11/1995 Clark D23/269
 5,510,069 A 4/1996 Schuppler et al.
 5,669,613 A * 9/1997 Lubienski F16J 15/0887
 277/610
 5,693,231 A 12/1997 Johnson et al.
 5,700,015 A 12/1997 Tensor
 5,868,399 A * 2/1999 Schluter B32B 5/26
 277/650
 5,944,322 A * 8/1999 Coff F16J 15/127
 277/594
 5,992,857 A 11/1999 Ueda et al.
 6,247,703 B1 * 6/2001 Forry F16J 15/104
 277/592
 D464,597 S * 10/2002 Bassani D12/194
 6,530,575 B2 3/2003 Poquet et al.
 6,588,767 B2 7/2003 Kane
 6,790,394 B2 9/2004 Kim et al.
 6,981,704 B2 1/2006 Okazaki et al.
 7,361,398 B2 * 4/2008 Dove B32B 3/02
 277/608
 7,786,028 B2 8/2010 Souther et al.
 7,905,498 B2 3/2011 Dempsey et al.
 8,161,711 B2 * 4/2012 Steed E04B 2/7422
 52/782.1
 D666,853 S * 9/2012 Tunstall D23/269
 D699,328 S * 2/2014 Haynes D23/269
 D708,149 S * 7/2014 Auguste D13/156
 D708,586 S * 7/2014 Auguste D13/156
 D711,834 S * 8/2014 Jones D13/152
 D721,509 S * 1/2015 Gunter D5/2
 D732,149 S * 6/2015 Young D23/269

D737,415 S * 8/2015 Sato D23/269
 D738,473 S * 9/2015 Young D23/269
 D740,232 S * 10/2015 Auguste D13/156
 D740,401 S * 10/2015 Young D23/269
 D743,009 S * 11/2015 Young D23/269
 2002/0050692 A1 * 5/2002 Nishimuro F16F 9/526
 277/650
 2005/0127615 A1 6/2005 Matsuki et al.
 2005/0280214 A1 12/2005 Richards
 2006/0266642 A1 11/2006 Akle et al.
 2007/0075505 A1 * 4/2007 Itoi F16J 15/104
 277/650
 2007/0122679 A1 5/2007 Hayashi et al.
 2007/0154769 A1 7/2007 Kuroki et al.
 2007/0228668 A1 10/2007 Dempsey et al.
 2008/0280040 A1 11/2008 Barrall et al.
 2008/0309027 A1 12/2008 Rogeon et al.
 2009/0029231 A1 1/2009 Hood et al.
 2010/0186740 A1 7/2010 Lewis et al.
 2010/0221064 A1 * 9/2010 West F16B 43/001
 403/288
 2010/0253012 A1 * 10/2010 Zhuang C09J 7/0217
 277/637
 2010/0276125 A1 11/2010 Krantz et al.
 2011/0101627 A1 * 5/2011 Labrenz F16L 15/104
 277/630
 2012/0025420 A1 2/2012 Utashiro et al.
 2013/0062837 A1 3/2013 Sasaki
 2013/0228984 A1 9/2013 Watanabe
 2013/0341874 A1 12/2013 Aykanat et al.
 2014/0237998 A1 * 8/2014 Fahrenkrug F01N 3/2066
 60/301
 2015/0115187 A1 * 4/2015 Bormioli F16K 1/165
 251/212

FOREIGN PATENT DOCUMENTS

FR 2367960 A1 5/1978
 JP S56-21650 U 2/1981
 JP S58-123963 U 8/1983
 JP S63-19548 U 2/1988
 JP 08-240271 A 9/1996
 JP 11-037294 A 2/1999
 JP 2002-156044 A 5/2002
 JP 2007-092904 A 4/2007
 JP 2008-223946 A 9/2008
 JP 2009-531636 A 9/2009
 JP 2009-299903 A 12/2009
 JP 2010-138972 A 6/2010
 WO WO-2007-126978 A2 11/2007

* cited by examiner

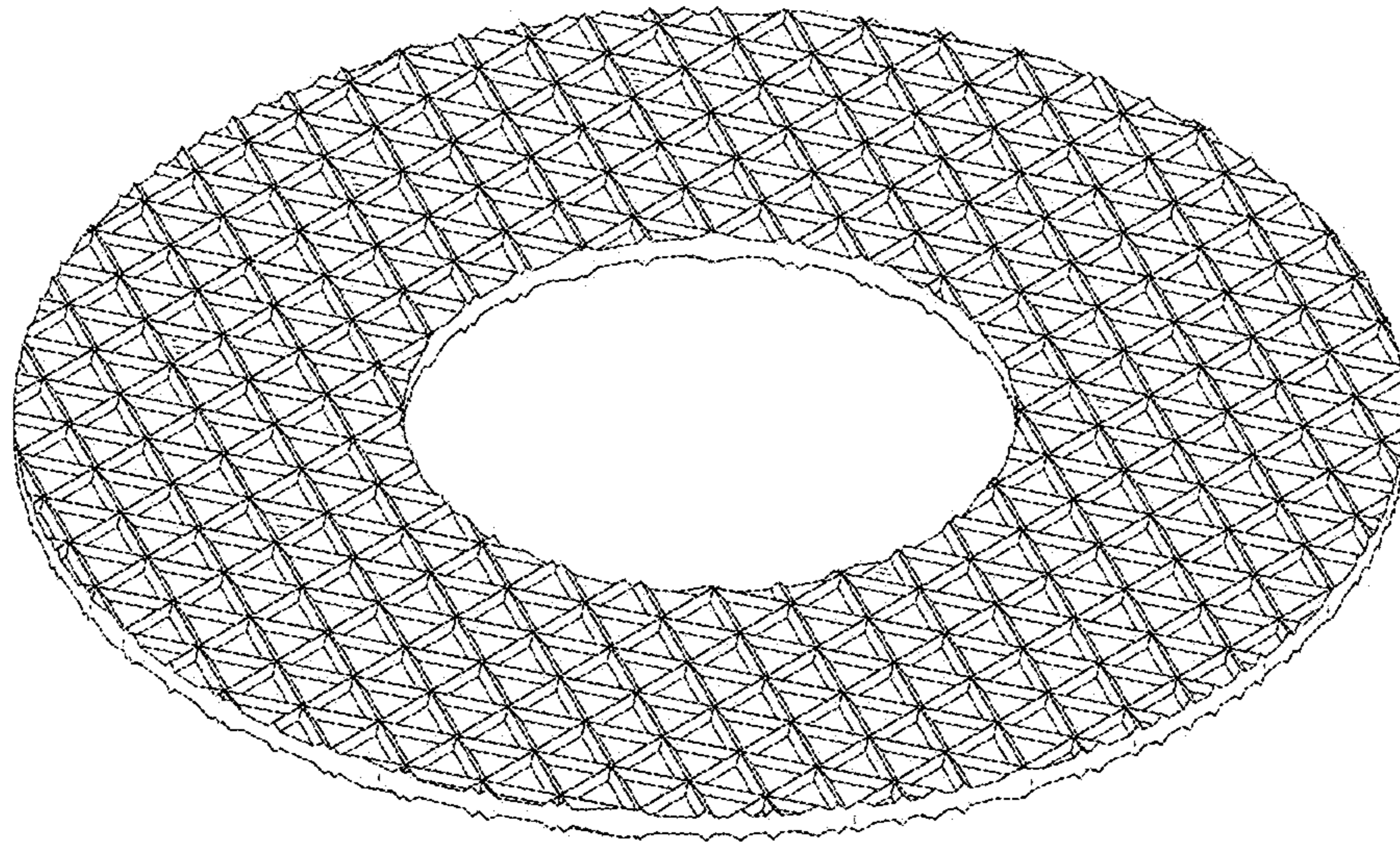


FIG. 1

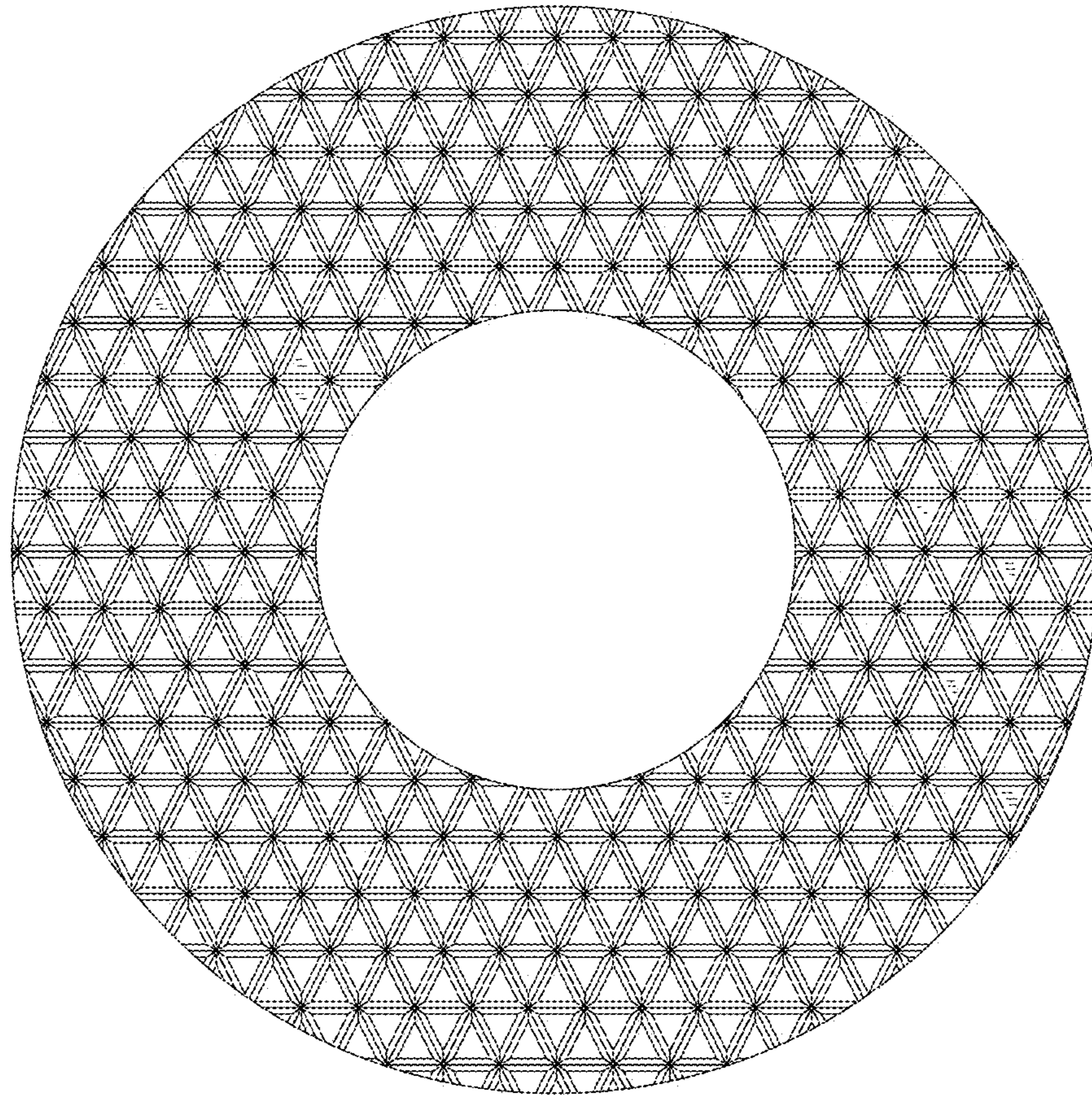


FIG.2

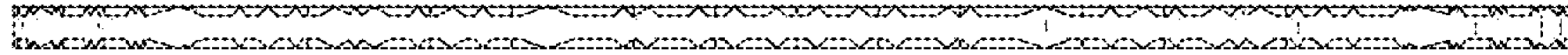


FIG.3

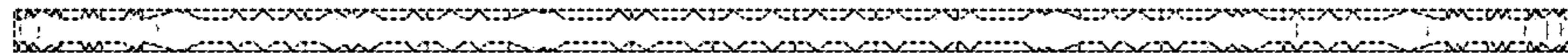


FIG.4




FIG.5




FIG.6