



US00D753255S

(12) **United States Design Patent**
Newson

(10) **Patent No.:** **US D753,255 S**
(45) **Date of Patent:** **** Apr. 5, 2016**

- (54) **ACTION BODY FOR A SHOTGUN**
- (71) Applicant: **FABBRICA D'ARMI PIETRO BERETTA S.p.A.**, Gardone Val Trompia, Brescia (IT)
- (72) Inventor: **Marc Andrew Newson**, London (GB)
- (73) Assignee: **Fabbrica D'Armi Pietro Beretta S.p.A.**, Gardone Val Trompia, Brescia (IT)
- (**) Term: **14 Years**
- (21) Appl. No.: **29/500,773**
- (22) Filed: **Aug. 28, 2014**
- (30) **Foreign Application Priority Data**
Apr. 4, 2014 (WO) 809371001
- (51) **LOC (10) Cl.** **22-01**
- (52) **U.S. Cl.**
USPC **D22/108**
- (58) **Field of Classification Search**
USPC D22/103, 108
CPC F41C 7/02; F41C 7/00; F41C 7/11
See application file for complete search history.

- (56) **References Cited**
U.S. PATENT DOCUMENTS
3,840,995 A * 10/1974 Freiling F41G 1/10
42/111
3,964,198 A * 6/1976 Waddell F41A 15/06
42/46
4,328,632 A * 5/1982 Beers F42B 5/24
102/440
4,597,211 A * 7/1986 Miles F41G 1/52
42/111
4,646,457 A * 3/1987 Verney-Carron F41C 7/11
42/41
4,976,059 A * 12/1990 Marzocco F41A 15/06
42/46
5,440,963 A * 8/1995 Szecsei F41A 3/24
42/16

- 5,459,956 A * 10/1995 Rowlands F41A 3/58
42/43
- 6,397,505 B1 * 6/2002 Stratton F41A 15/06
42/25
- 6,871,437 B1 * 3/2005 Bartozzi F41A 17/02
42/70.01
- 7,707,923 B2 * 5/2010 Gussalli Beretta F41A 3/26
42/40

* cited by examiner

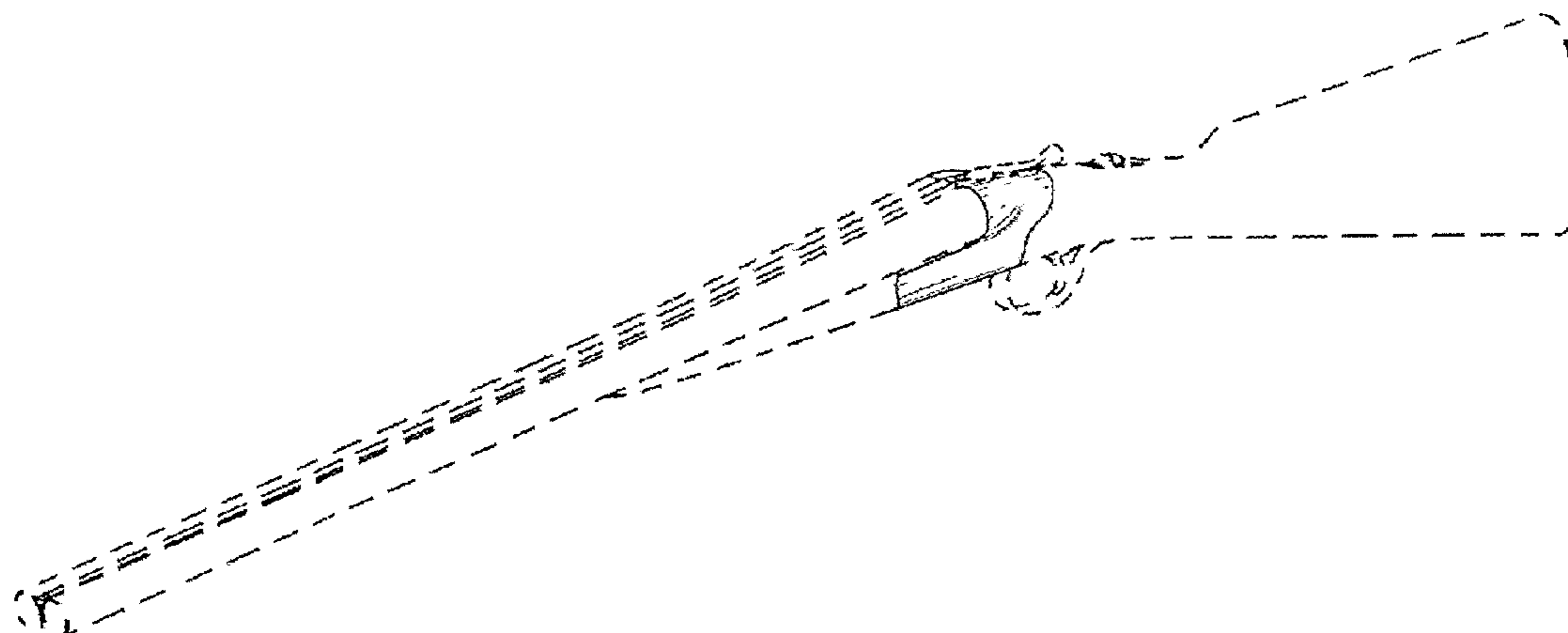
Primary Examiner — Michael A Pratt
(74) *Attorney, Agent, or Firm* — Thomas | Horstemeyer, LLP

(57) **CLAIM**
The ornamental design for an action body for a shotgun, as shown and described.

DESCRIPTION

FIG. 1 is a front perspective view of my new action body for a shotgun;
 FIG. 2 is a left side view of my new action body for a shotgun of FIG. 1;
 FIG. 3 is a right side view of my new action body for a shotgun from a side opposite that of FIG. 2;
 FIG. 4 is a top view of my new action body for a shotgun of FIG. 1;
 FIG. 5 is a bottom view of my new action body for a shotgun of FIG. 1;
 FIG. 6 is a front view of my new action body for a shotgun of FIG. 1;
 FIG. 7 is a rear view of my new action body for a shotgun of FIG. 1;
 FIG. 8 is an enlarged section of FIG. 1 depicting a perspective view of my new action body for a shotgun;
 FIG. 9 is an enlarged section of FIG. 2 depicting a left side view of my new action body for a shotgun;
 FIG. 10 is an enlarged section of FIG. 3 depicting a right side view of my new action body for a shotgun; and,
 FIG. 11 is an enlarged section of FIG. 4 depicting a top view of my new action body for a shotgun.
 The broken line showing of portions of the figures is included for the purpose of illustrating environmental structure and forms no part of the claimed design.

1 Claim, 11 Drawing Sheets



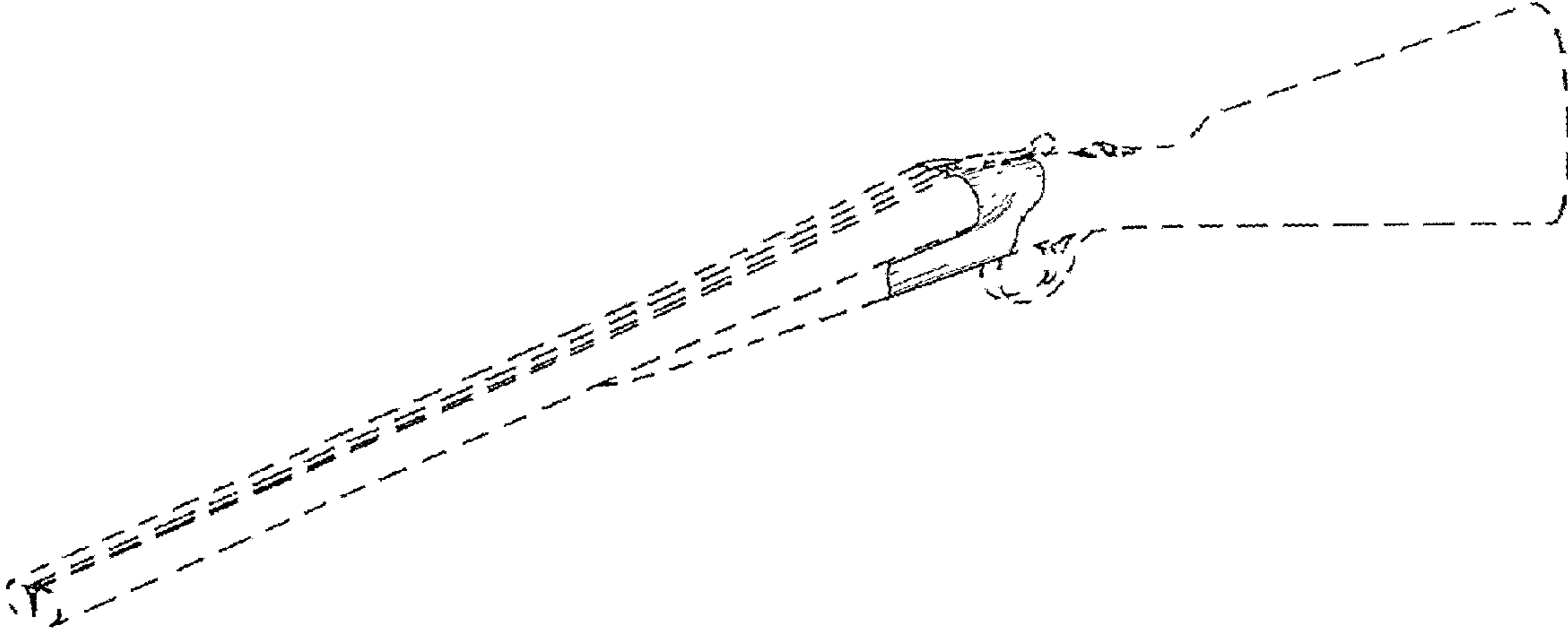


FIG. 1




FIG. 2




FIG. 3




FIG. 4



FIG.5



FIG.6




FIG. 7

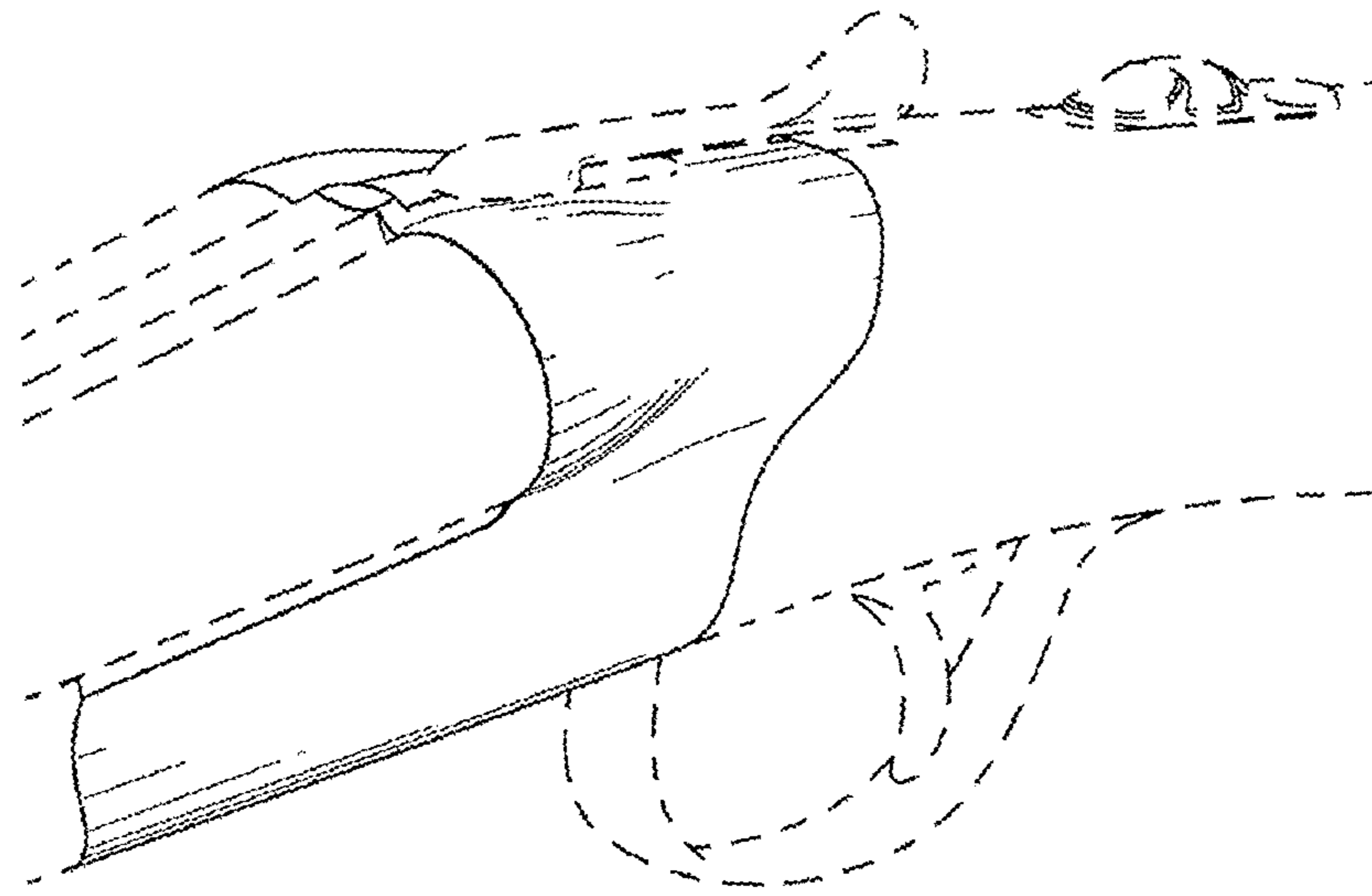


FIG.8

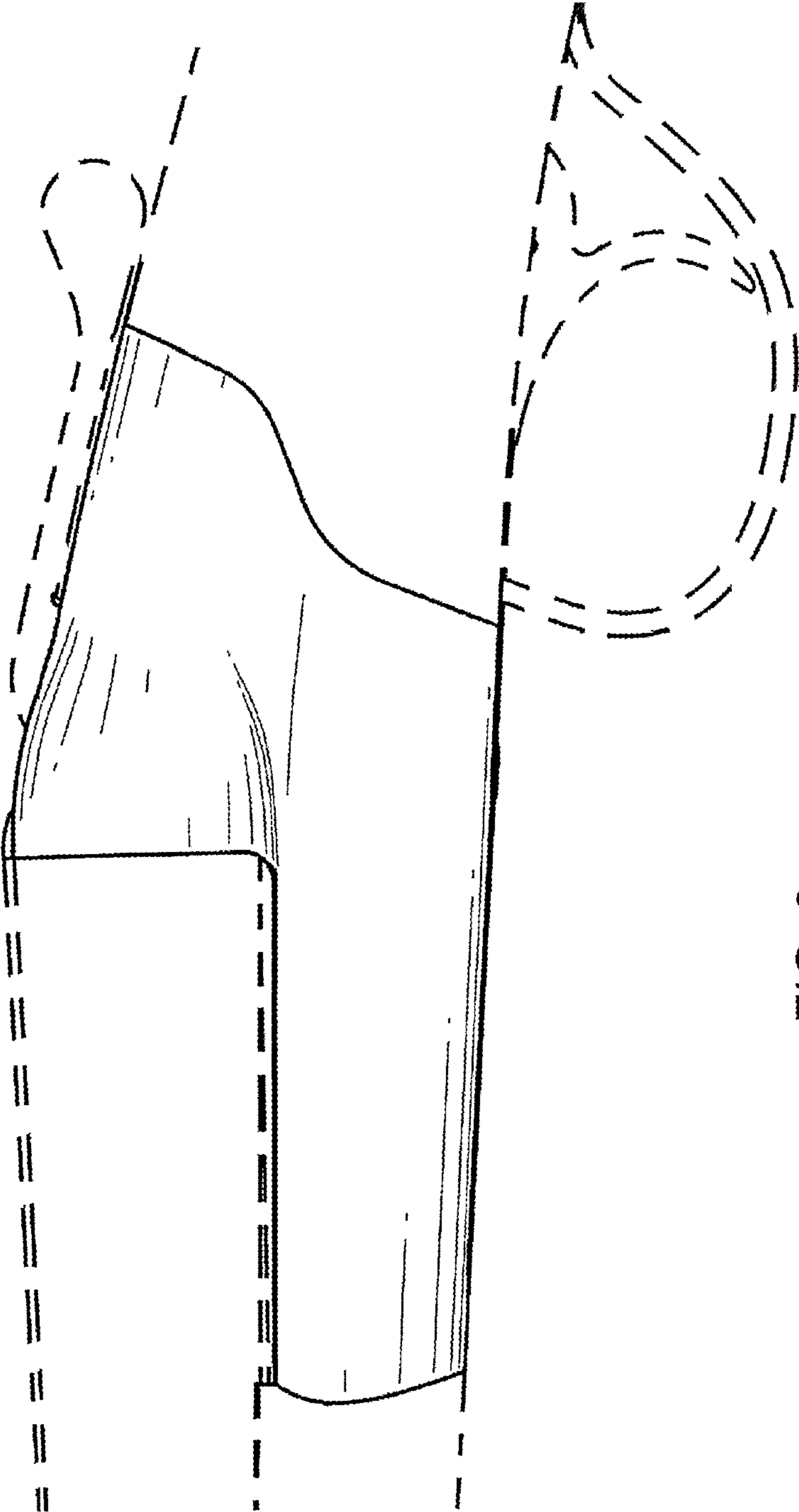


FIG. 9

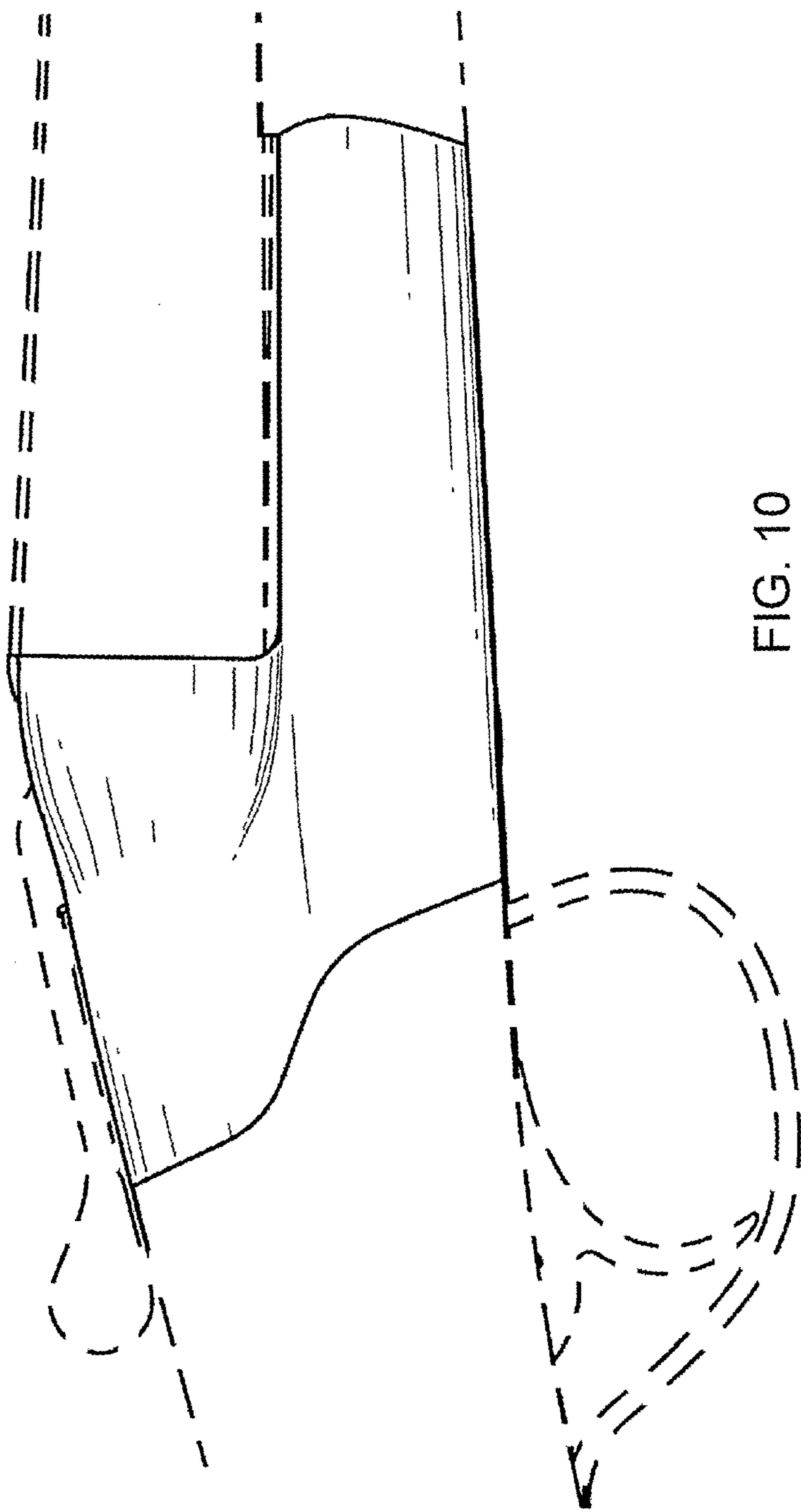


FIG. 10

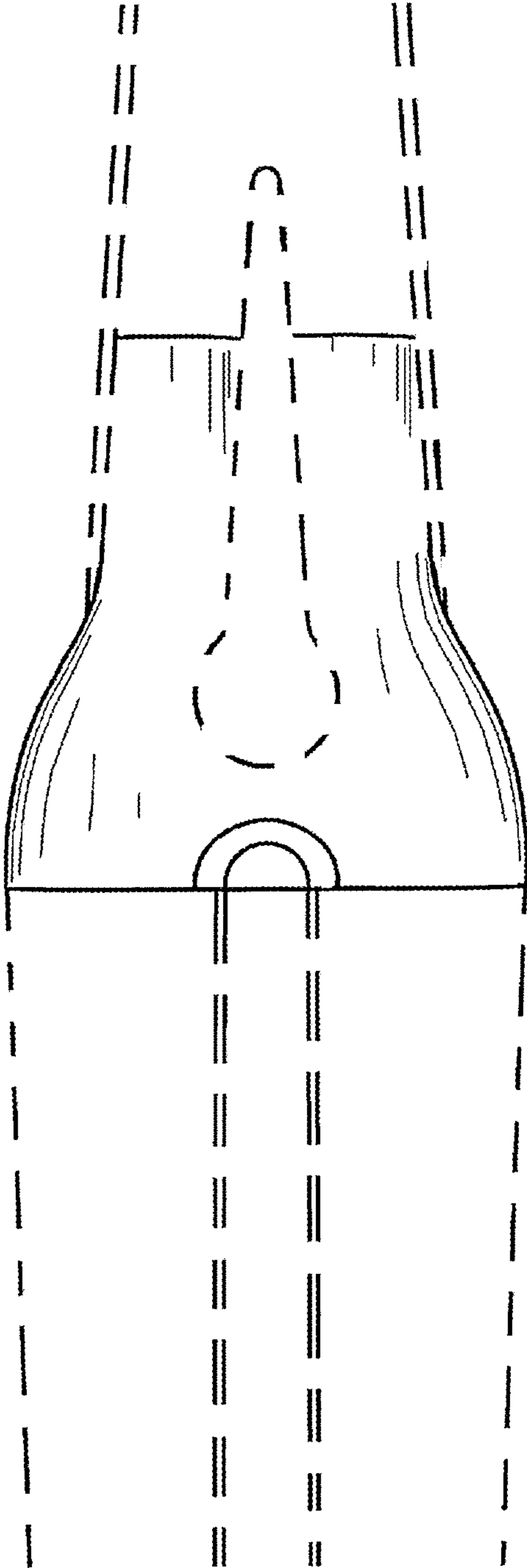


FIG. 11