



US00D753198S

(12) **United States Design Patent**
Jeon et al.

(10) **Patent No.:** **US D753,198 S**
(45) **Date of Patent:** **** Apr. 5, 2016**

(54) **SUPPORT PLATE FOR REFRIGERATOR CONTAINER**

(71) Applicant: **Samsung Electronics Co., Ltd.**,
Suwon-Si, Gyeonggi-Do (KR)
(72) Inventors: **Sangwoon Jeon**, Namyangju-si (KR);
Jae Min Lee, Incheon (KR); **Junehyuck Choi**, Ulsan (KR)
(73) Assignee: **Samsung Electronics Co., Ltd.**,
Gyeonggi Do (KR)

(**) Term: **14 Years**

(21) Appl. No.: **29/509,964**

(22) Filed: **Nov. 24, 2014**

(30) **Foreign Application Priority Data**

May 22, 2014 (KR) 30-2014-0025341

(51) **LOC (10) Cl.** **15-07**

(52) **U.S. Cl.**
USPC **D15/89**

(58) **Field of Classification Search**
USPC D15/89, 81, 83, 84, 85, 86, 87, 88, 90;
312/404-408; 62/344, 382
CPC F25D 23/028; F25D 23/02; F25D 23/00;
F25D 23/04; F25D 23/12; F25D 25/025;
F25D 25/02; F25D 25/024; F25D 2323/021;
F25D 2323/024; F25B 21/02; F25B 21/04;
F25B 2321/02; F25B 2321/0252; F25B 1/005;
F25B 1/00; F25B 1/01; F25B 2339/047;
F25B 5/02; F25B 7/00; F25B 13/00
See application file for complete search history.

(56) **References Cited**

U.S. PATENT DOCUMENTS

5,947,573 A * 9/1999 Tovar A47B 88/0003
312/311
6,173,580 B1 * 1/2001 Rosenberg A23B 7/0433
62/371
D591,313 S * 4/2009 Baacke D15/89

D591,314 S * 4/2009 Baacke D15/89
D607,021 S * 12/2009 Baacke D15/89
D612,872 S * 3/2010 Baacke D15/89
D694,289 S * 11/2013 Hottmann D15/89
D709,531 S * 7/2014 Park D15/89
D709,927 S * 7/2014 Park D15/89
D723,593 S * 3/2015 Ryu D15/89
D727,376 S * 4/2015 Lee D15/89
D733,771 S * 7/2015 Lee D15/89
D733,773 S * 7/2015 Lee D15/89
D734,784 S * 7/2015 Kim D15/89
2004/0178708 A1 * 9/2004 O'Halloran A47B 88/20
312/404
2009/0230832 A1 * 9/2009 Shin F25D 25/025
312/404

* cited by examiner

Primary Examiner — Mark Goodwin

(74) *Attorney, Agent, or Firm* — Harness, Dickey & Pierce,
P.L.C.

(57) **CLAIM**

We claim, the ornamental design for support plate for refrigerator container, as shown and described.

DESCRIPTION

FIG. 1 is the front perspective view of support plate for refrigerator container showing our new design;
FIG. 2 is the front view thereof;
FIG. 3 is the rear view thereof;
FIG. 4 is the left-side view thereof;
FIG. 5 is the right-side view thereof;
FIG. 6 is the top plan view thereof;
FIG. 7 is the bottom plan view thereof;
FIG. 8 is an enlarged cross-sectional view taken through line A-A of FIG. 6;
FIG. 9 is an enlarged cross-sectional view taken through line B-B of FIG. 6; and,
FIG. 10 a front perspective view of the support plate for refrigerator container shown in an example environment.
The broken lines are for environmental purposes only and form no part of the claimed design.

1 Claim, 8 Drawing Sheets

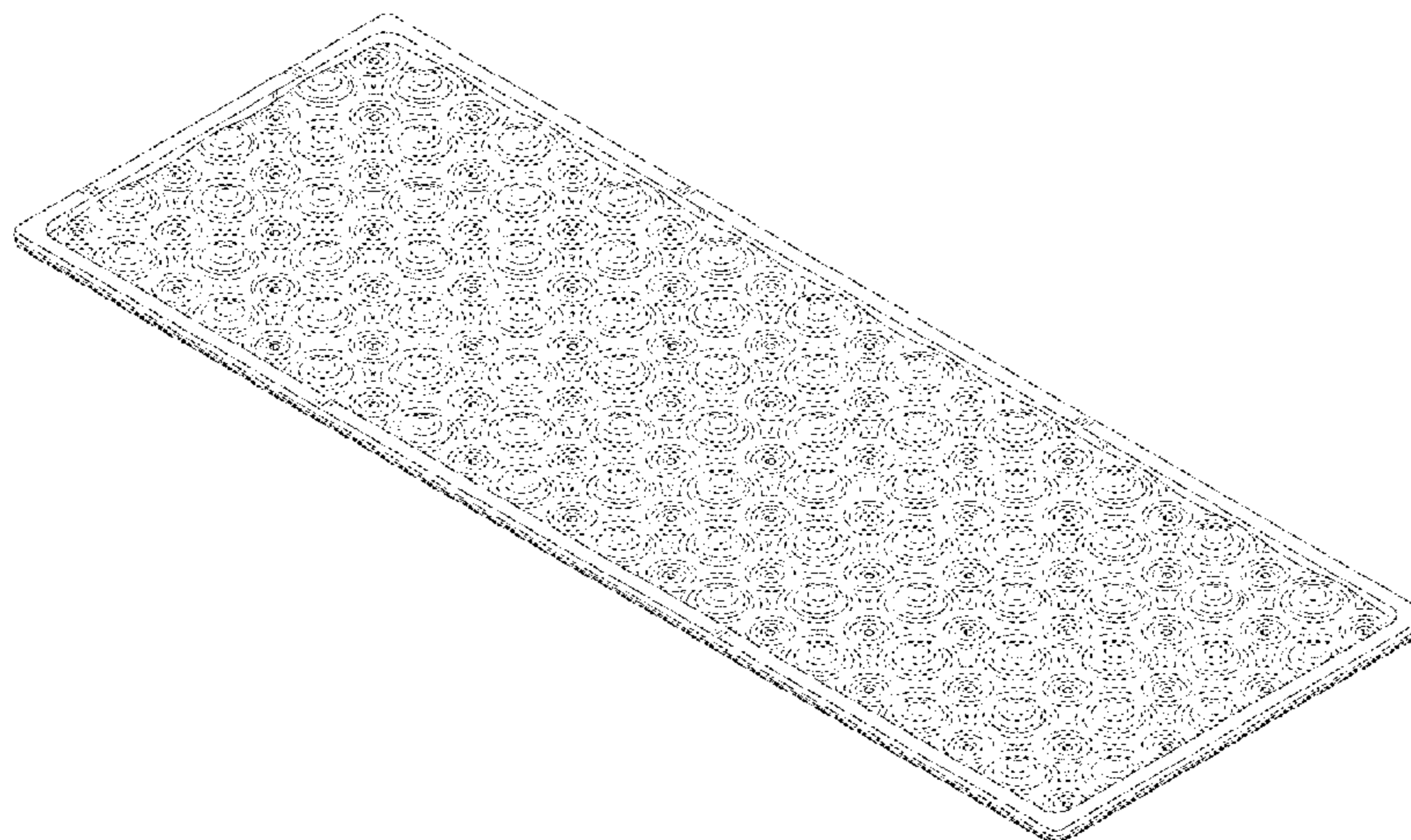


Fig. 1

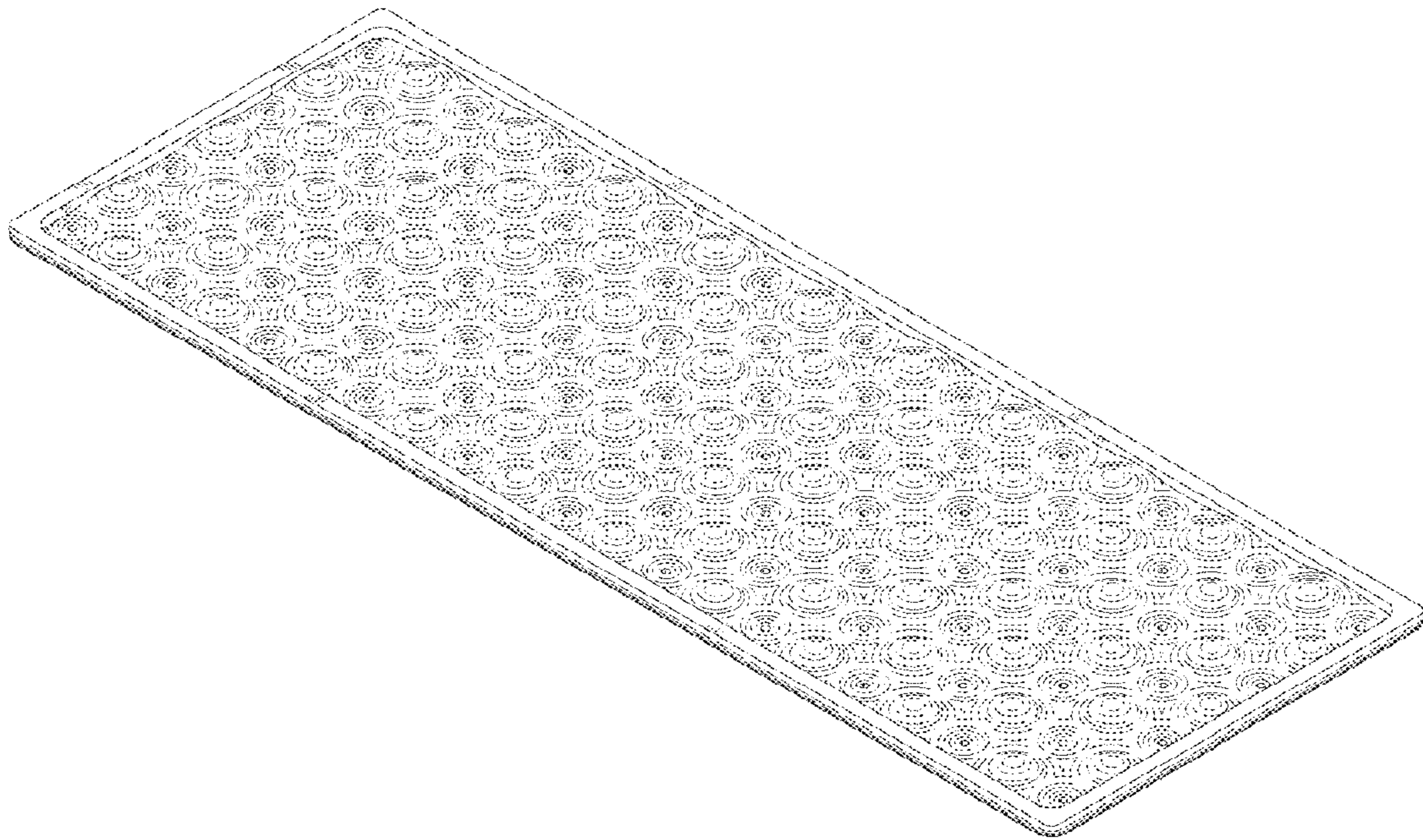


Fig. 2




Fig. 3




Fig. 4




Fig. 5



Fig. 6




Fig. 7




Fig. 8




Fig. 9




Fig. 10

