



US00D753196S

(12) **United States Design Patent**
Rautavuori

(10) **Patent No.:** **US D753,196 S**
(45) **Date of Patent:** **** Apr. 5, 2016**

(54) **REFRIGERATING APPARATUS**

F25D 23/12; F25D 29/005; F25D 17/042;
F25D 2325/021

(71) Applicant: **Antti Rautavuori**, Helsinki (FI)

See application file for complete search history.

(72) Inventor: **Antti Rautavuori**, Helsinki (FI)

(56) **References Cited**

(73) Assignee: **NORPE OY**, Porvoo (FI)

U.S. PATENT DOCUMENTS

(**) Term: **14 Years**

D427,210 S * 6/2000 Tsukida D15/83
D607,907 S * 1/2010 de Malherbe D15/83
D622,982 S * 9/2010 Ikeda D15/83
D625,127 S * 10/2010 Seki D15/83

(21) Appl. No.: **29/494,050**

* cited by examiner

(22) Filed: **Jun. 17, 2014**

(30) **Foreign Application Priority Data**

Primary Examiner — Daniel Bui

Dec. 19, 2013 (EM) 002373191-0001

Assistant Examiner — Khawaja Anwar

Dec. 19, 2013 (EM) 002373191-0002

(74) *Attorney, Agent, or Firm* — Klauber & Jackson LLP

Dec. 19, 2013 (EM) 002373191-0003

(51) **LOC (10) Cl.** **15-07**

(57) **CLAIM**

(52) **U.S. Cl.**

The ornamental design for a refrigerating apparatus, as shown and described.

USPC **D15/79**

(58) **Field of Classification Search**

DESCRIPTION

USPC D15/79-91; D6/661, 657, 658, 660,
D6/665, 664

FIG. 1 is a top, front and right side perspective view of a refrigerating apparatus showing my new design;
FIG. 2 is a front elevation view thereof;
FIG. 3 is a left side elevation view thereof;
FIG. 4 is a right side elevation view thereof;
FIG. 5 is a top plan view thereof; and,
FIG. 6 is a rear elevation view thereof.

CPC F25B 21/02; F25B 2321/02; F25B 1/005;
F25B 2321/0252; F25B 1/00; F25B 1/10;
F25B 21/04; F25B 2339/047; F25B 5/02;
F25B 7/00; F25B 13/00; F25B 1/053; F25B
2309/06; F25B 2321/021; F25B 2321/023;
F25D 23/028; F25D 23/02; F25D 25/025;
F25D 23/00; F25D 2323/021; F25D 11/00;
F25D 2323/024; F25D 23/04; F25D 29/00;
F25D 25/02; F25D 25/024; F25D 27/005;

1 Claim, 5 Drawing Sheets




FIG. 1



FIG. 2




FIG. 3



FIG. 4



FIG. 5




FIG. 6

