



US00D753124S

(12) **United States Design Patent**  
**Corcoran et al.**

(10) **Patent No.:** **US D753,124 S**

(45) **Date of Patent:** **\*\* Apr. 5, 2016**

(54) **PROTECTIVE COVER FOR AN INPUT DEVICE**

(71) Applicant: **Logitech Europe S.A.**, Lausanne (CH)

(72) Inventors: **Fergal Corcoran**, Co. Cork (IE);  
**Padraig Murphy**, Co. Monogham (IE);  
**Ken Delaney**, Co. Cork (IE); **Nick Jinkinson**, St-Sulpice (CH); **Marcel Twohig**, Dublin (IE); **Ian Walton**, Lausanne (CH); **Eric Lu**, Hsinchu (TW)

(73) Assignee: **Logitech Europe S.A.**, Lausanne (CH)

(\*\*) Term: **14 Years**

(21) Appl. No.: **29/509,399**

(22) Filed: **Nov. 17, 2014**

(51) **LOC (10) Cl.** ..... **14-02**

(52) **U.S. Cl.**  
USPC ..... **D14/440**

(58) **Field of Classification Search**  
USPC ..... D14/440, 439, 432, 203.4, 203.8, 341;  
D3/218, 215, 201, 294, 289, 900  
CPC ... G06F 1/1601; G06F 1/1626; G06F 1/1633;  
G06F 1/1675; G06F 1/167; G02F 1/1306;  
G02F 1/133308; G02F 1/153; G02F  
2001/133317; H04M 1/185; H04M 1/0252;  
H04B 1/3888

See application file for complete search history.

(56) **References Cited**

**U.S. PATENT DOCUMENTS**

D415,481 S	*	10/1999	Cooper	.....	D14/440
D606,305 S	*	12/2009	Lee	.....	D3/269
D679,714 S	*	4/2013	Smith	.....	D14/440
D685,357 S	*	7/2013	Rekuc	.....	D14/250
D690,703 S	*	10/2013	Welch	.....	D14/440
D708,621 S	*	7/2014	Gifford	.....	D14/447
D714,295 S	*	9/2014	Fujioka	.....	D14/440
D714,770 S	*	10/2014	Nolan	.....	D14/250

D720,341 S	*	12/2014	Sharudenko	.....	D14/250
D720,739 S	*	1/2015	Liu	.....	D14/250
D724,094 S	*	3/2015	Blochinger	.....	D14/440
D729,219 S	*	5/2015	Yung	.....	D14/250
D729,255 S	*	5/2015	Kilkenny	.....	D14/440
D731,493 S	*	6/2015	Mills	.....	D14/440
D731,494 S	*	6/2015	Barfoot	.....	D14/440
D731,495 S	*	6/2015	Hassett	.....	D14/440
D735,207 S	*	7/2015	Dahlberg	.....	D14/440

(Continued)

**OTHER PUBLICATIONS**

Guy "Review: Incase Box case for iPhone 4/4S," iLounge.com (May 15, 2012).

*Primary Examiner* — Cynthia Underwood

(74) *Attorney, Agent, or Firm* — Kilpatrick Townsend & Stockton LLP

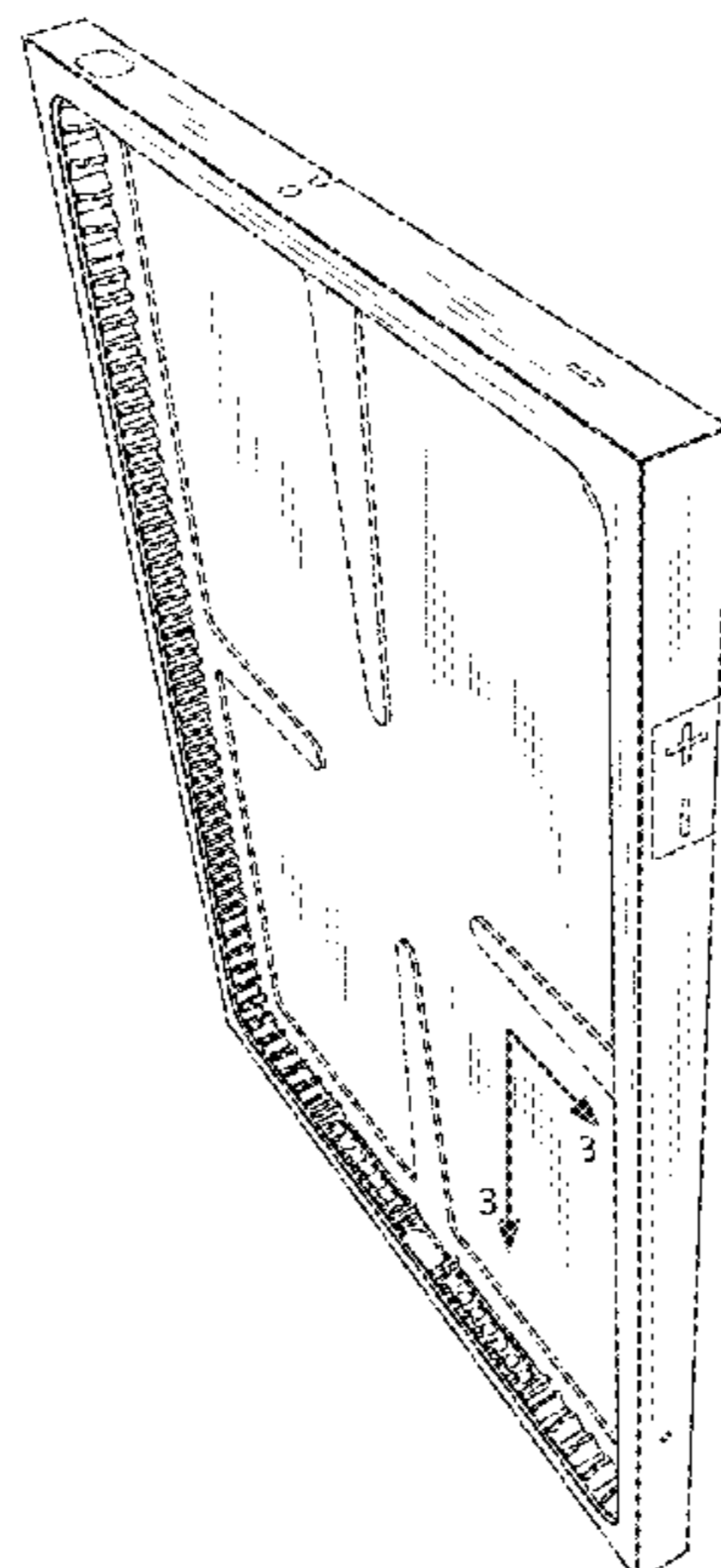
(57) **CLAIM**

The ornamental design for a protective cover for an input device, as shown and described.

**DESCRIPTION**

FIG. 1 is a perspective view of our protective cover for an input device showing our new design;  
FIG. 2 is a second perspective view thereof;  
FIG. 3 is a third perspective cut away and magnified view thereof taken from line 3-3 on FIG. 1;  
FIG. 4 is a top plan view thereof;  
FIG. 5 is a bottom plan view thereof;  
FIG. 6 is a rear elevational view thereof;  
FIG. 7 is a front elevational view thereof;  
FIG. 8 is a left side elevational view thereof; and  
FIG. 9 is a right side elevational view thereof.  
FIG. 10 is a perspective view of second embodiment of our protective cover for an input device showing our new design; and,  
FIG. 11 is a second perspective view thereof.  
Broken lines represent environment and form no part of the claim.

**1 Claim, 8 Drawing Sheets**



# US D753,124 S

Page 2

---

(56)

## References Cited

### U.S. PATENT DOCUMENTS

D741,335 S *	10/2015	Bastian .....	D14/440	
D742,890 S *	11/2015	Mecchella .....	D14/440	
2010/0289390 A1 *	11/2010	Kenney .....	B29C 43/006	
			312/223.1	
D736,777 S *	8/2015	Rayner .....	D14/440	
D737,276 S *	8/2015	Armstrong .....	D14/440	* cited by examiner

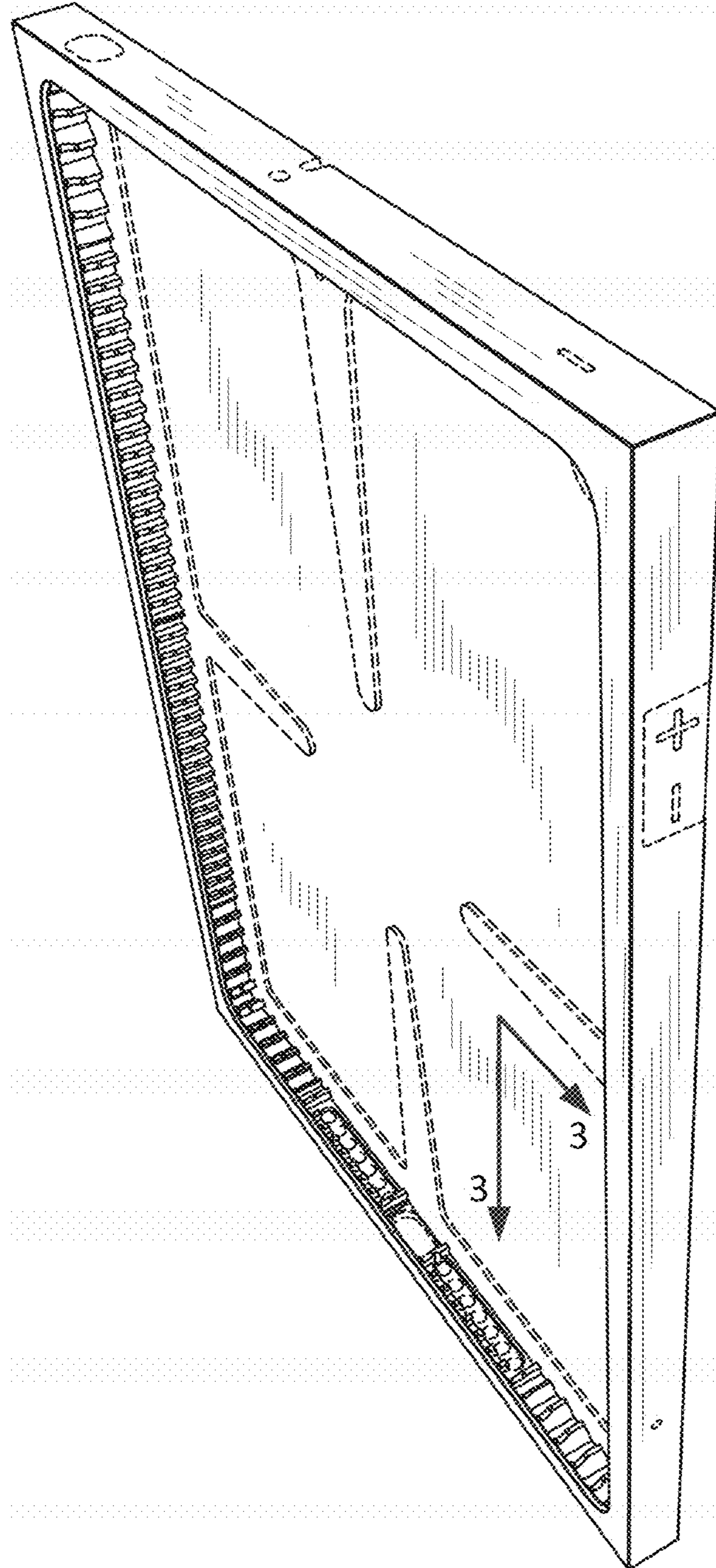


FIG. 1

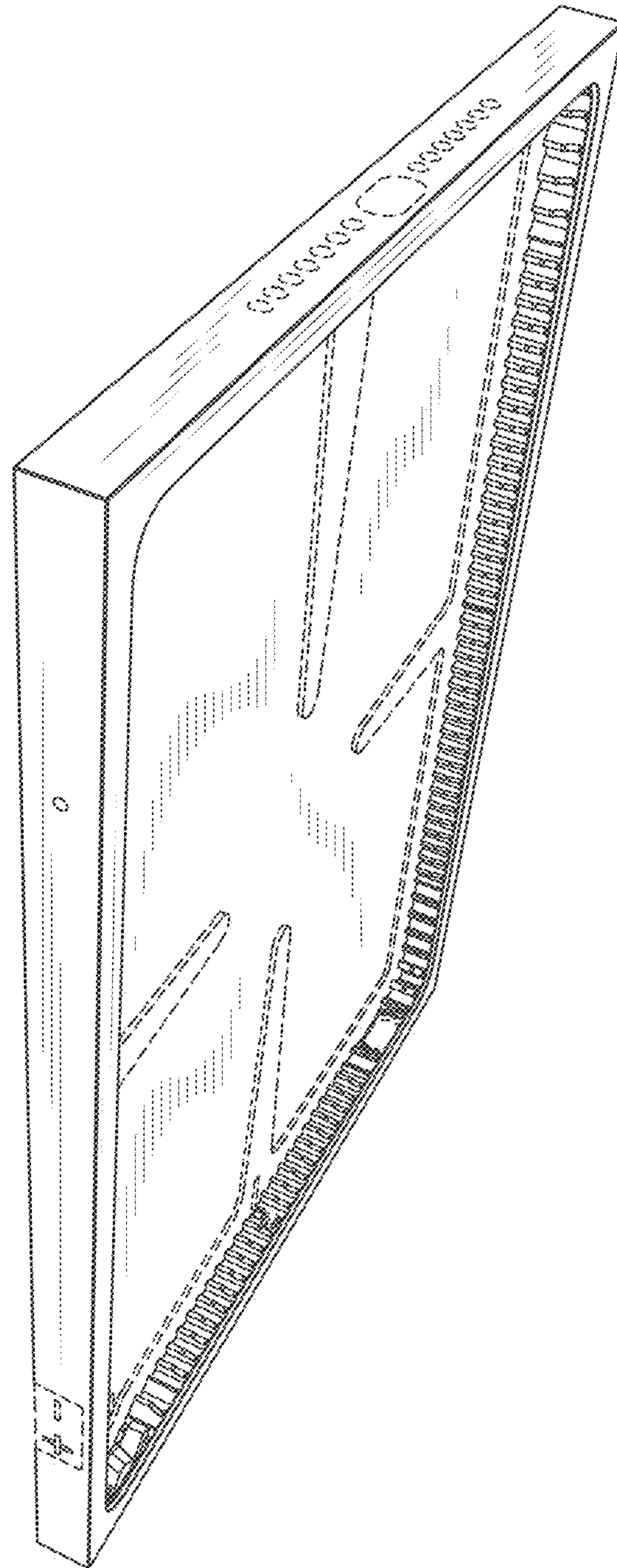


FIG. 2

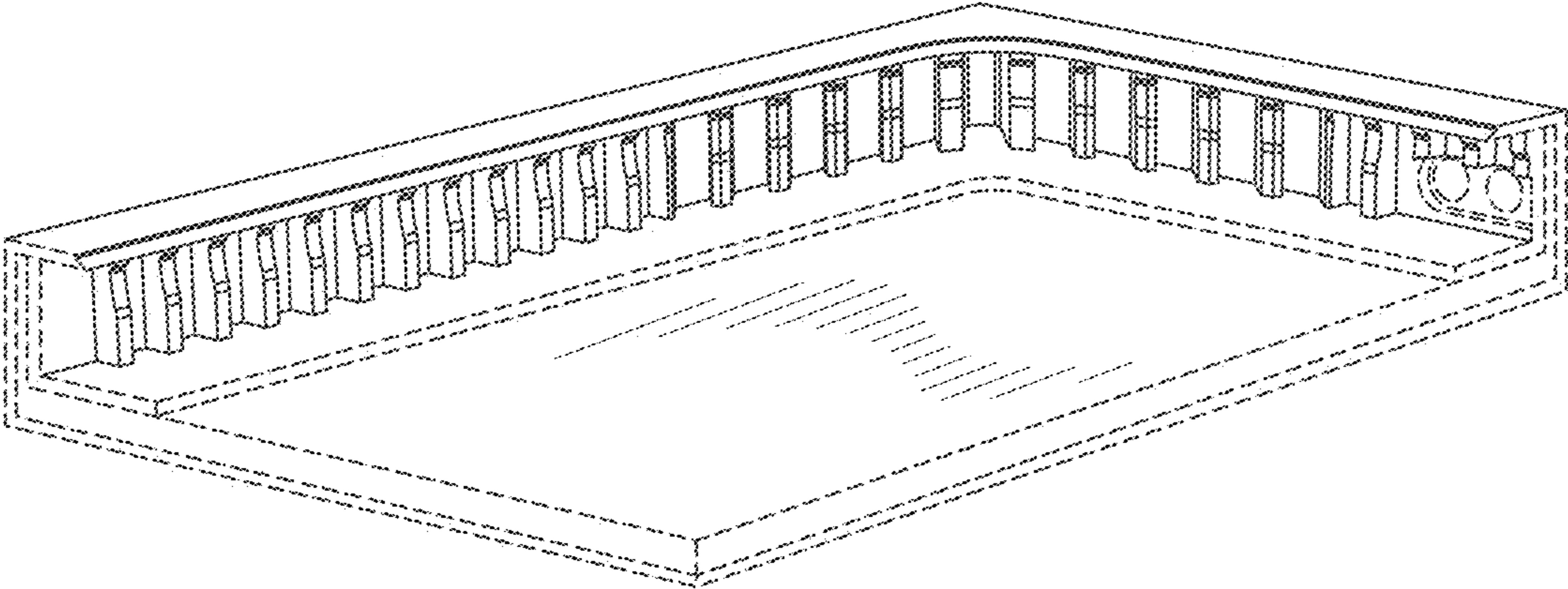


FIG. 3

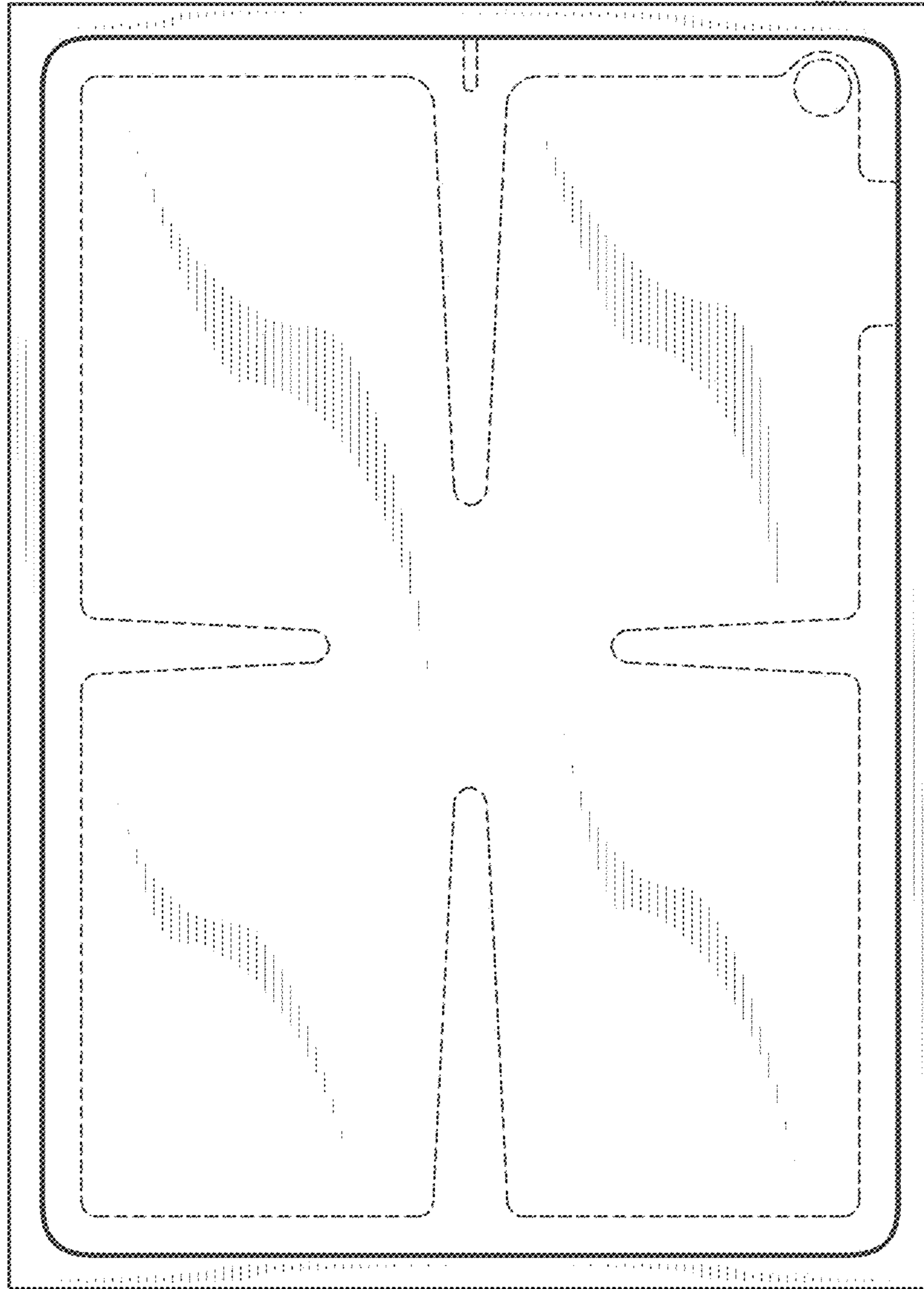


FIG. 4



FIG. 5



FIG. 6




FIG. 7



FIG. 8




FIG. 9



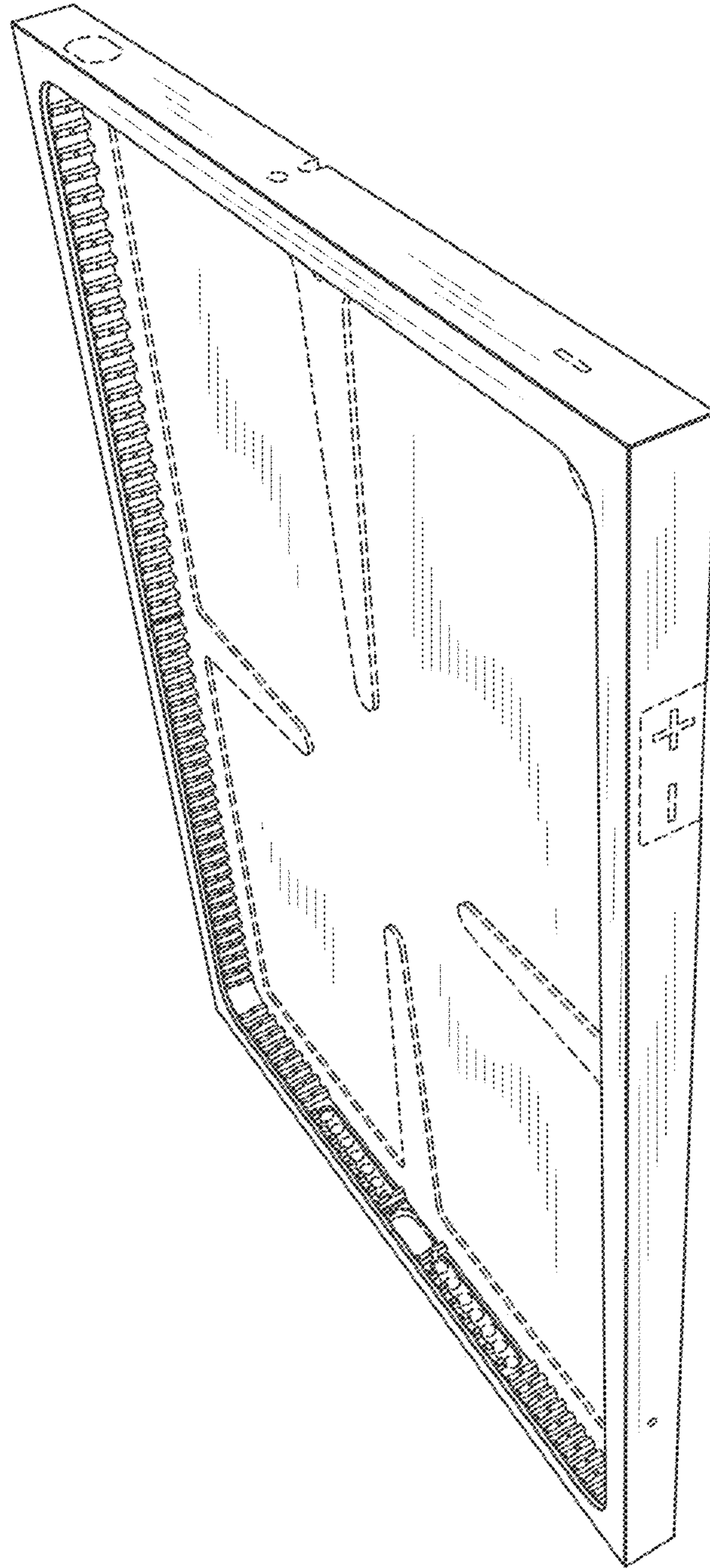


FIG. 10

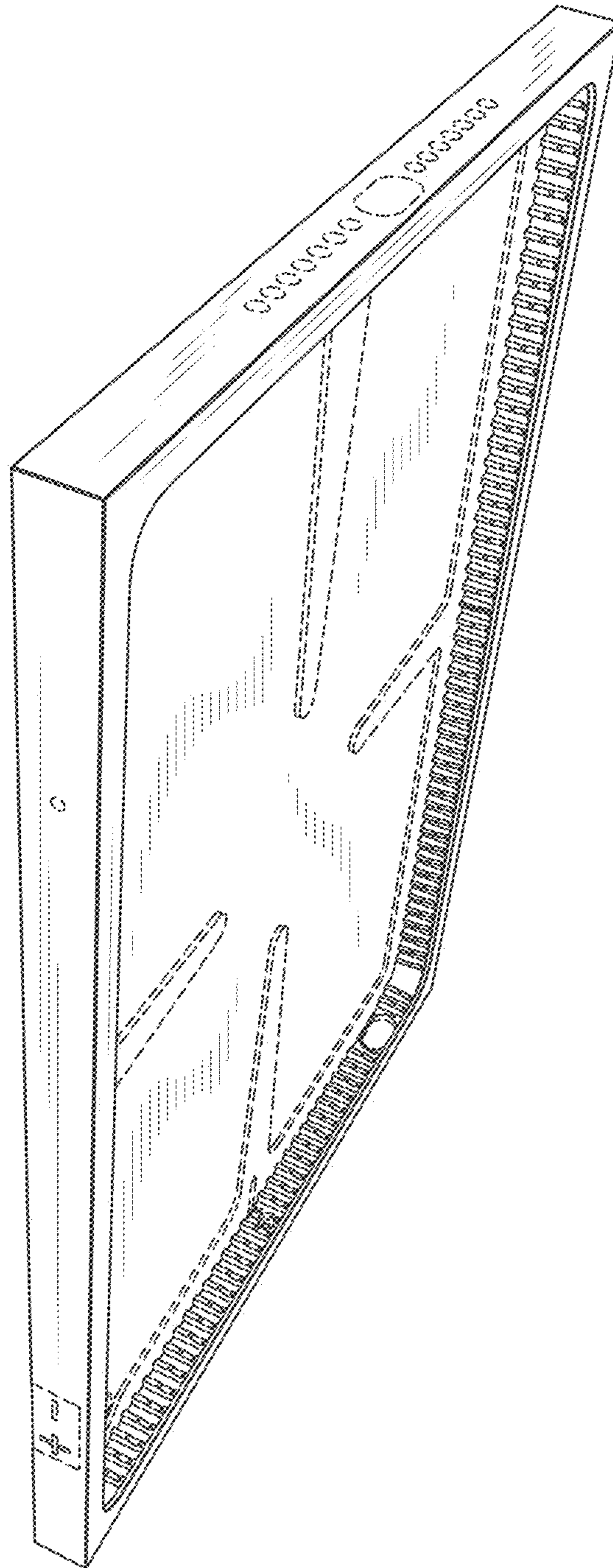


FIG. 11