



US00D753121S

(12) **United States Design Patent**
Sauvage et al.

(10) **Patent No.:** **US D753,121 S**

(45) **Date of Patent:** **** Apr. 5, 2016**

(54) **PROTECTIVE COVER FOR A TABLET COMPUTER**

(71) Applicant: **Logitech Europe S.A.**, Morges (CH)

(72) Inventors: **Sylvain Sauvage**, La Tour-de-Peilz (CH); **Malachy Spollen**, Lausanne (CH); **Mathew Bates**, Blackrock (IE); **John Moriarty**, Dublin (IE); **Simone Mandelli**, Lausanne (CH); **Alexis Richard**, La Tour-de-Peilz (CH); **Azmat Ali**, Pleasanton, CA (US)

(73) Assignee: **Logitech Europe S.A.**, Morges (CH)

(**) Term: **14 Years**

(21) Appl. No.: **29/444,721**

(22) Filed: **Feb. 1, 2013**

Related U.S. Application Data

(63) Continuation of application No. 29/444,145, filed on Jan. 25, 2013.

(51) **LOC (10) Cl.** **14-02**

(52) **U.S. Cl.**
USPC **D14/440**

(58) **Field of Classification Search**

USPC D14/250, 251, 253, 240, 217, 496, 440, D14/203.3, 203.4, 203.5, 203.8, 341, 318, D14/439, 447; D3/218, 215, 201, 294, 289, D3/900; 220/4.02; 248/309.1; 361/679.56; 379/426, 433.11, 455; 455/575.1, 455/575.8, 457.1; 190/100; 206/305, 320, 206/45.2; D21/469; 312/240
CPC ... G06F 1/1601; G06F 1/1626; G06F 1/1633; G06F 1/1675; G06F 1/1679; G02F 1/1306; G02F 1/133; G02F 1/133308; G02F 1/153; G02F 1/1533; G02F 2001/133317; H04M 1/185; H04M 1/0252; H04B 1/3888

See application file for complete search history.

(56) **References Cited**

U.S. PATENT DOCUMENTS

5,128,662 A * 7/1992 Failla 345/1.3
5,712,760 A * 1/1998 Coulon et al. 361/679.15

(Continued)

Primary Examiner — Cynthia Underwood

(74) *Attorney, Agent, or Firm* — Kilpatrick Townsend & Stockton LLP

(57) **CLAIM**

The ornamental design for a protective cover for a tablet computer, as shown and described.

DESCRIPTION

FIG. 1 is a perspective view of a first embodiment of the protective cover for a tablet computer showing our new;

FIG. 2 is a top plan view thereof;

FIG. 3 is a bottom plan view thereof;

FIG. 4 is a front elevational view thereof;

FIG. 5 is a rear elevational view thereof;

FIG. 6 is a left side elevational view thereof; and

FIG. 7 is a right side elevational view thereof.

FIG. 8 is a rear elevational view of the first embodiment of a protective cover for a tablet computer showing our new design coupled with a tablet computer and configured in a closed configuration.

FIG. 9 is a perspective view of the first embodiment of the protective cover for a tablet computer showing our new design coupled with a tablet computer and configured in an open configuration; and


FIG. 10 is a right side elevational view thereof.

FIG. 11 is a perspective view of a second embodiment of the protective cover for a tablet computer showing our new design; and,

FIG. 12 is a perspective view of the second embodiment of the protective cover for a tablet computer showing our new design coupled with a tablet computer and configured in an open configuration.

The broken lines shown represent unclaimed subject matter and form no part of the claimed design.

1 Claim, 9 Drawing Sheets



(56)

References Cited

U.S. PATENT DOCUMENTS

D584,304 S *	1/2009	Lin	D14/346	D693,822 S *	11/2013	Bates et al.	D14/440
D675,625 S *	2/2013	Hasbrook et al.	D14/440	8,599,542 B1 *	12/2013	Healey et al.	361/679.17
D678,885 S *	3/2013	Gengler	D14/447	D701,210 S *	3/2014	Bates et al.	D14/440
D679,277 S *	4/2013	Probst et al.	D14/440	D701,214 S *	3/2014	Gengler	D14/447
D689,497 S *	9/2013	Park et al.	D14/434	2006/0250764 A1 *	11/2006	Howarth et al.	361/683
D692,432 S *	10/2013	Liu et al.	D14/440	2012/0008299 A1 *	1/2012	Gengler	361/807
D693,821 S *	11/2013	Bates et al.	D14/440	2012/0106060 A1 *	5/2012	Probst et al.	361/679.09
					2013/0170126 A1 *	7/2013	Lee	361/679.17
					2013/0201625 A1 *	8/2013	Liang et al.	361/679.55

* cited by examiner

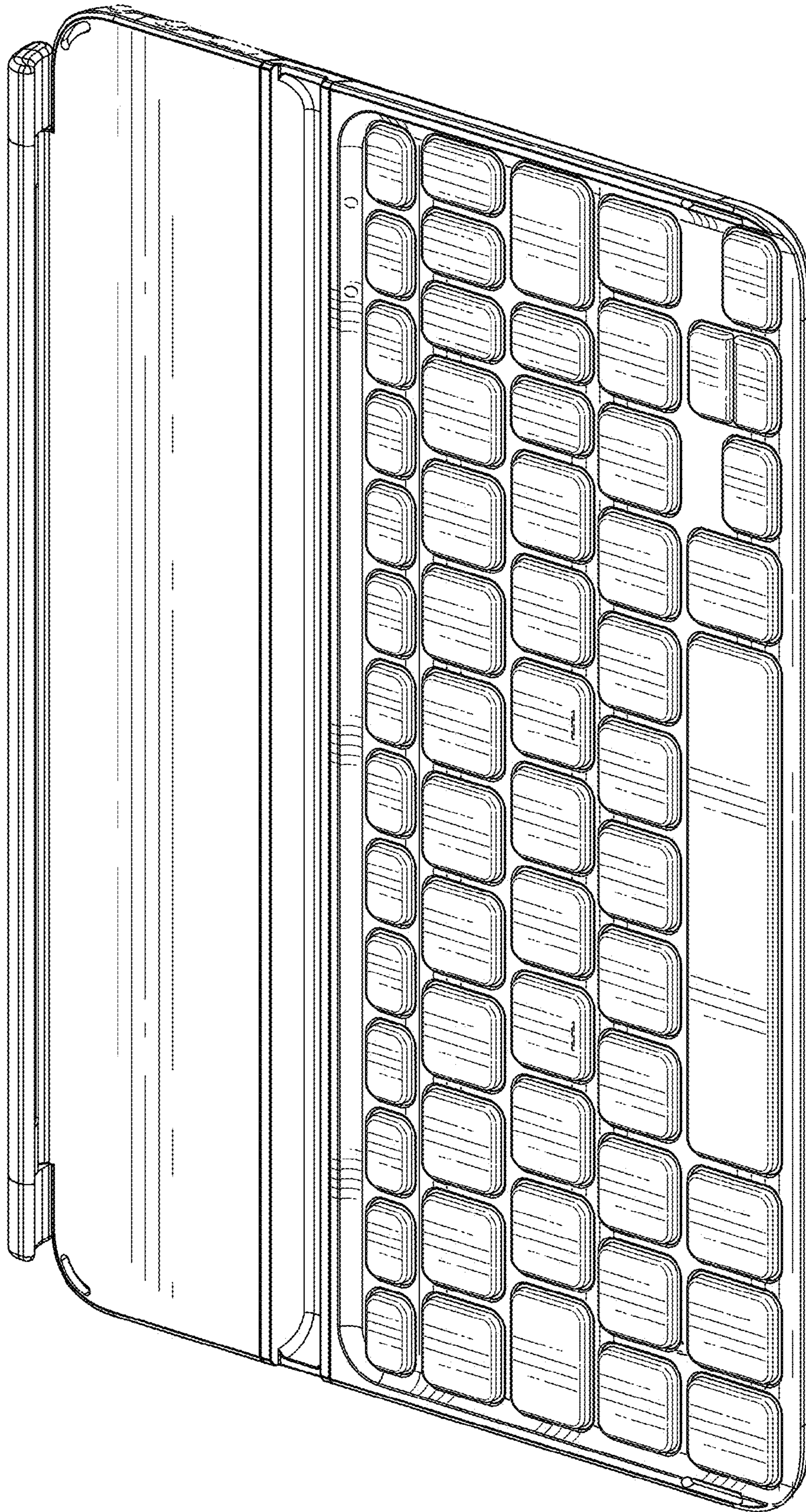


FIG. 1

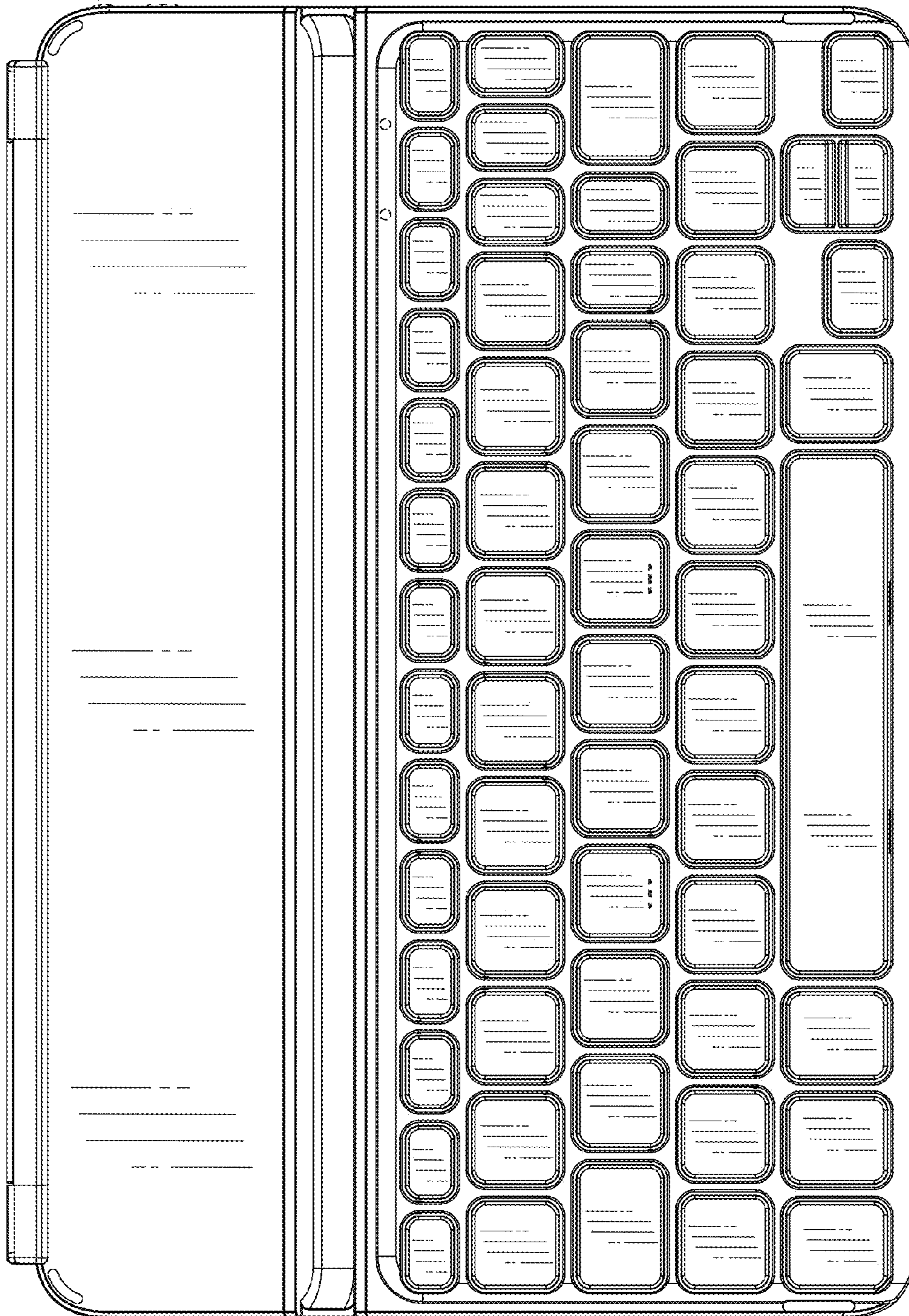


FIG. 2




FIG. 3

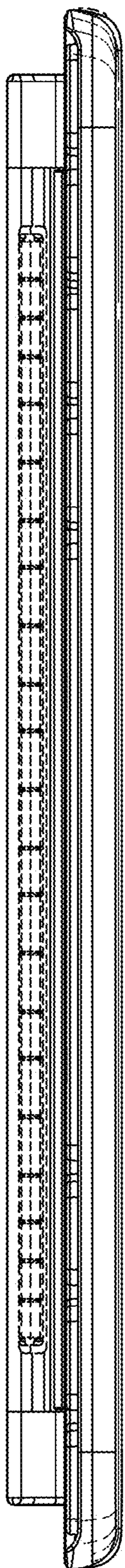


FIG. 4




FIG. 5

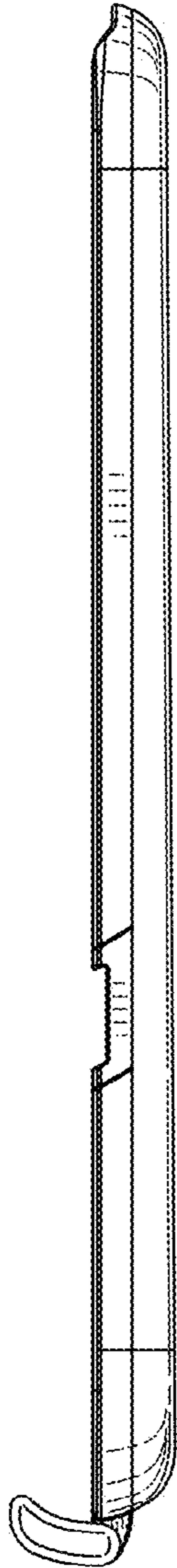


FIG. 6




FIG. 7




FIG. 8

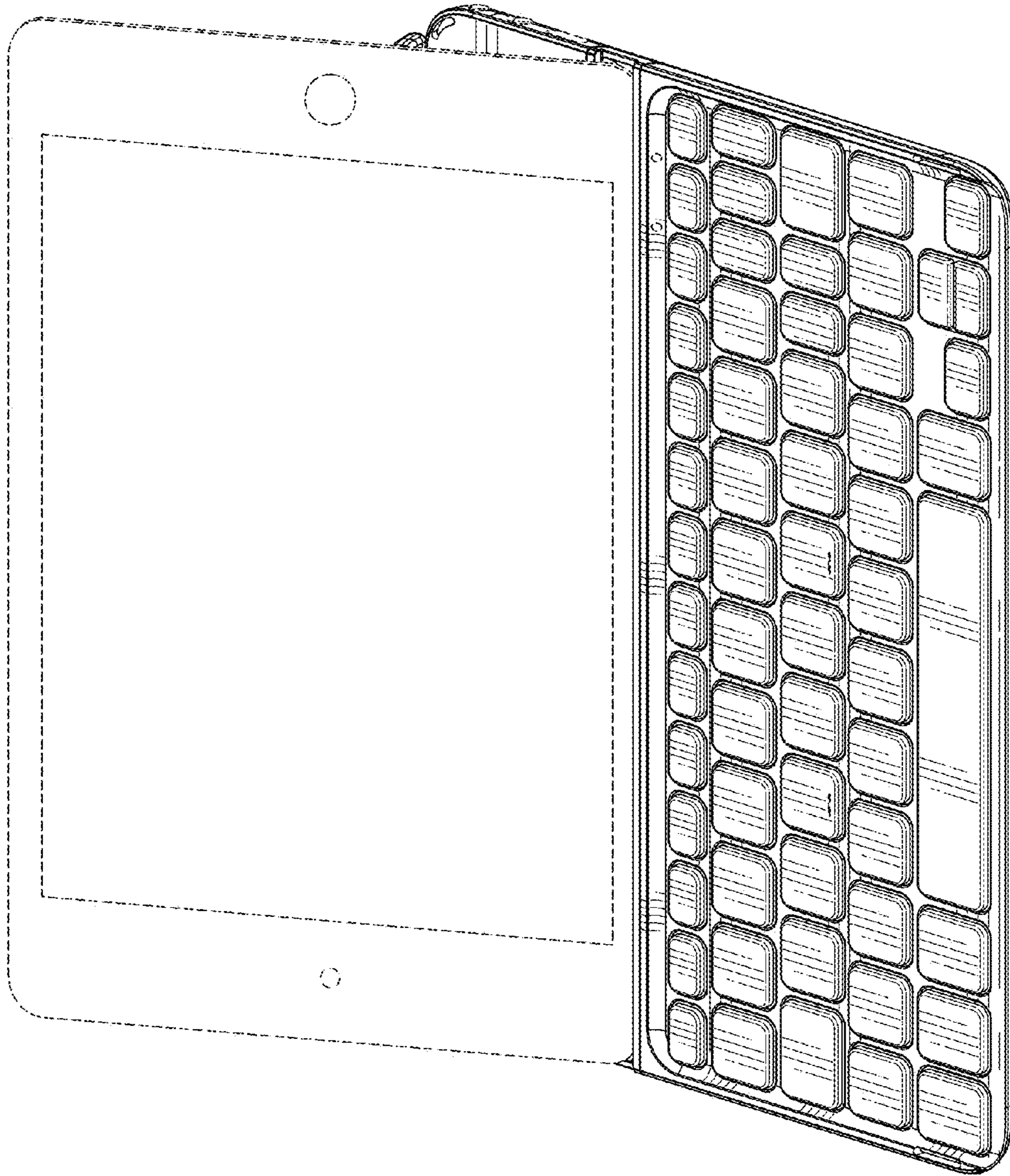


FIG. 9

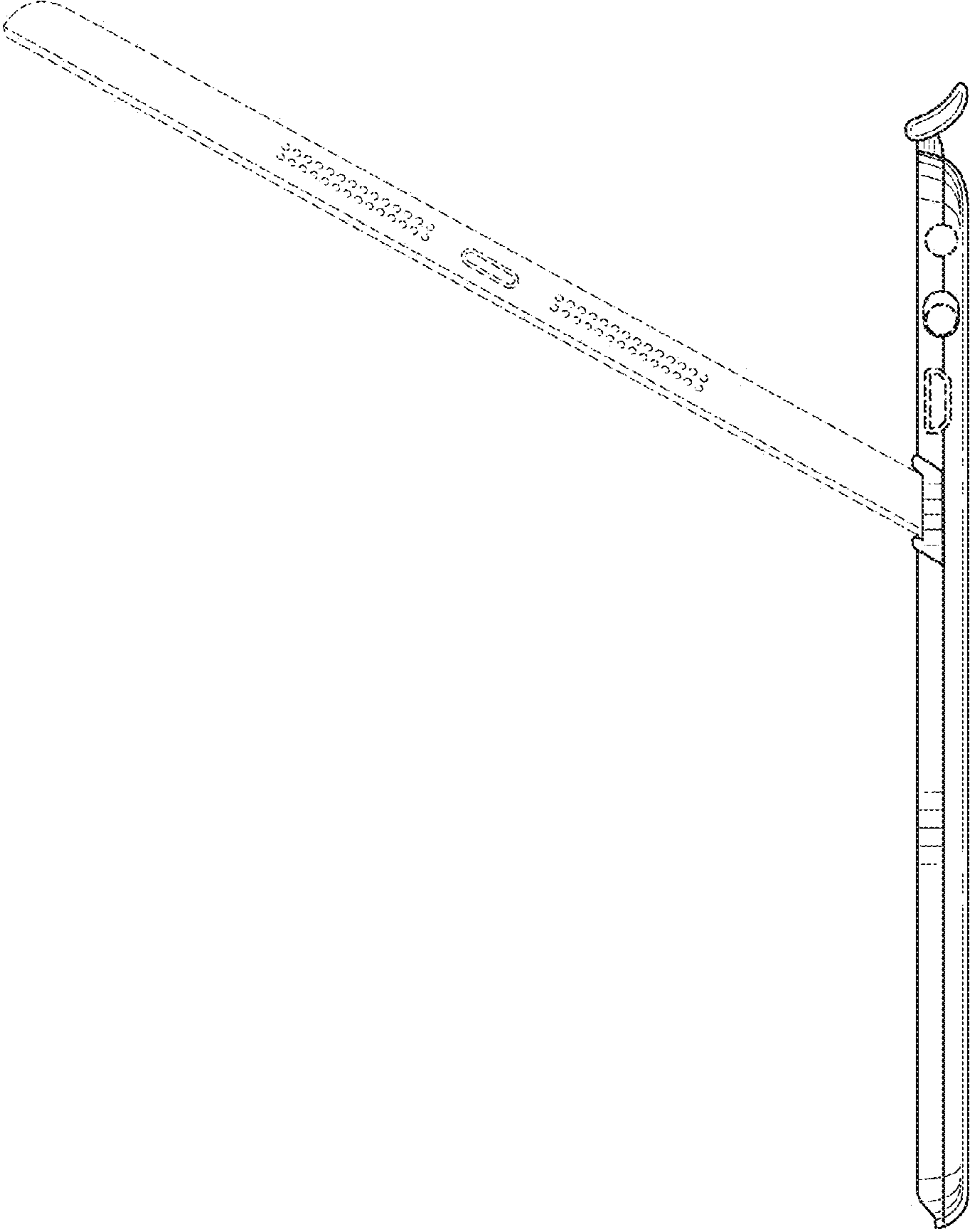


FIG. 10

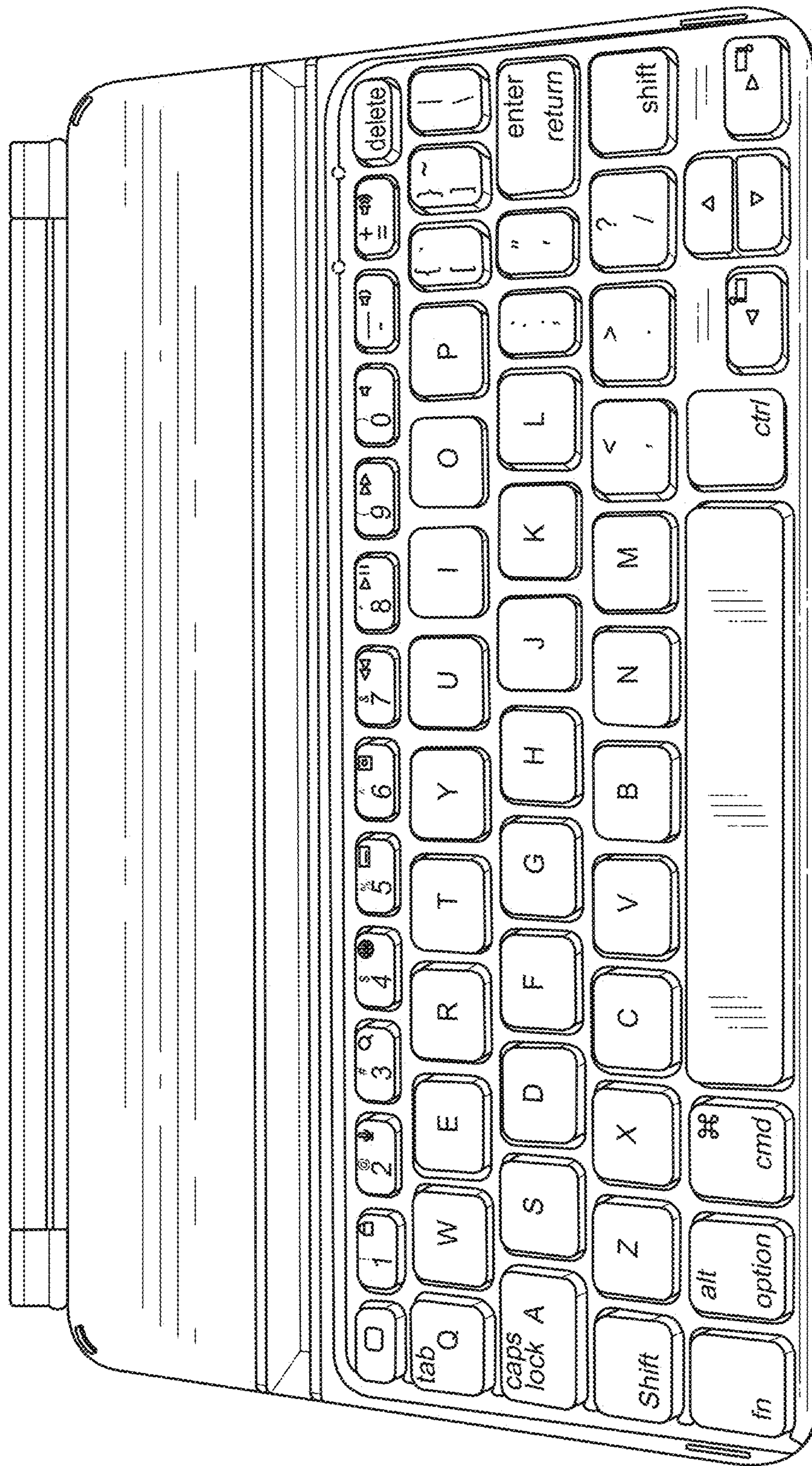


FIG. 11




FIG. 12