



US00D753063S

(12) **United States Design Patent**
Gelonese et al.

(10) **Patent No.:** **US D753,063 S**
(45) **Date of Patent:** **** Apr. 5, 2016**

- (54) **CURRENT TAP**
- (71) Applicant: **Embertec Pty Ltd**, Dulwich, South Australia (AU)
- (72) Inventors: **Domenico Gelonese**, Dulwich (AU); **David Mudge**, Dulwich (AU)
- (73) Assignee: **EMBERTEC PTY LTD** (AU)
- (**) Term: **14 Years**
- (21) Appl. No.: **29/510,650**
- (22) Filed: **Dec. 2, 2014**
- (51) **LOC (10) Cl.** **13-03**
- (52) **U.S. Cl.**
USPC **D13/137.2**
- (58) **Field of Classification Search**
USPC D13/137.1-137.4, 138.1-138.2,
D13/139.1-139.8, 110, 108, 162, 152, 118,
D13/156; D24/186; 363/143, 146; 439/131
CPC ... H01R 13/6675; H01R 13/44; H01R 31/065
See application file for complete search history.

D677,223 S *	3/2013	Cho	D13/110
D695,693 S *	12/2013	Lee	D13/152
D699,183 S *	2/2014	Zaslavsky	D13/110
D700,579 S *	3/2014	Mobbs	D13/137.1
D700,892 S *	3/2014	Segnit	D13/137.2
D713,788 S *	9/2014	Hasegawa	D13/110
D726,107 S *	4/2015	Mudge	D13/110
D727,853 S *	4/2015	Clayton	D13/156
D734,253 S *	7/2015	Tinaphong	D13/108
D742,827 S *	11/2015	Lee	D13/118
D742,830 S *	11/2015	Croft	D13/137.2

* cited by examiner

Primary Examiner — Holly Baynham

Assistant Examiner — Rhea Shields

(74) *Attorney, Agent, or Firm* — Craig A. Fieschko, Esq.;
DeWitt Ross & Stevens S.C.

(57) **CLAIM**

The ornamental design for a current tap, as shown and described.

DESCRIPTION

FIG. 1 is a front, top, right side perspective view of the current tap, showing our new design;
FIG. 2 is a rear, top left side perspective view thereof; and,
FIG. 3 is a front and bottom side perspective view thereof.
In the drawings, the broken lines are for the purpose of illustrating environment only and form no part of the claimed design.

1 Claim, 3 Drawing Sheets

(56) **References Cited**

U.S. PATENT DOCUMENTS

D469,402 S *	1/2003	Bukiri	D13/137.1
D653,614 S *	2/2012	Au	D13/108
D653,615 S *	2/2012	Au	D13/108
D665,354 S *	8/2012	Chen	D13/138.1
D674,342 S *	1/2013	Ho	D13/110

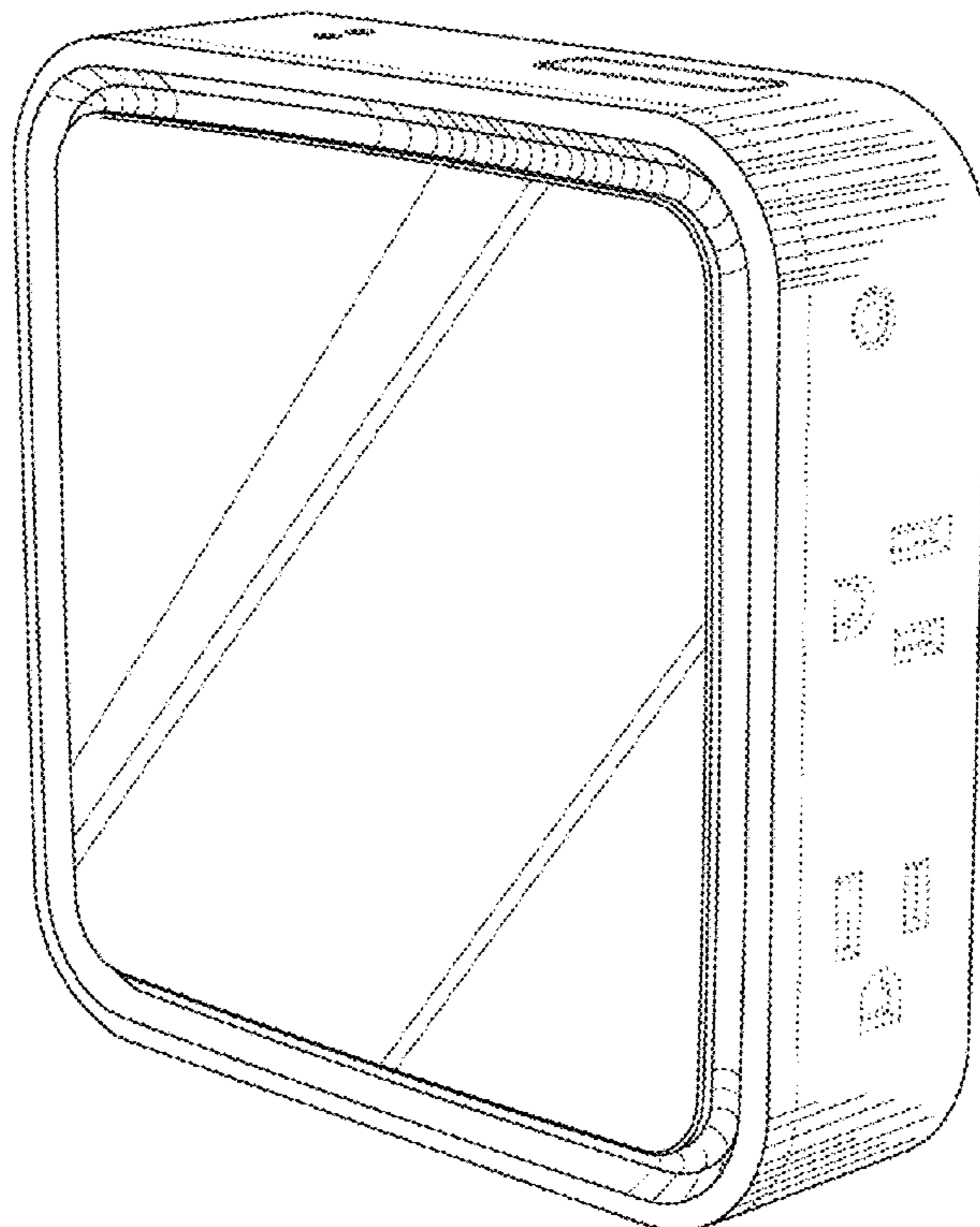


FIG. 1

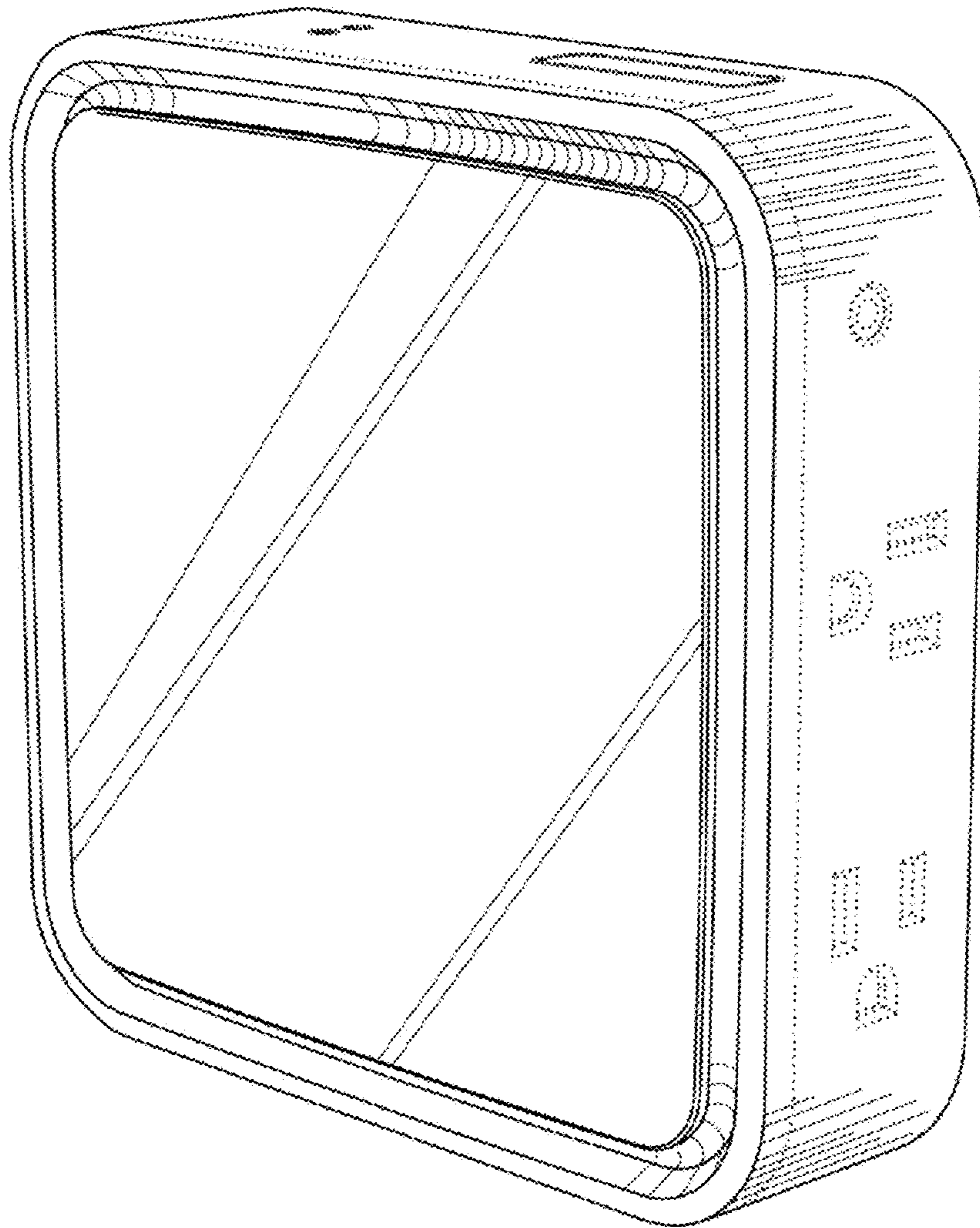


FIG. 2

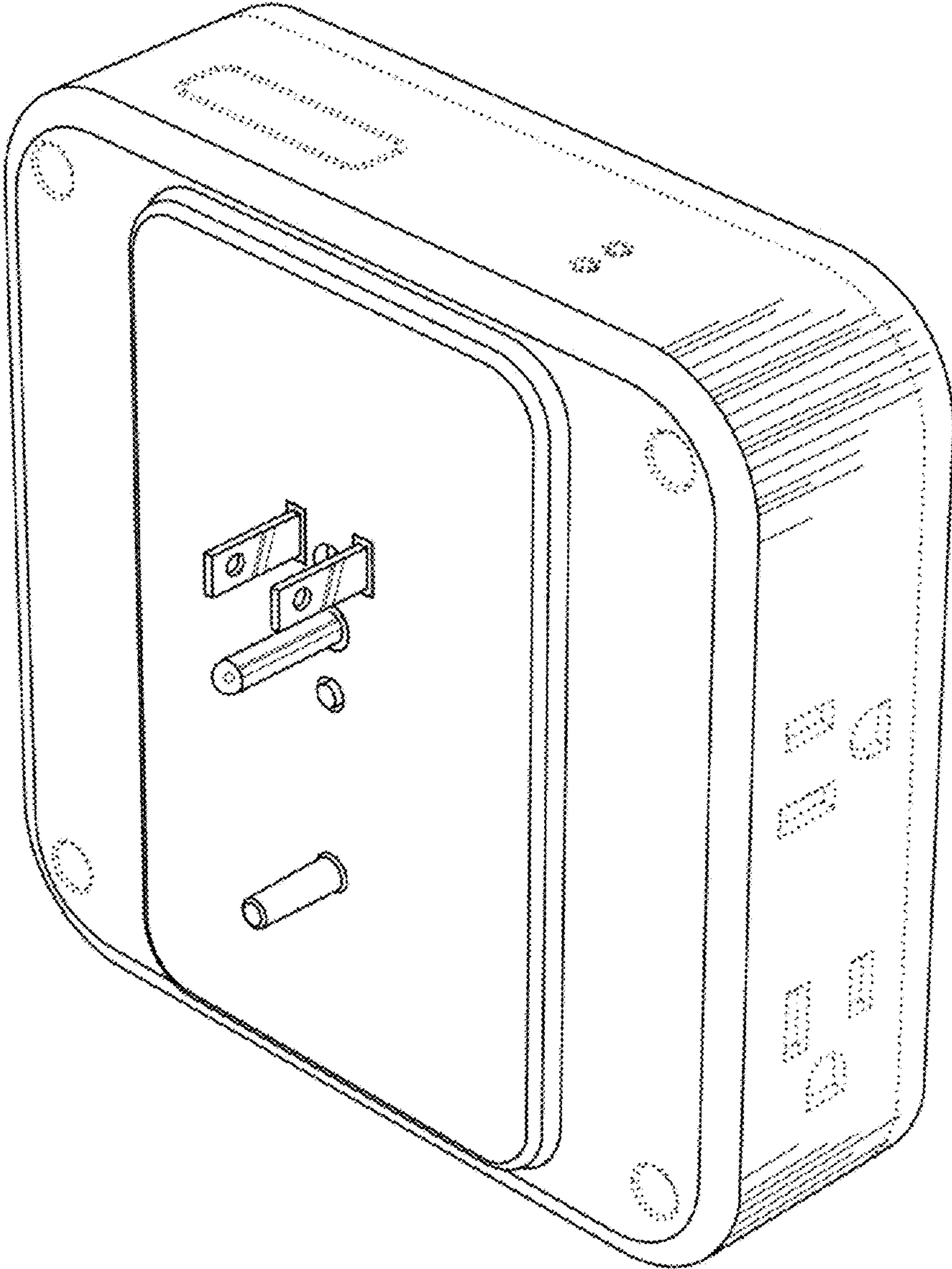


FIG. 3

