



US00D753051S

(12) **United States Design Patent**
Kato

(10) **Patent No.:** **US D753,051 S**
(45) **Date of Patent:** **** Apr. 5, 2016**

(54) **TREAD PORTION OF AN AUTOMOBILE TIRE**

D731,405 S * 6/2015 Fujita D12/584
D737,200 S * 8/2015 Kato D12/584
D740,209 S * 10/2015 Parr D12/584

(71) Applicant: **BRIDGESTONE CORPORATION**,
Chuo-ku, Tokyo (JP)

OTHER PUBLICATIONS

Bridgestone Escopia EP 150 Tire. Found Online [Oct. 19, 2015]
http://tiresaddict.com/vendor/bridgestone/ecopia_ep150/.*

(72) Inventor: **Keiichi Kato**, Chuo-ku (JP)

* cited by examiner

(73) Assignee: **BRIDGESTONE CORPORATION**,
Tokyo (JP)

Primary Examiner — Robert M Spear

(**) Term: **14 Years**

Assistant Examiner — John Voytek

(21) Appl. No.: **29/493,917**

(74) *Attorney, Agent, or Firm* — Sughrue Mion, PLLC

(22) Filed: **Jun. 16, 2014**

(57) **CLAIM**

The ornamental design for a tread portion of an automobile tire, as shown and described.

(30) **Foreign Application Priority Data**

Feb. 27, 2014 (JP) 2014-004139

DESCRIPTION

(51) **LOC (10) Cl.** **12-15**

(52) **U.S. Cl.**
USPC **D12/584**

(58) **Field of Classification Search**
USPC D12/515–604
CPC B60C 1/0016; B60C 11/0306; B60C
11/0302; B60C 3/06; B60C 9/17
See application file for complete search history.

FIG. 1 is a perspective view of a tread portion of an automobile tire showing my design;
FIG. 2 is a front view thereof;
FIG. 3 is a top view thereof;
FIG. 4 is a right side view thereof;
FIG. 5 is a fragmentary enlarged front view showing the details of the tread portion thereof; and,
FIG. 6 is a section view taken along line 6-6 in FIG. 5.
In FIG. 5, the intermediate and dark stippled shading correspond to the groove depths shown in FIG. 6.
The broken lines are used to show portions of the tire that are not being claimed, and thus form no part of the claimed design.

(56) **References Cited**

U.S. PATENT DOCUMENTS

D578,471 S * 10/2008 Guspodin D12/585
D647,033 S * 10/2011 Murata D12/584
D648,675 S * 11/2011 Kiwaki D12/585
D729,725 S * 5/2015 Kato D12/550

1 Claim, 6 Drawing Sheets

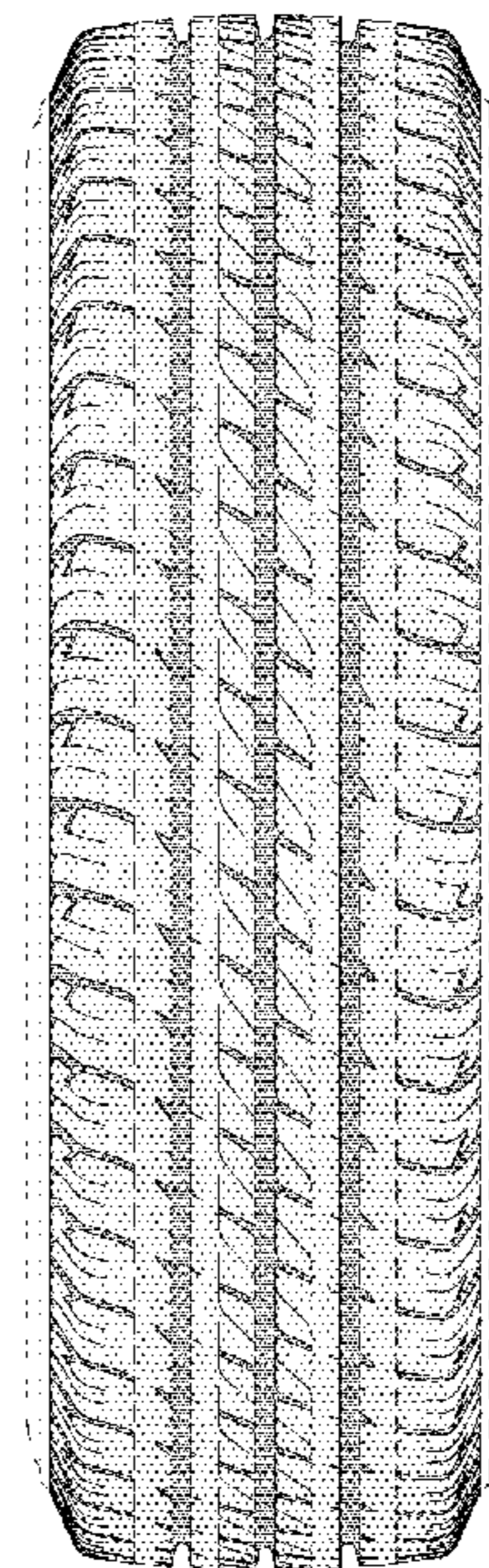
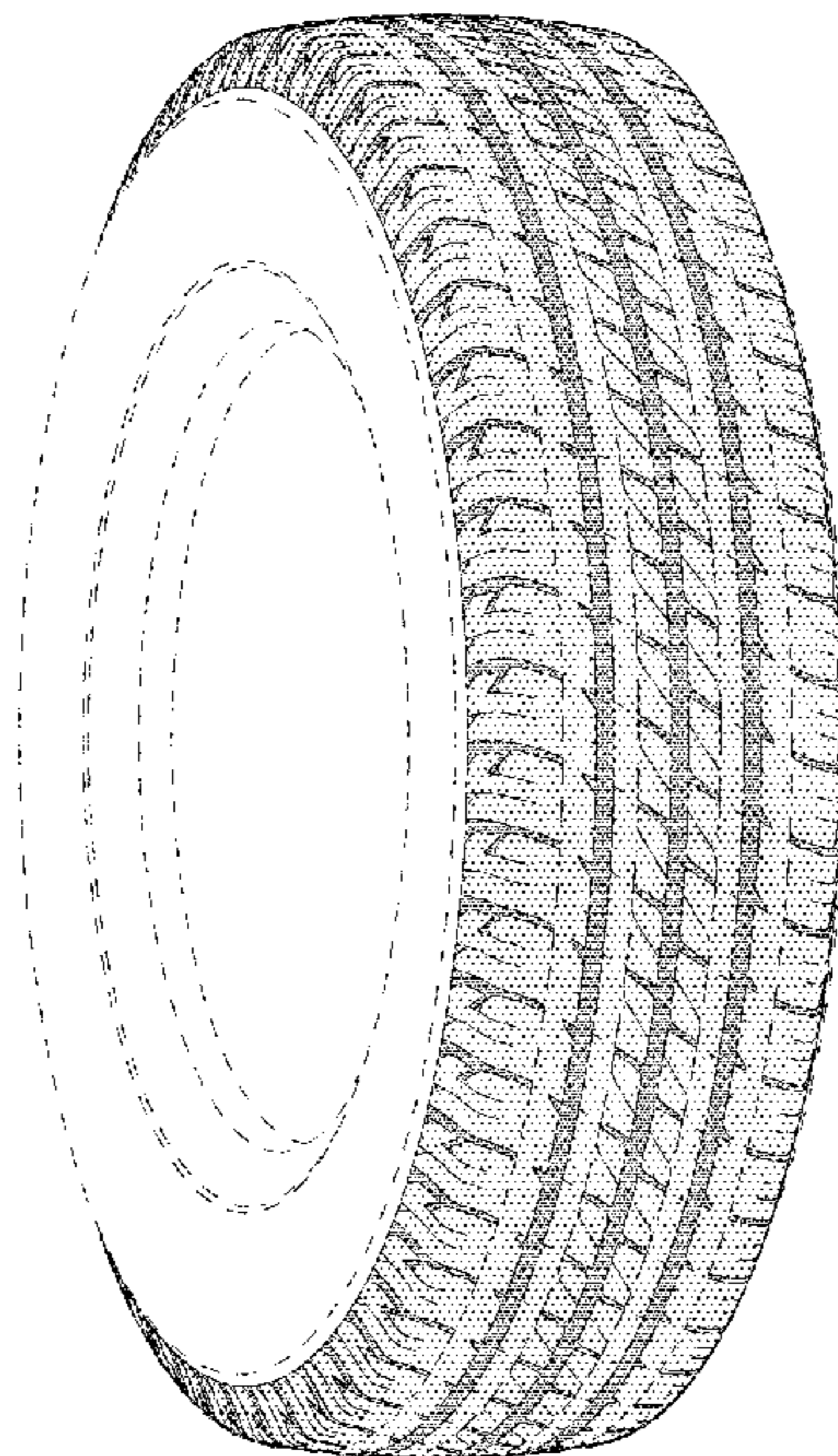


FIG. 1

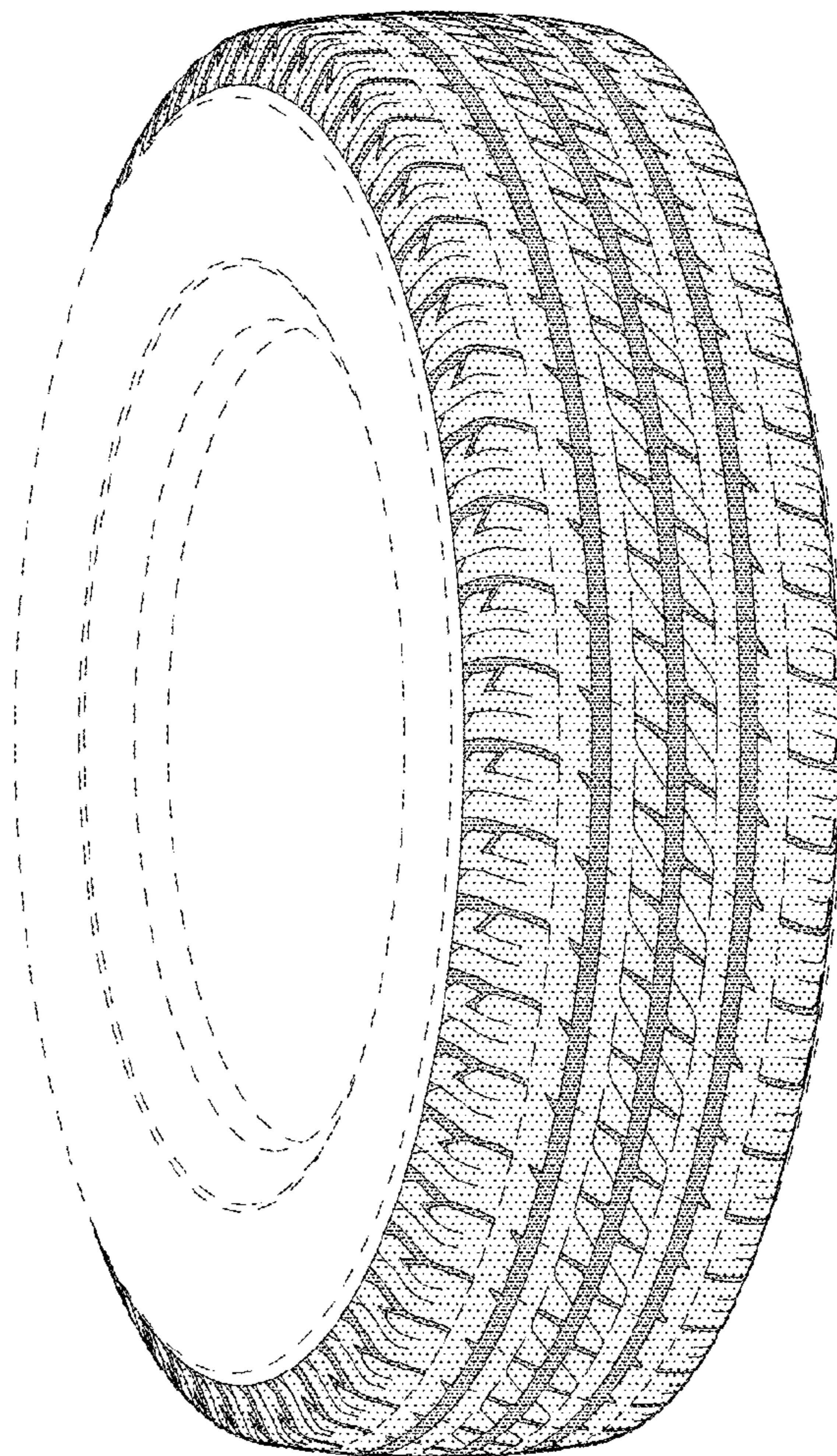


FIG. 2

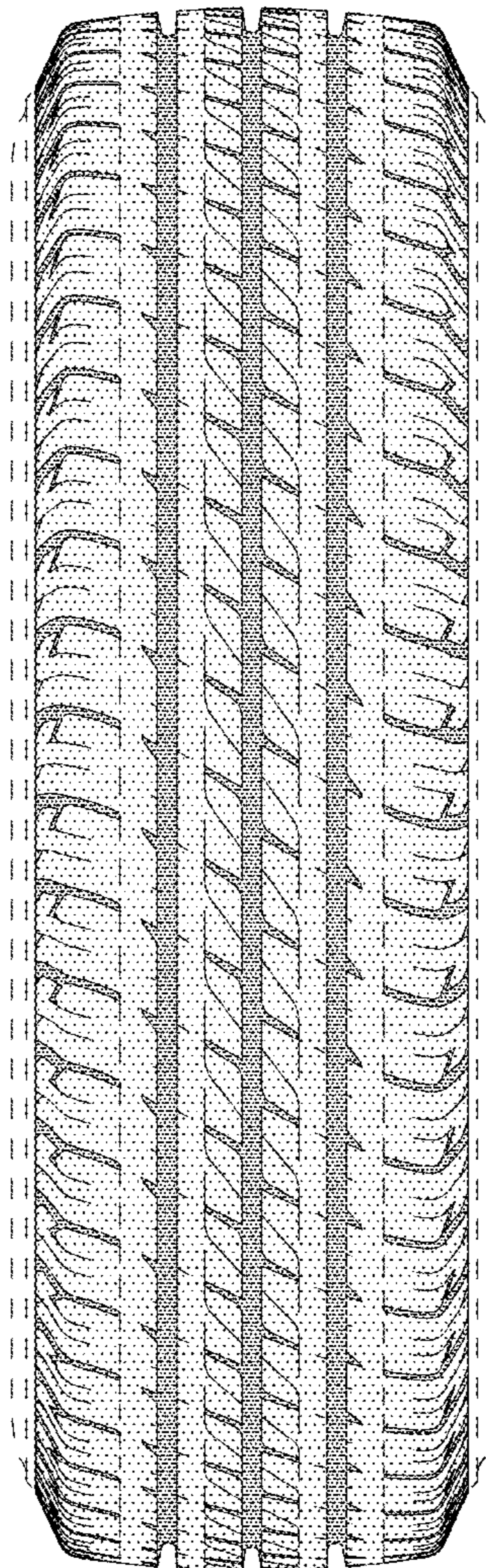


FIG. 3

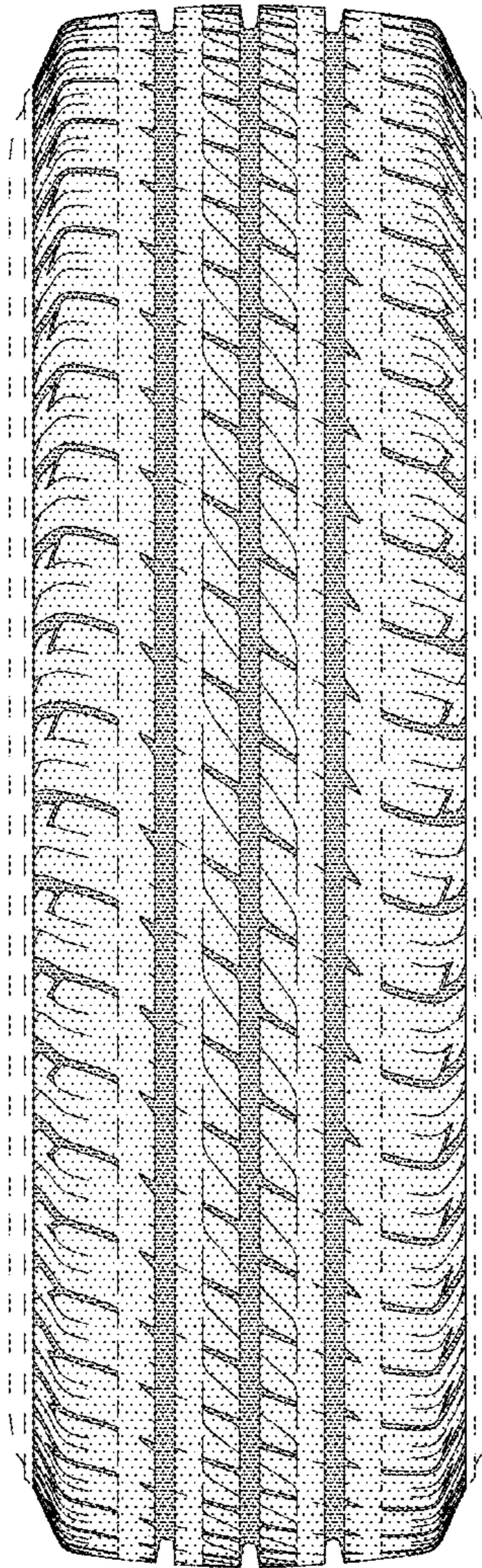


FIG. 4




FIG. 5

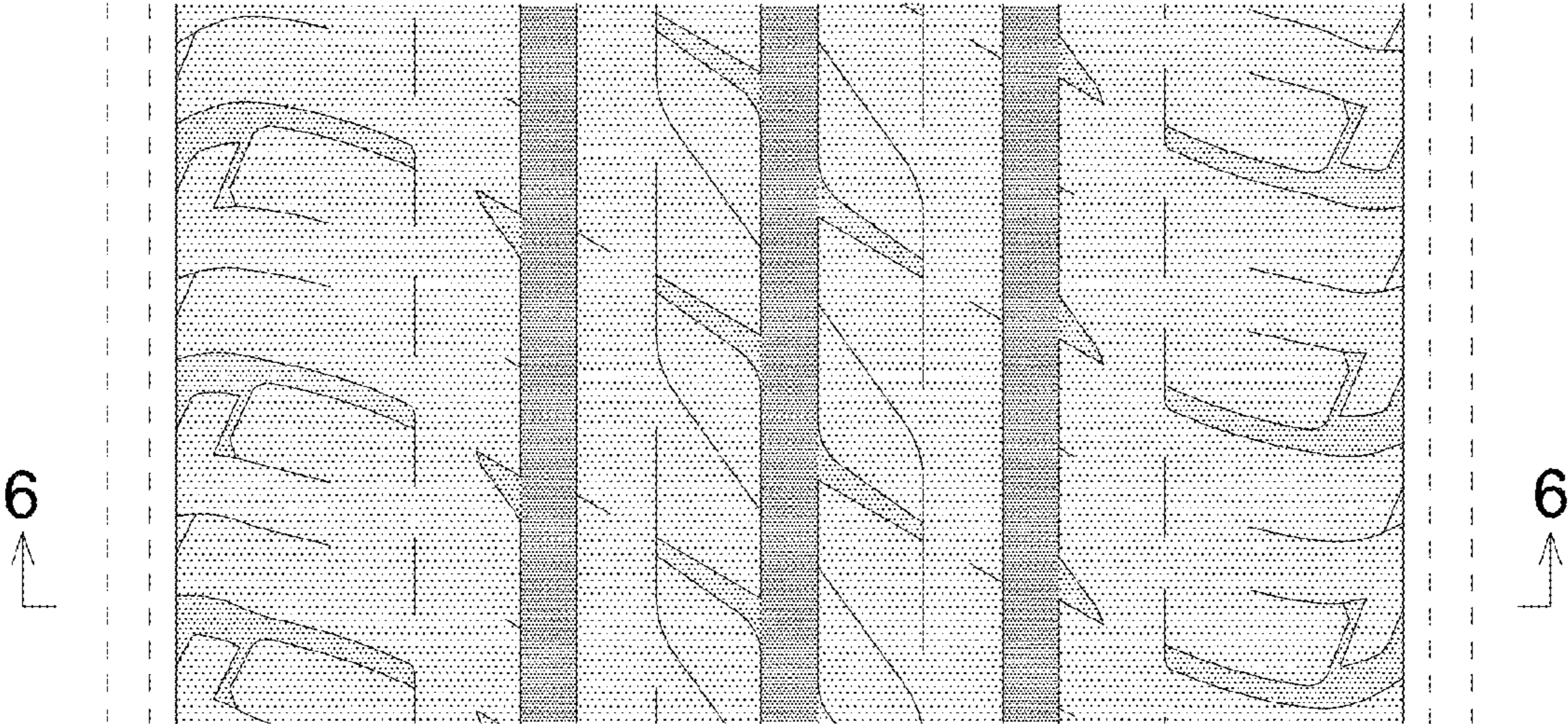


FIG. 6

