



US00D753045S

(12) **United States Design Patent**
Kawaguchi

(10) **Patent No.:** **US D753,045 S**

(45) **Date of Patent:** **** Apr. 5, 2016**

(54) **WHEEL FOR AUTOMOBILES**

(71) Applicant: **HONDA MOTOR CO., LTD.**, Tokyo (JP)

(72) Inventor: **Shogo Kawaguchi**, Wako (JP)

(73) Assignee: **HONDA MOTOR CO., LTD.**, Tokyo (JP)

(**) Term: **15 Years**

(21) Appl. No.: **29/535,948**

(22) Filed: **Aug. 12, 2015**

(30) **Foreign Application Priority Data**

Feb. 13, 2015 (JP) 2015-002874

(51) **LOC (10) Cl.** **12-16**

(52) **U.S. Cl.**
USPC **D12/209**

(58) **Field of Classification Search**
USPC D12/204–213
CPC B60B 7/00; B60B 7/02; B60B 7/04;
B60B 7/01; B60B 7/06; B60B 3/02; B60B
3/04; B60B 3/06; B60B 3/10; B60B 1/00;
B60B 1/08; B60B 1/10; B60B 1/12
See application file for complete search history.

(56) **References Cited**

U.S. PATENT DOCUMENTS

D375,716 S *	11/1996	Dehner	D12/209
D377,640 S *	1/1997	Neeper	D12/209
D390,822 S *	2/1998	Neeper	D12/209
D395,862 S *	7/1998	Cullen	D12/209
D396,443 S *	7/1998	Neeper	D12/209
D396,444 S *	7/1998	Neeper	D12/209
D396,680 S *	8/1998	Kuribayashi	D12/209
D397,664 S *	9/1998	Kulla	D12/209

D398,276 S *	9/1998	Neeper	D12/209
D399,811 S *	10/1998	Echazabal	D12/209
D400,154 S *	10/1998	Noriega	D12/209
D406,255 S *	3/1999	McMath	D12/209
D407,365 S *	3/1999	Nogal	D12/209
D408,004 S *	4/1999	Cullen	D12/209
D409,130 S *	5/1999	Brown	D12/209
D415,090 S *	10/1999	Pruden	D12/209
D415,091 S *	10/1999	Echazabal	D12/209
D420,319 S *	2/2000	Ruslan	D12/209
D420,638 S *	2/2000	Herrera	D12/209
D430,842 S *	9/2000	Chinellato	D12/209
D435,004 S *	12/2000	Noriega	D12/209
D594,800 S *	6/2009	Blasi	D12/209
D612,788 S *	3/2010	Junker	D12/209
D671,475 S *	11/2012	Juergens	D12/209
D682,761 S *	5/2013	Pollmann	D12/209
D683,681 S *	6/2013	Juergens	D12/209
D695,185 S *	12/2013	Juergens	D12/209
D695,669 S *	12/2013	Pollmann	D12/209
D697,005 S *	1/2014	Juergens	D12/209
D725,569 S *	3/2015	Komukai	D12/209

* cited by examiner

Primary Examiner — Stacia Cadmus

(74) *Attorney, Agent, or Firm* — Westerman, Hattori, Daniels & Adrian, LLP

(57) **CLAIM**

The ornamental design for a wheel for automobiles, as shown and described.

DESCRIPTION

FIG. 1 is a front view of a wheel for automobiles; and, FIG. 2 is a front perspective view of the wheel for automobiles, as seen from the right side.

The broken line showing of the rear portion of the rim, the bolt holes and center hole in the central hub area is included for the purpose of illustrating environment and forms no part of the claimed design.

1 Claim, 1 Drawing Sheet

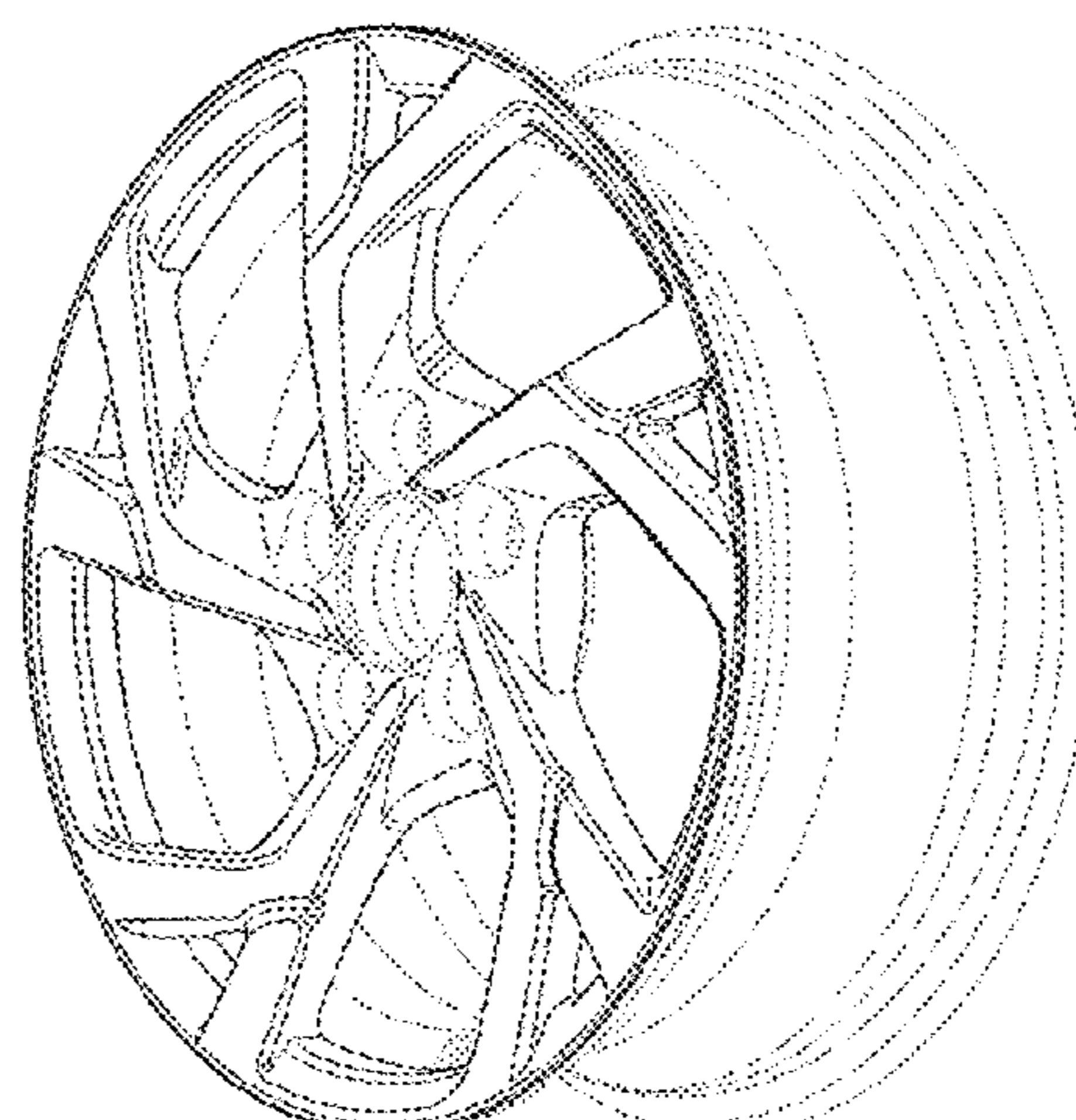
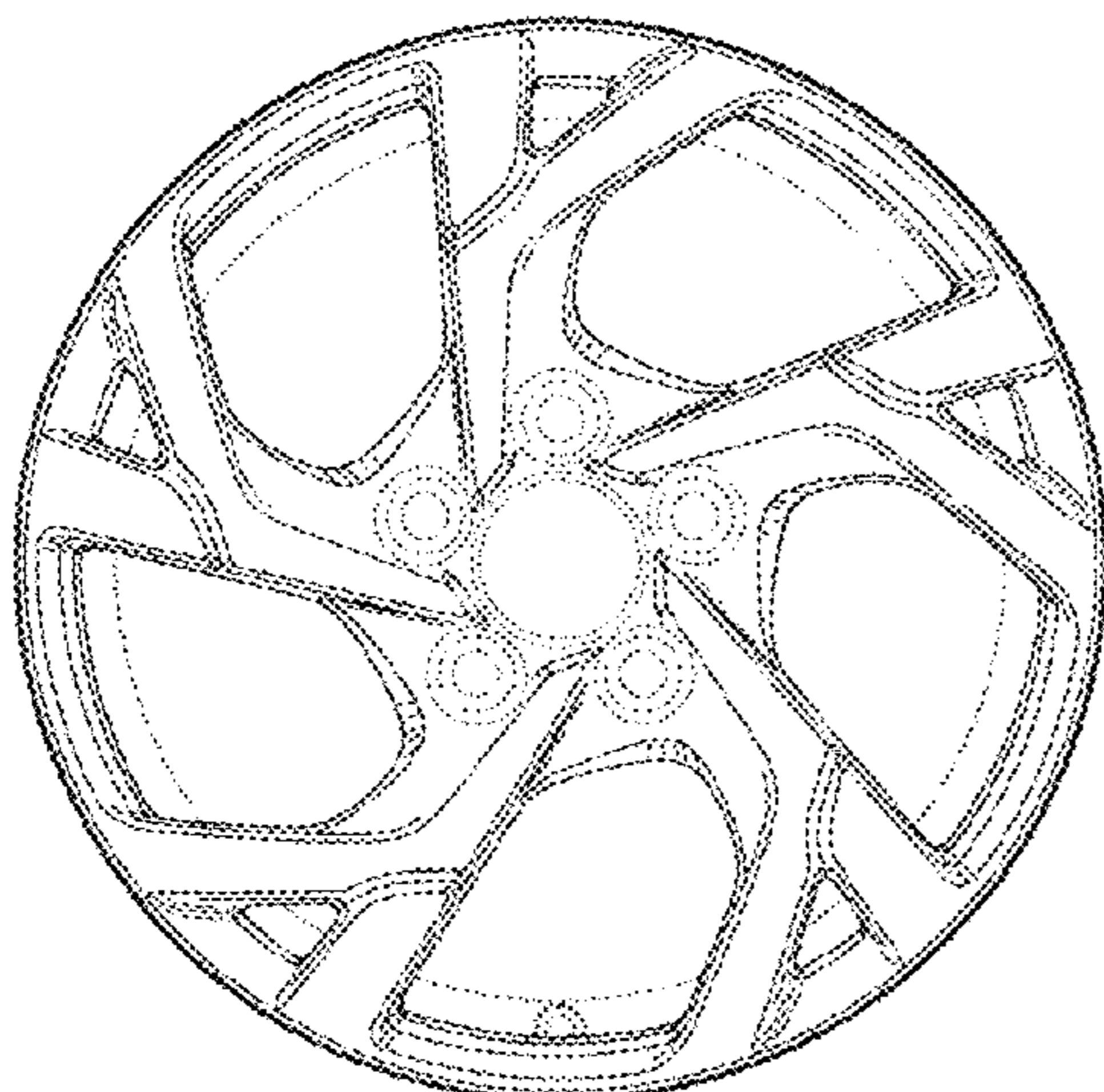


FIG. 1




FIG. 2

