



US00D753035S

(12) **United States Design Patent**
Boniface et al.

(10) **Patent No.:** **US D753,035 S**

(45) **Date of Patent:** **** Apr. 5, 2016**

- (54) **VEHICLE REAR BUMPER**
- (71) Applicant: **GM GLOBAL TECHNOLOGY OPERATIONS LLC**, Detroit, MI (US)
- (72) Inventors: **Robert E. Boniface**, Bloomfield Hills, MI (US); **Robert J. Munson**, Rochester Hills, MI (US)
- (73) Assignee: **GM Global Technology Operations LLC**, Detroit, MI (US)

D692,809 S *	11/2013	Uchino	D12/169
D696,166 S *	12/2013	Imagawa	D12/169
D701,805 S *	4/2014	Campbell	D12/169
D703,591 S *	4/2014	Kwon	D12/169
D705,139 S *	5/2014	Jevremovic	D12/169
D708,994 S *	7/2014	Thurber	D12/169
D712,802 S *	9/2014	Scheinhuette	D12/169
D721,993 S *	2/2015	Nordmann	D12/169
D735,097 S *	7/2015	Nissl	D12/169
D736,125 S *	8/2015	Kamiura	D12/169
D738,272 S *	9/2015	Kamiura	D12/169

- (**) Term: **14 Years**
- (21) Appl. No.: **29/501,226**
- (22) Filed: **Sep. 2, 2014**
- (51) **LOC (10) Cl.** **12-16**
- (52) **U.S. Cl.**
USPC **D12/169**
- (58) **Field of Classification Search**
USPC D12/169, 216, 90-92, 86, 171, 196,
D12/163; 293/102, 113, 115, 117, 120;
296/180.1, 180.2
CPC . B60R 19/52; B60R 2019/25; B62D 25/0845
See application file for complete search history.

OTHER PUBLICATIONS

Design U.S. Appl. No. 29/476,490, filed Dec. 13, 2013; First Named Inventor: Robert J. Munson; Title: Vehicle Body Exterior.
 Design U.S. Appl. No. 29/498,227, filed Aug. 1, 2014; First Named Inventor: Brian J. Smith; Title: Vehicle Rear Fascia.
 Design U.S. Appl. No. 29/500,880, filed Aug. 29, 2014; First Named Inventor: Louis D. Thole; Title: Vehicle Rear Fascia.

* cited by examiner

Primary Examiner — Melody Brown
 (74) *Attorney, Agent, or Firm* — Reising Ethington P.C.

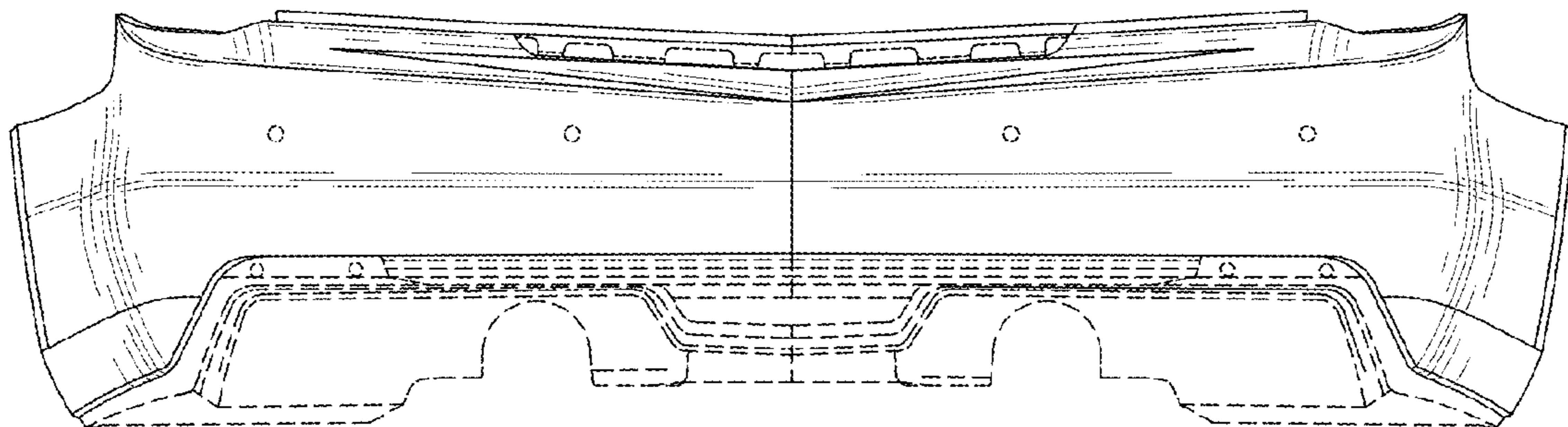
(57) **CLAIM**
 The ornamental design for a vehicle rear bumper, as shown and described.

DESCRIPTION

FIG. 1 is a front perspective view of a vehicle rear bumper showing our new design;
 FIG. 2 is a front view thereof;
 FIG. 3 is a top plan view thereof; and,
 FIG. 4 is a left side elevation view thereof, the right side being a mirror image of that side shown.
 The portions of the vehicle shown in broken lines are for illustrative purposes only and form no part of the claimed design.

1 Claim, 2 Drawing Sheets

- (56) **References Cited**
 U.S. PATENT DOCUMENTS
 D570,750 S * 6/2008 Sato D12/169
 D631,407 S * 1/2011 Kuze D12/169
 D671,054 S * 11/2012 Yamada D12/169
 D671,055 S * 11/2012 Nakamura D12/169
 D678,147 S * 3/2013 Behmer D12/169
 D678,826 S * 3/2013 Akamine D12/169
 D682,167 S * 5/2013 Minami D12/169
 D683,282 S * 5/2013 Fuchigami D12/169
 D683,283 S * 5/2013 Choi D12/169
 D684,905 S * 6/2013 Tase D12/169



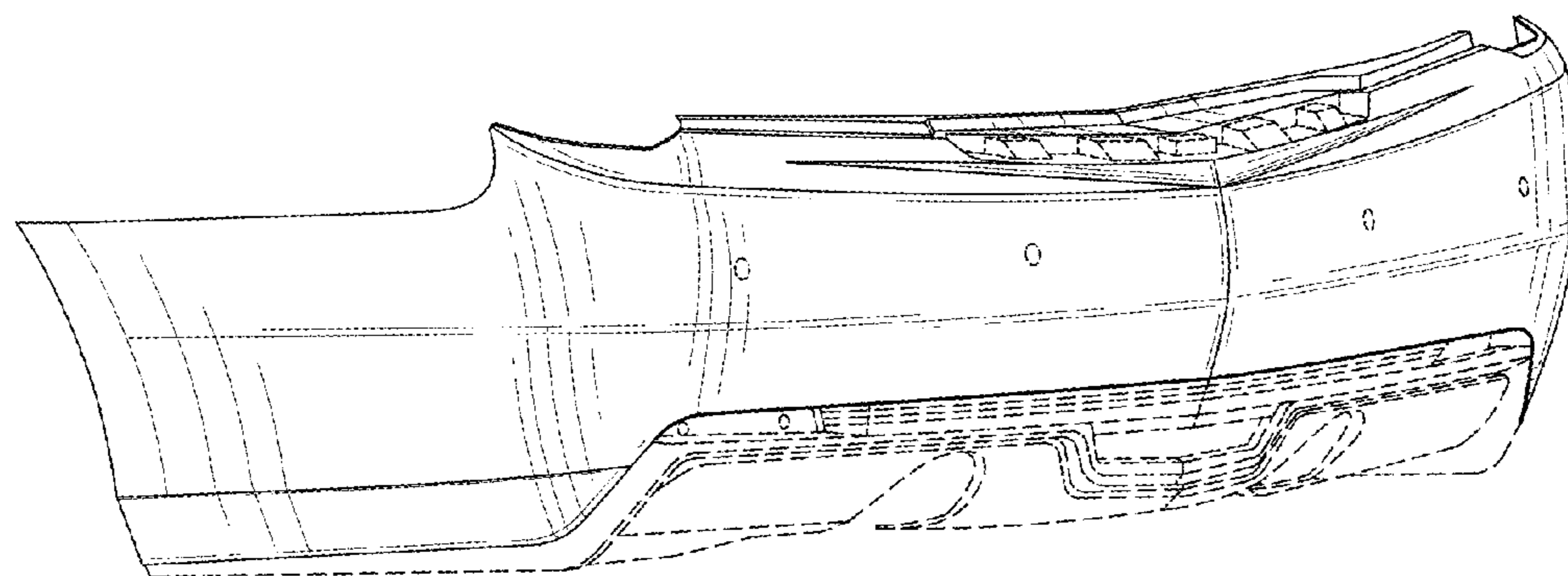


Fig-1

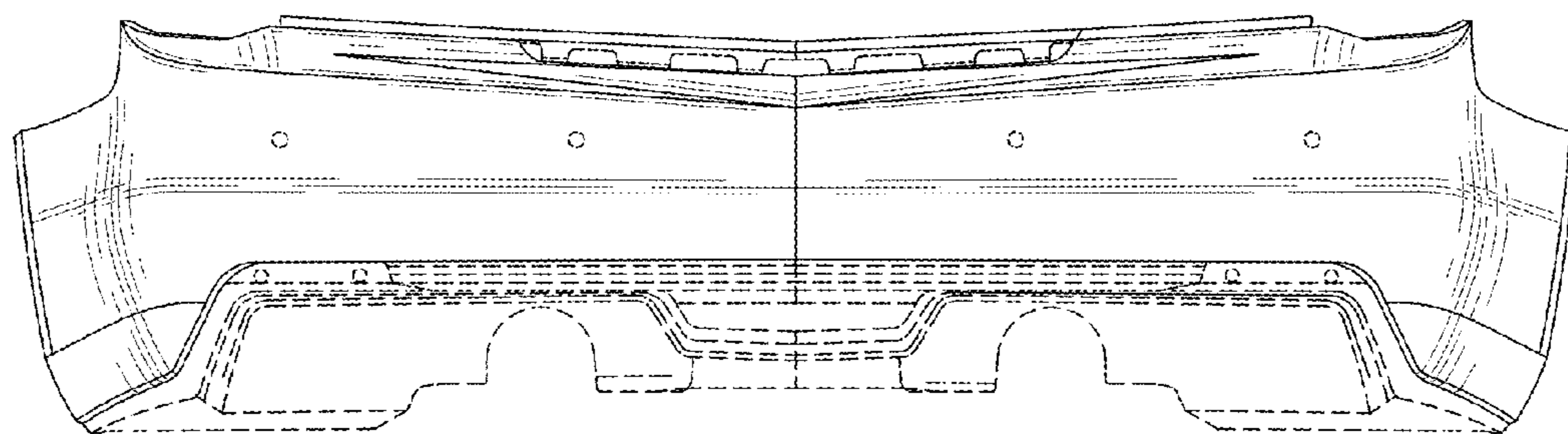


Fig-2

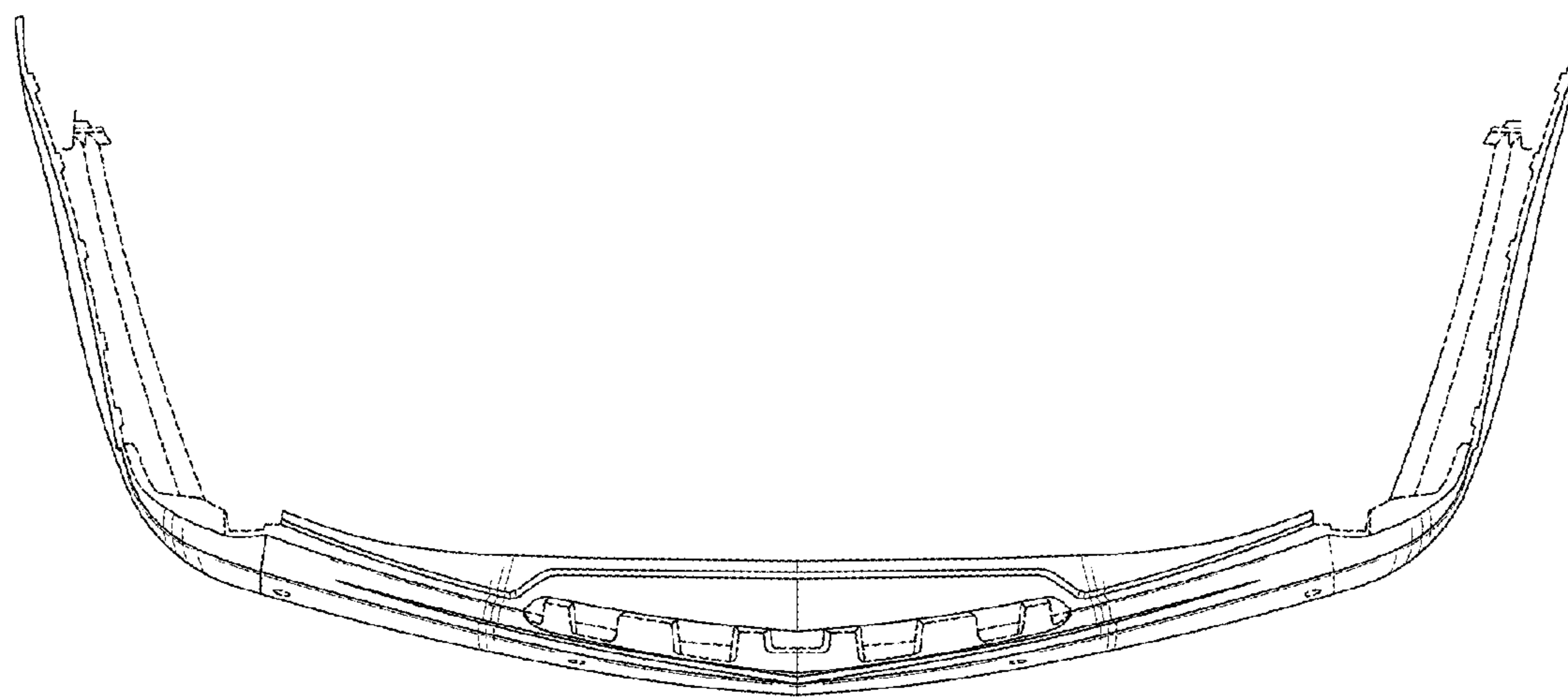


Fig-3

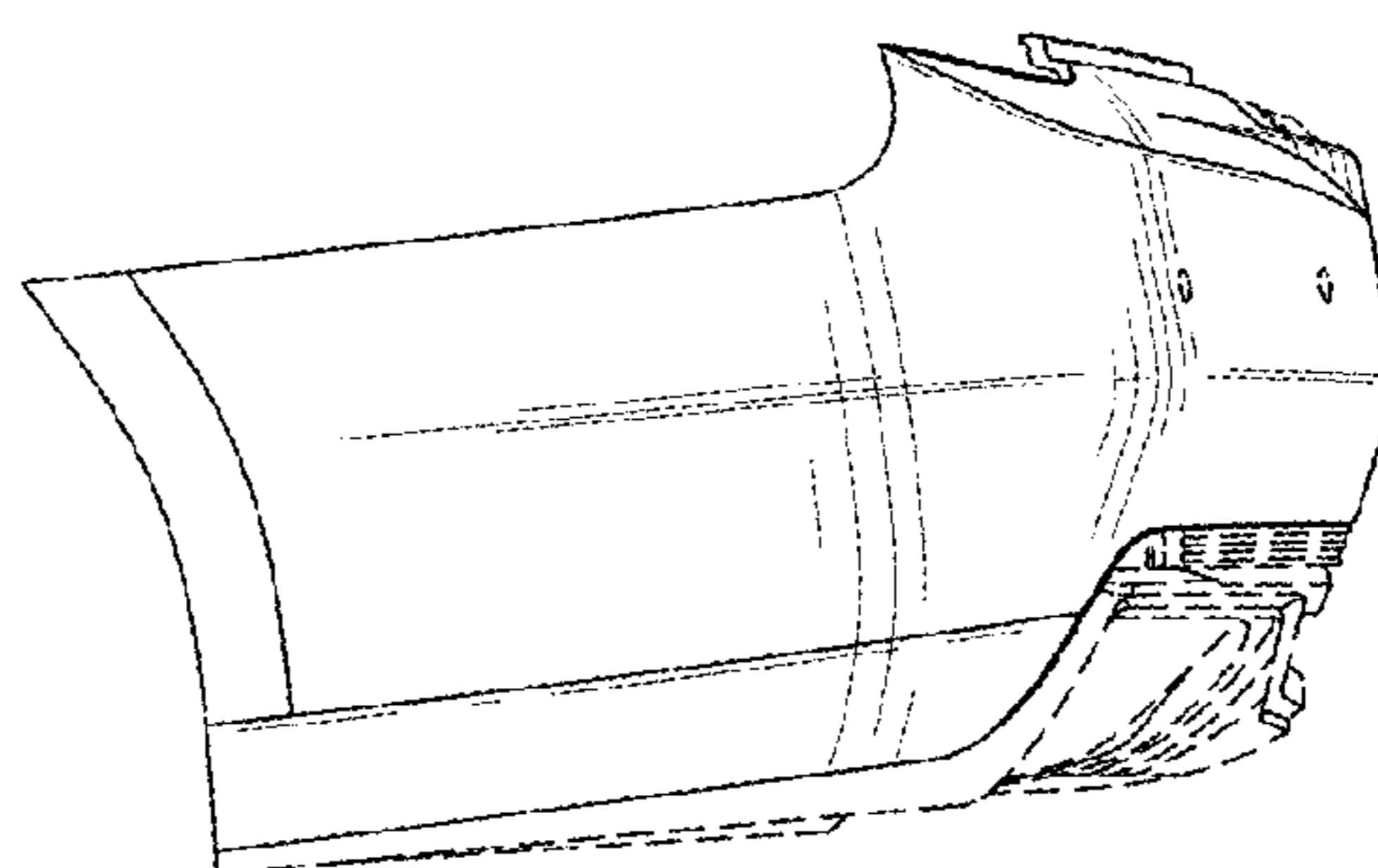


Fig-4