



US00D753031S

(12) **United States Design Patent**
van Braeckel

(10) **Patent No.:** **US D753,031 S**

(45) **Date of Patent:** **** Apr. 5, 2016**

(54) **AUTOMOBILE**

(56) **References Cited**

(71) Applicant: **Bentley Motors Limited**, Cheshire (GB)

U.S. PATENT DOCUMENTS

(72) Inventor: **Dirk van Braeckel**, Chester (GB)

D406,798 S	3/1999	Sacco et al.
D410,216 S	5/1999	Axe et al.
D446,752 S	8/2001	Akashi et al.
D453,713 S	2/2002	McMahan et al.
D460,930 S	7/2002	Fujita
D558,642 S	1/2008	van Braeckel
D574,752 S	8/2008	van Braeckel
D623,989 S	9/2010	Thurner
D658,545 S	5/2012	van Braeckel
D662,865 S	7/2012	van Braeckel
D669,394 S	10/2012	Hall et al.
D669,819 S	10/2012	Hall et al.
D717,697 S	* 11/2014	van Braeckel D12/92

(73) Assignee: **BENTLEY MOTORS LIMITED**,
Crewe Cheshire (GB)

(**) Term: **14 Years**

(21) Appl. No.: **29/504,785**

(22) Filed: **Oct. 9, 2014**

* cited by examiner

Related U.S. Application Data

(63) Continuation of application No. 29/462,104, filed on
Jul. 31, 2013, now Pat. No. Des. 717,697.

Primary Examiner — Melody N Brown

(74) *Attorney, Agent, or Firm* — Barlow, Josephs & Holmes,
Ltd.

(30) **Foreign Application Priority Data**

Feb. 6, 2013 (EM) 2179176

(57) **CLAIM**

The ornamental design for an automobile, as shown and
described.

(51) **LOC (10) Cl.** **12-16**

(52) **U.S. Cl.**
USPC **D12/164**


DESCRIPTION

(58) **Field of Classification Search**
USPC D12/86, 90-92, 164; D21/421, 433,
D21/434; 296/181.1, 181.5
CPC B62D 35/00; B62D 25/00; B62D 25/06;
B62D 25/08; B62D 33/00

FIG. 1 is a front right perspective view of the automobile in
accordance with the present design;
FIG. 2 is a front view thereof;
FIG. 3 is a side view thereof, the left and right side views
being identical; and,
FIG. 4 is a plan view thereof.
The portions of the drawings depicted in dotted lines are
included for environmental purposes only, and form no part of
the claimed invention.

See application file for complete search history.

1 Claim, 4 Drawing Sheets



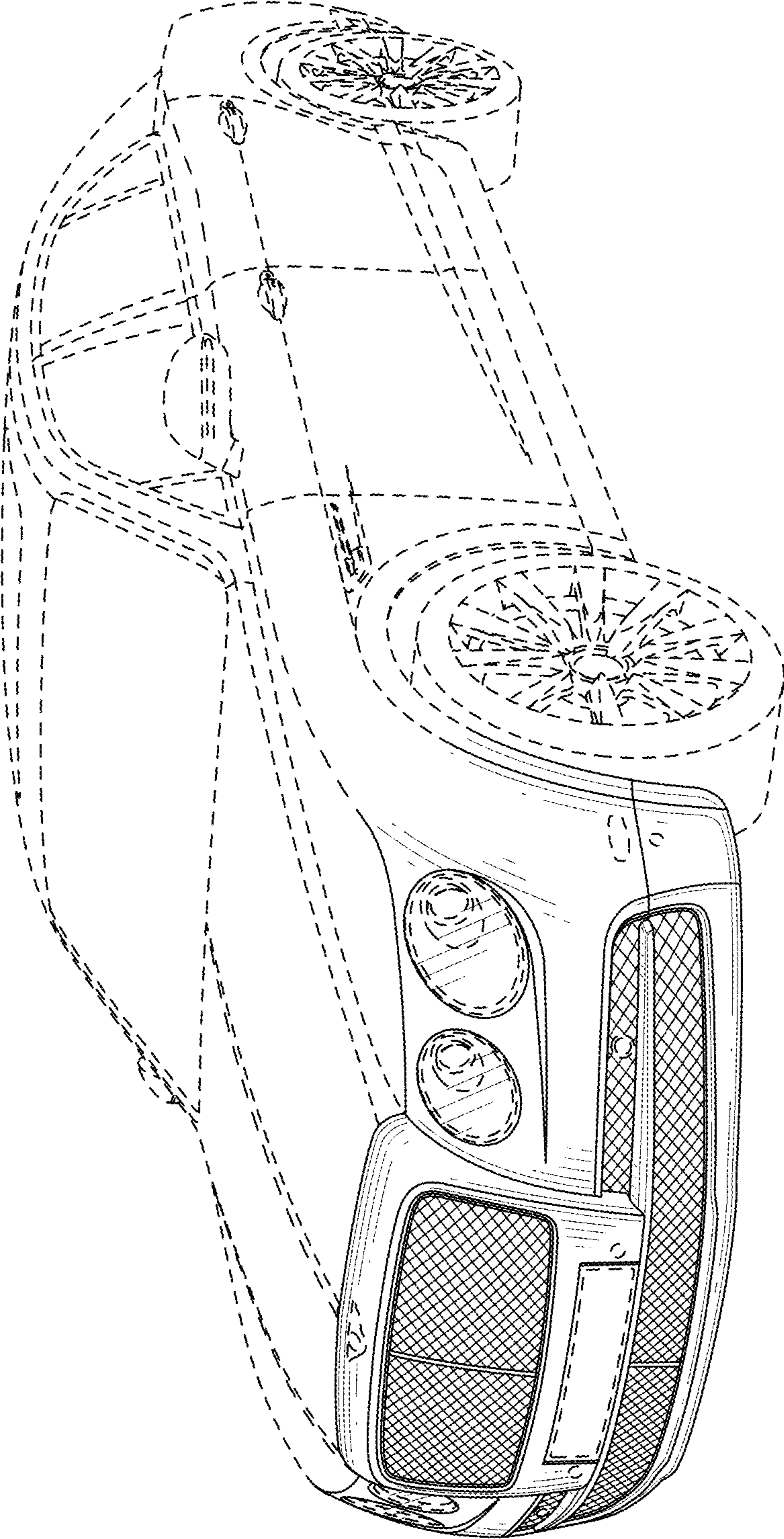


FIG. 1

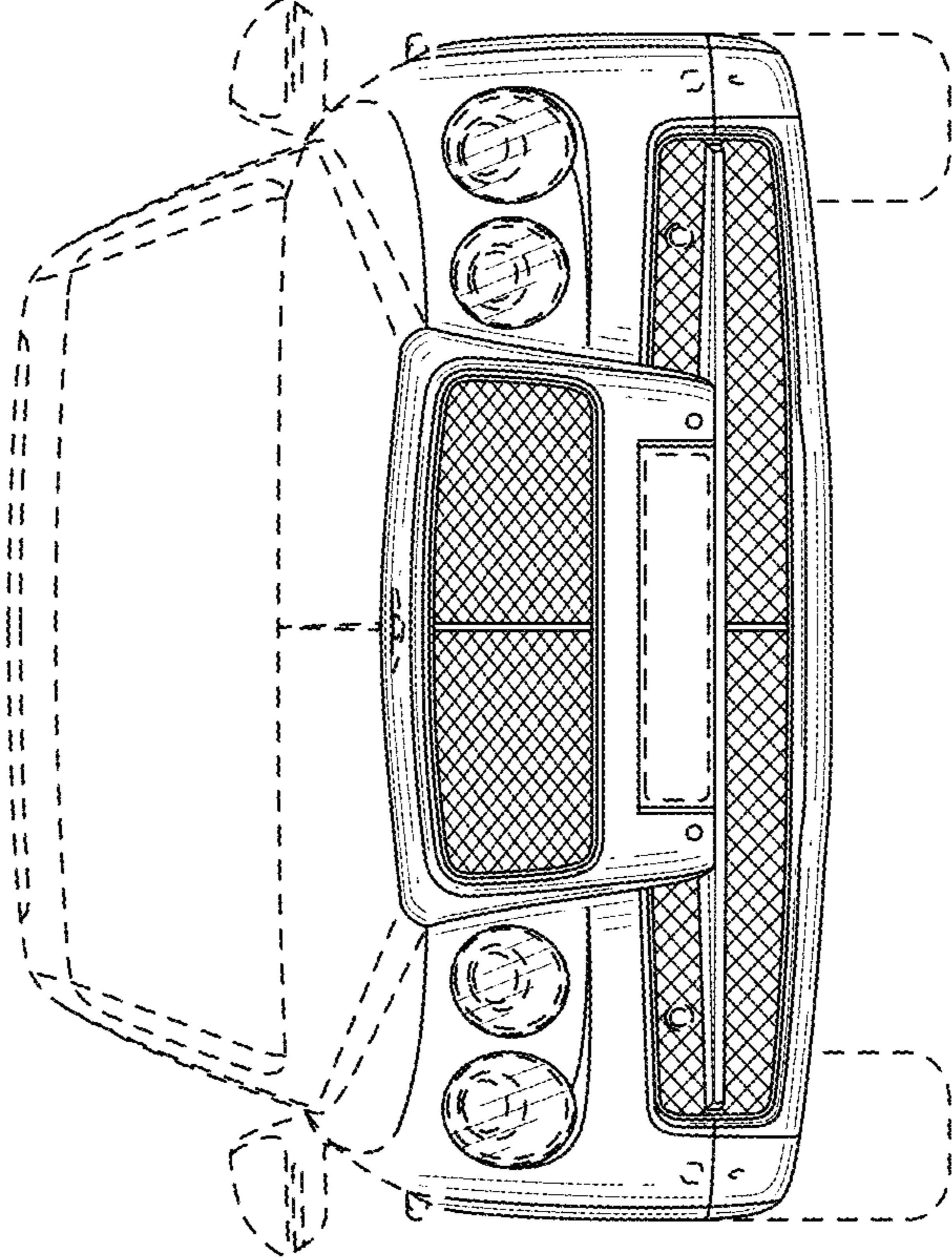


FIG. 2

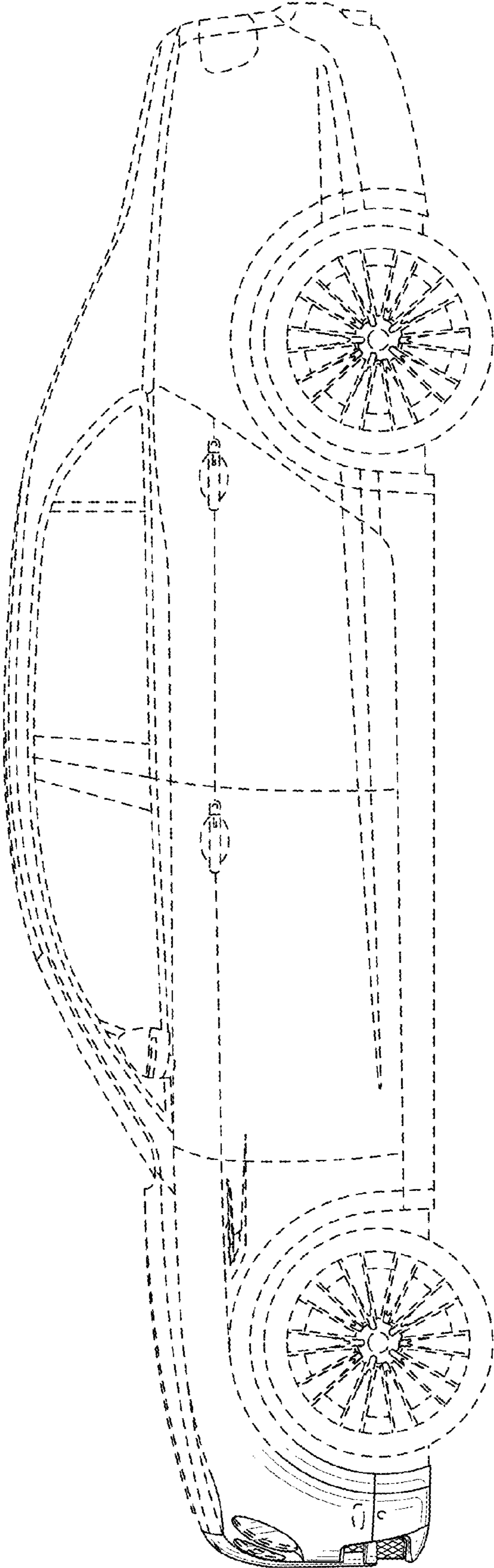


FIG. 3

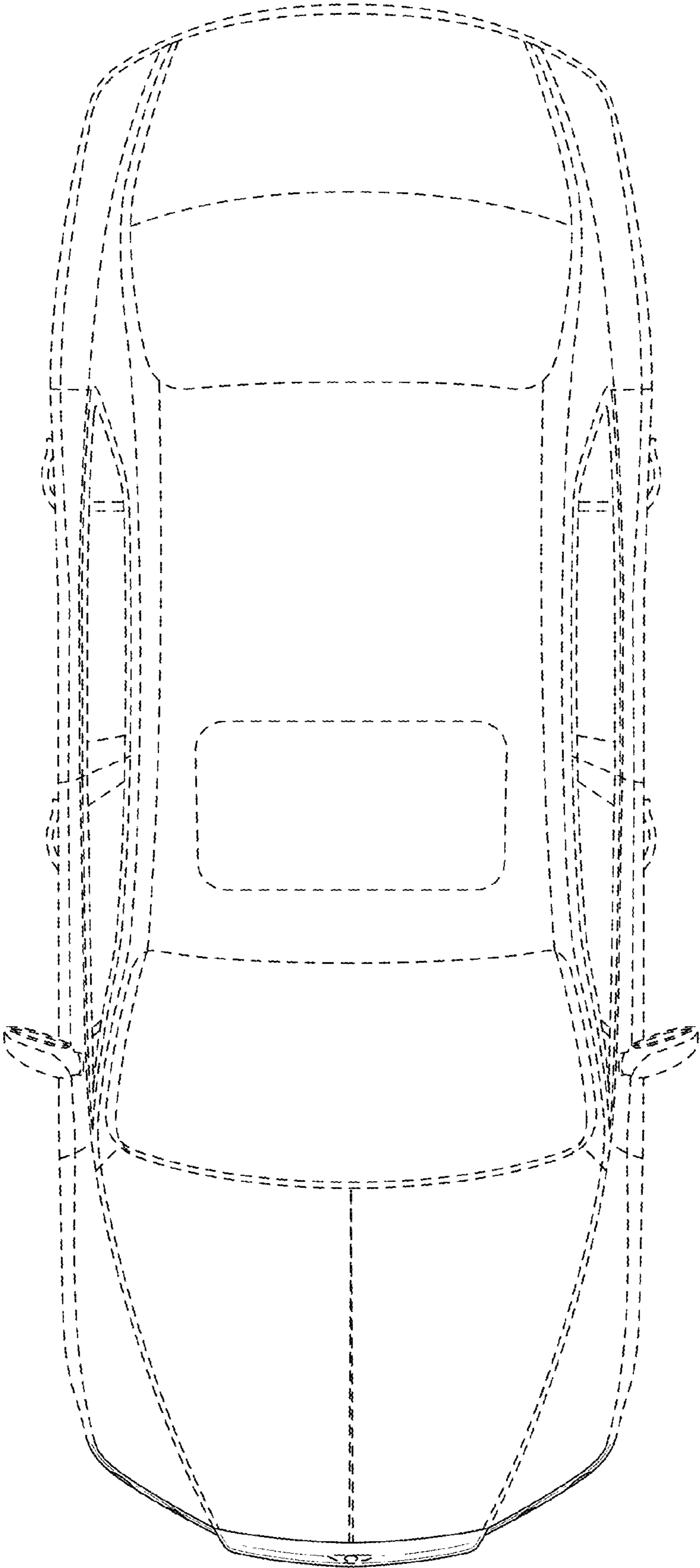


FIG. 4