



US00D753029S

(12) **United States Design Patent**  
**Talsma**

(10) **Patent No.:** **US D753,029 S**  
(45) **Date of Patent:** **\*\* Apr. 5, 2016**

(54) **GRILL FOR VEHICLE**

FOREIGN PATENT DOCUMENTS

(71) Applicant: **Volvo Car Corporation**, Gothenburg  
(SE)

EM 000869136-001 1/2008  
EM 001903550-003 8/2011  
EM 001903667-003 8/2011

(72) Inventor: **Fedde Talsma**, Rotterdam (NL)

OTHER PUBLICATIONS

(73) Assignee: **Volvo Car Corporation**, Gothenburg  
(SE)

Volvo XC70 Model Year 2014, publically revealed Feb. 19, 2013  
<<<https://www.media.volvocars.com/global/en-gb/media/photos/47845>>> (1 page).

(\*\*) Term: **14 Years**

Volvo V60 Model Year 2014, publically revealed Feb. 19, 2013  
<<<https://www.media.volvocars.com/global/en-gb/models/v60/2014/photos>>> (1 page).

(21) Appl. No.: **29/510,876**

Volvo V60 Model Year 2011, publically revealed Jul. 5, 2010  
<<<https://www.media.volvocars.com/global/en-gb/models/v60/2011/photos>>> (1 page).

(22) Filed: **Dec. 4, 2014**

Volvo S60 Model Year 2011, publically revealed Feb. 9, 2010  
<<<https://www.media.volvocars.com/global/en-gb/models/s60/2011/photos>>> (1 page).

(30) **Foreign Application Priority Data**

Jun. 4, 2014 (EM) ..... 002477059

\* cited by examiner

(51) **LOC (10) Cl.** ..... **12-16**

*Primary Examiner* — Melody N. Brown

(52) **U.S. Cl.**  
USPC ..... **D12/163**

(74) *Attorney, Agent, or Firm* — Renner, Otto, Boisselle & Sklar, LLP

(58) **Field of Classification Search**  
USPC ..... D12/163, 196, 86, 90–92, 171, 169,  
D12/216; 180/68.1, 68.6; 293/193.11  
CPC ..... B62D 25/08; B62B 9/16; B60K 11/08;  
B60R 19/52

(57) **CLAIM**

The ornamental design for a grill for vehicle, as shown and described.

See application file for complete search history.

**DESCRIPTION**

(56) **References Cited**

FIG. 1 is a front left perspective view of a grill for vehicle showing my new design.

FIG. 2 is a front right perspective view thereof.

FIG. 3 is a front view thereof.

FIG. 4 is a right side view thereof.

FIG. 5 is a left side view thereof.

FIG. 6 is a rear view thereof; and,

FIG. 7 is a top view thereof.

U.S. PATENT DOCUMENTS

D712,321 S \* 9/2014 Mays ..... D12/163  
D722,923 S \* 2/2015 George ..... D12/163  
D727,220 S \* 4/2015 Rugar ..... D12/163  
D727,223 S \* 4/2015 Grake ..... D12/163  
D737,736 S \* 9/2015 Iwai ..... D12/163

**1 Claim, 7 Drawing Sheets**






FIG. 1



FIG. 2




FIG. 3




FIG. 4




FIG. 5




FIG. 6




FIG. 7