



US00D753023S

(12) **United States Design Patent**
Villevoye et al.

(10) **Patent No.:** **US D753,023 S**
(45) **Date of Patent:** **** Apr. 5, 2016**

(54) **MOTOR VEHICLE, TOY AND/OR REPLICA**

(71) Applicant: **Dr. Ing. h.c. F. Porsche**
Aktiengesellschaft, Stuttgart (DE)

(72) Inventors: **Marc Villevoye, Ludwigsburg (DE);**
Frank Daniel, Ilvesheim (DE)

(73) Assignee: **Dr. Ing. h.c. F. Porsche**
Aktiengesellschaft, Stuttgart (DE)

(**) Term: **14 Years**

(21) Appl. No.: **29/519,199**

(22) Filed: **Mar. 3, 2015**

(30) **Foreign Application Priority Data**

Sep. 9, 2014 (DE) 40 2014 100 841

(51) **LOC (10) Cl.** **12-08**

(52) **U.S. Cl.**
USPC **D12/88; D12/92**

(58) **Field of Classification Search**
USPC D12/86, 90-92, 88; D21/421, 433, 434;
296/181.1, 181.5

CPC B62D 35/00; B62D 25/00; B62D 25/06;
B62D 33/00

See application file for complete search history.

(56) **References Cited**

U.S. PATENT DOCUMENTS

D320,368 S	10/1991	Dimson	
D327,039 S	6/1992	Dimson	
D365,782 S *	1/1996	Reynard D12/88
D411,139 S	6/1999	Lai	
D417,414 S	12/1999	Mobius	
D436,061 S	1/2001	Mobius	
D438,144 S *	2/2001	Hettler D12/88
D438,145 S	2/2001	Hatter	
D468,238 S	1/2003	Bhambra	
D491,843 S *	6/2004	Giugiaro D12/88

D497,327 S	10/2004	Lai	
D507,207 S	7/2005	Larson	
D507,510 S	7/2005	Larson	
D512,341 S	12/2005	Larson	
D526,598 S *	8/2006	Singer D12/88
D528,056 S	9/2006	Lai	
D547,240 S	7/2007	Kulla	
D547,698 S	7/2007	Kulla	
D549,614 S	8/2007	Kulla	
D560,557 S	1/2008	Kulla	
D589,403 S	3/2009	Saracoglu	
D590,301 S	4/2009	Saracoglu	
D597,442 S *	8/2009	Steinhauser D12/88
D605,560 S	12/2009	Kulla	
D606,456 S	12/2009	Saracoglu	
D606,902 S	12/2009	Saracoglu	
D606,903 S	12/2009	Saracoglu	
D607,779 S	1/2010	Kulla	
D607,780 S	1/2010	Larson	
D610,488 S	2/2010	Kulla	

(Continued)

Primary Examiner — Melody N Brown

(74) *Attorney, Agent, or Firm* — RatnerPrestia

(57) **CLAIM**

The ornamental design for a motor vehicle, toy and/or replica, as shown and described.

DESCRIPTION

FIG. 1 is a front perspective view of a motor vehicle, toy and/or replica;

FIG. 2 is a rear perspective view thereof;

FIG. 3 is a right side elevation view thereof;

FIG. 4 is a left side elevation view thereof;

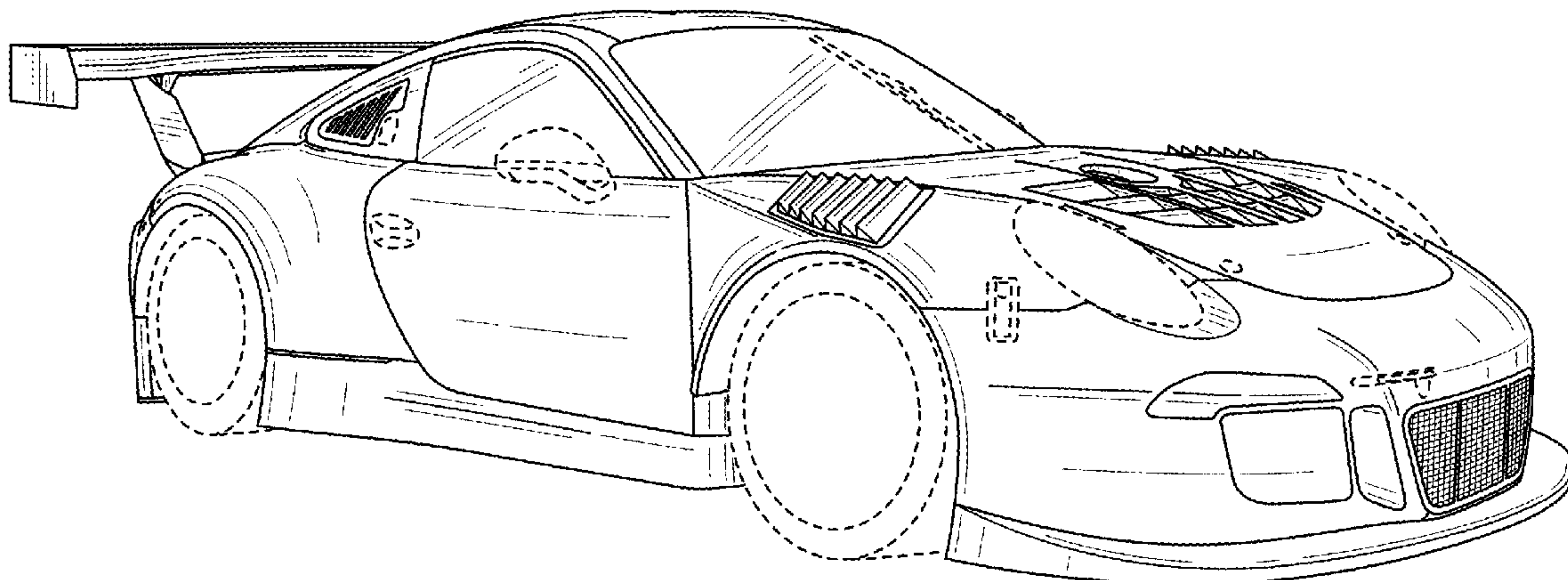
FIG. 5 is a front elevation view thereof;

FIG. 6 is a rear elevation view thereof; and,

FIG. 7 is a top plan view thereof.

The broken line showing of the motor vehicle, toy and/or replica is for the purpose of illustrating portions of the motor vehicle, toy and/or replica and forms no part of the claimed design.

1 Claim, 7 Drawing Sheets



(56)

References Cited

U.S. PATENT DOCUMENTS

D623,557 S 9/2010 Kulla
D641,665 S 7/2011 Larson
D661,228 S 6/2012 Armbruster
D663,240 S 7/2012 Schienhutte
D669,001 S 10/2012 Varga
D684,896 S 6/2013 Schienhutte

D701,146 S 3/2014 Varga
D704,099 S 5/2014 Varga
D705,131 S 5/2014 Larson
D715,690 S * 10/2014 Perini D12/88
D717,698 S * 11/2014 Beaven D12/92
D731,929 S * 6/2015 Schramm D12/92
D740,175 S * 10/2015 Bischoff D12/92
D742,280 S * 11/2015 Schramm D12/88

* cited by examiner

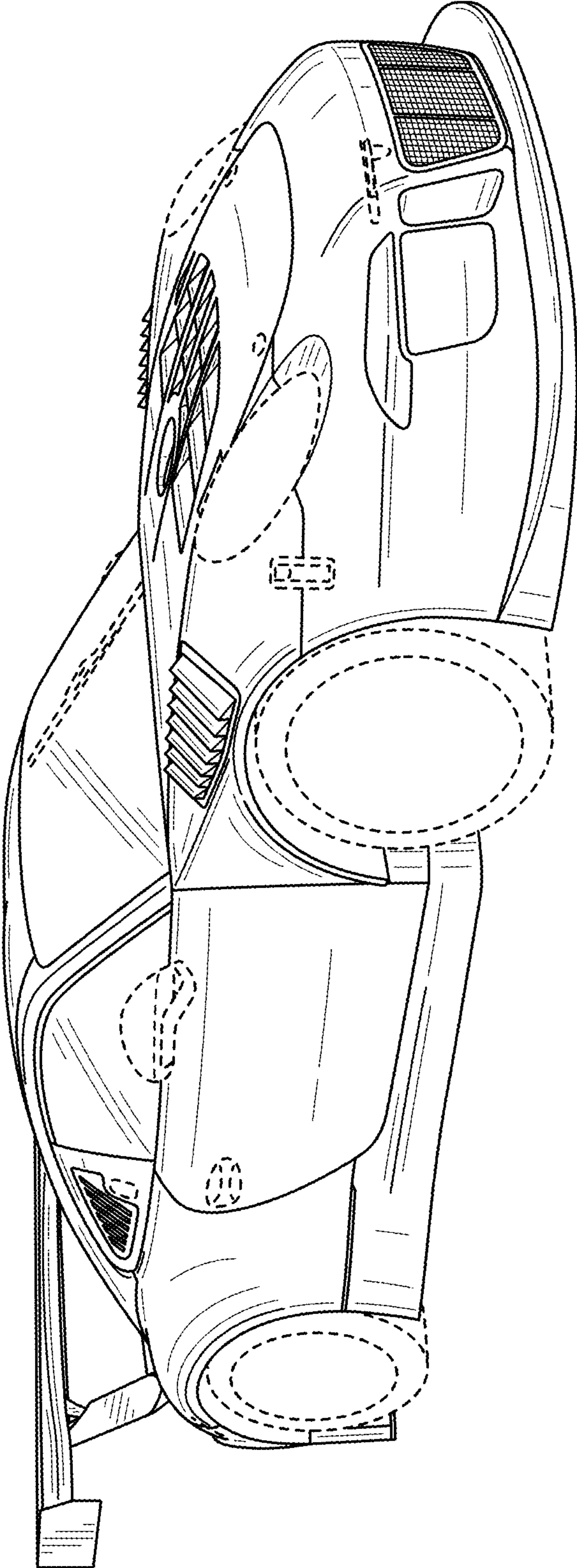


FIG. 1

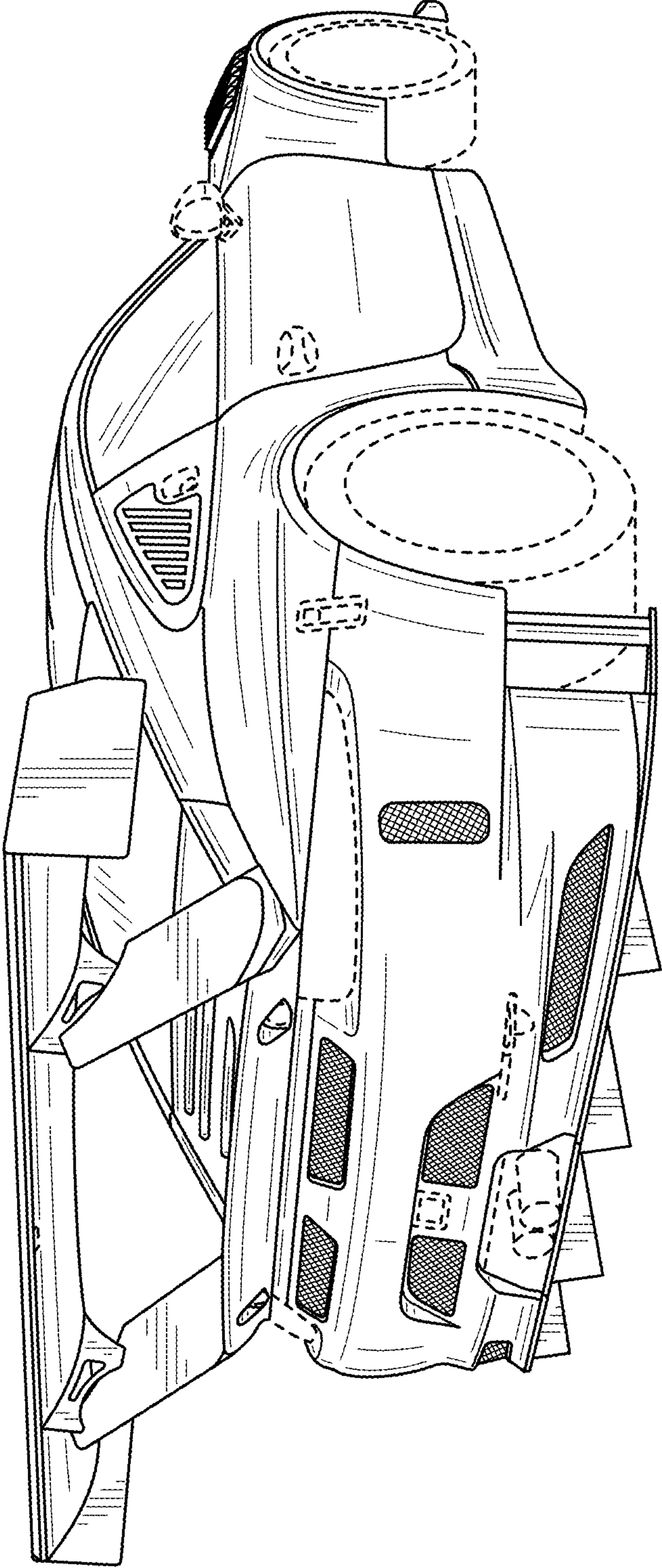


FIG. 2

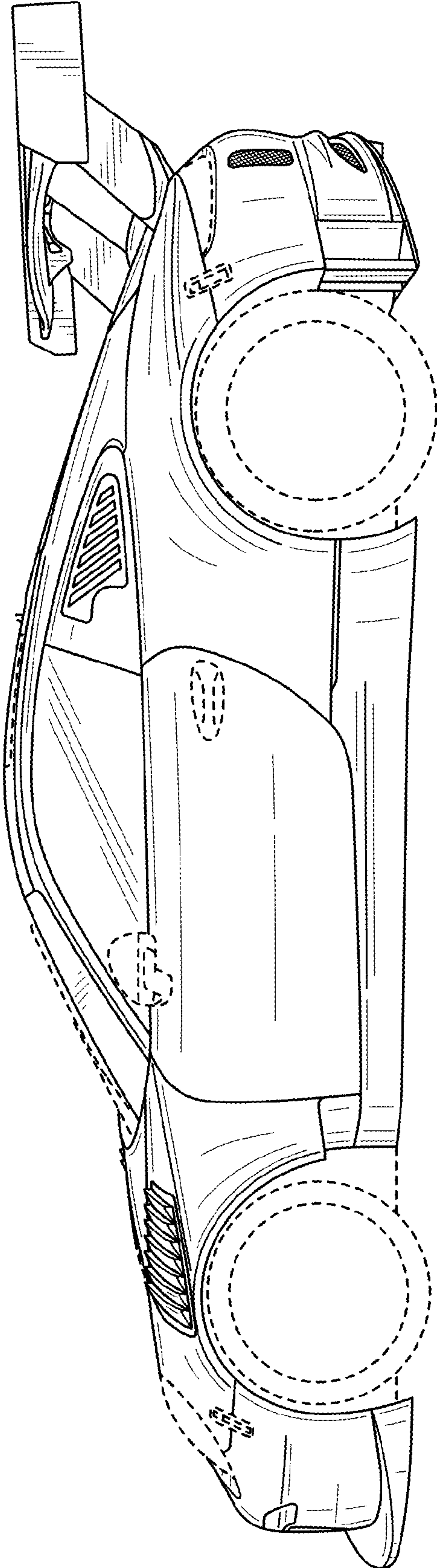


FIG. 3

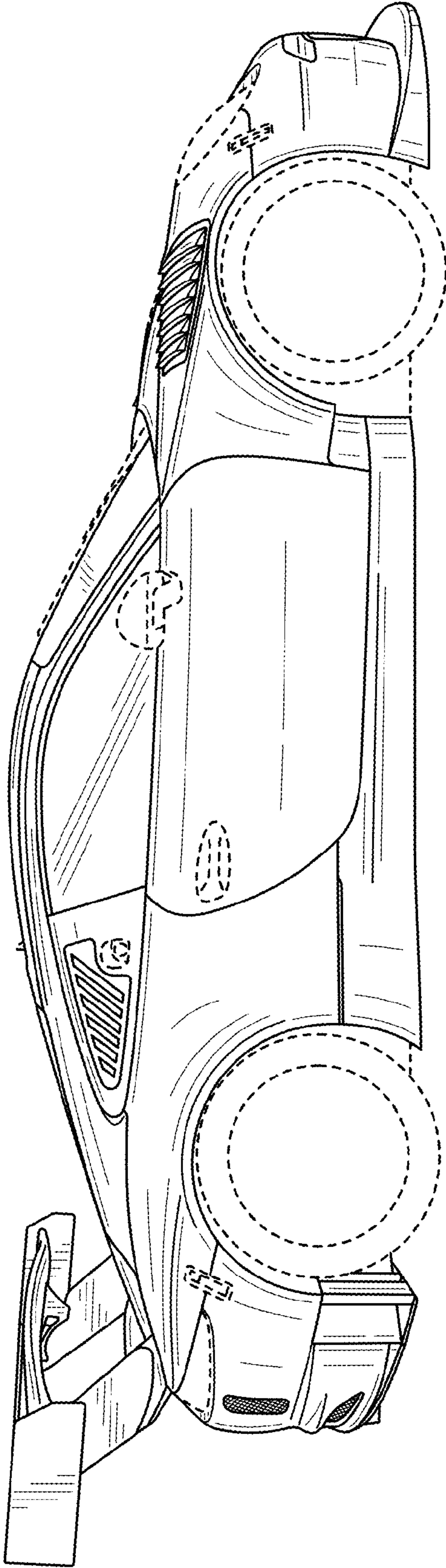


FIG. 4

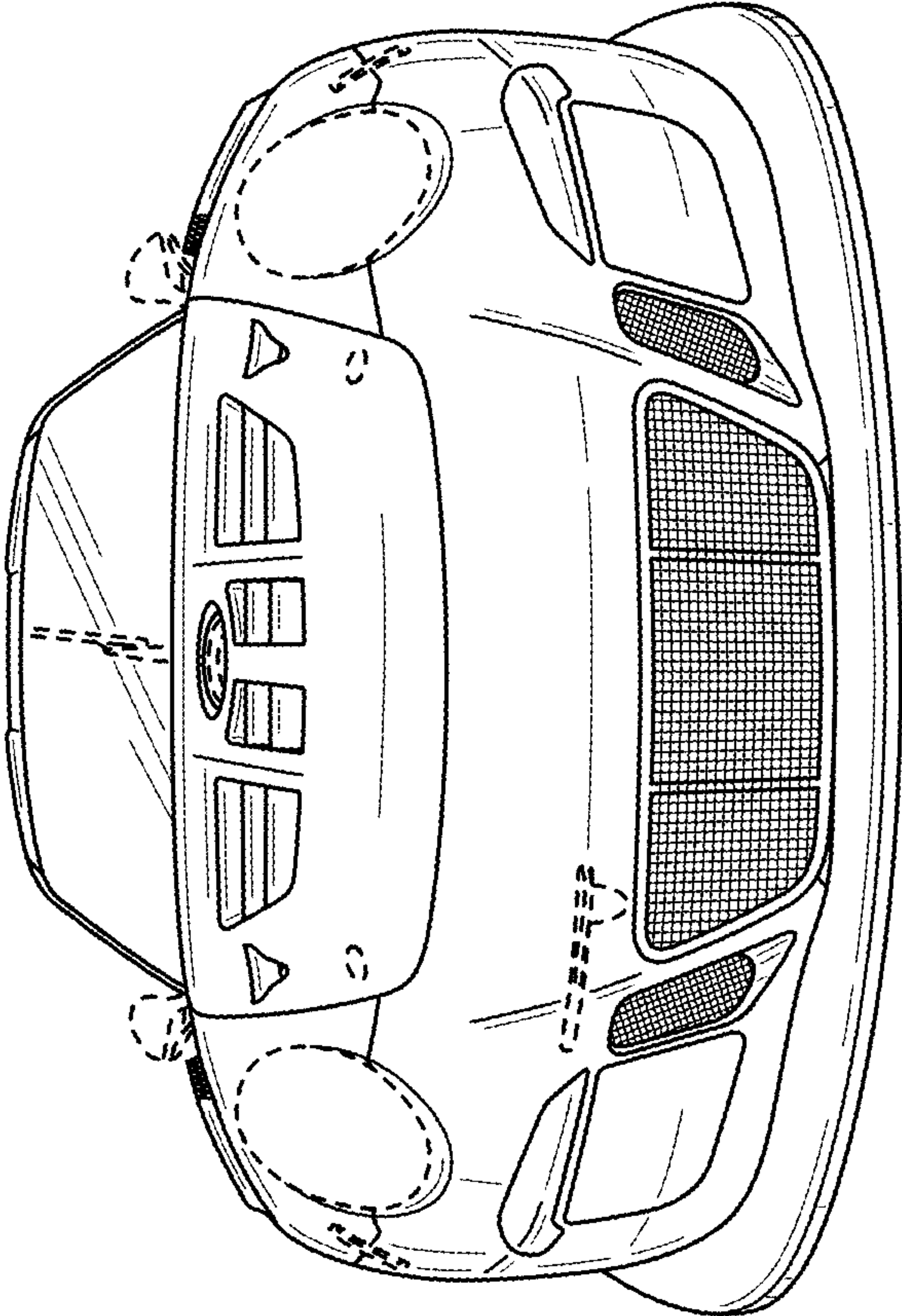


FIG. 5

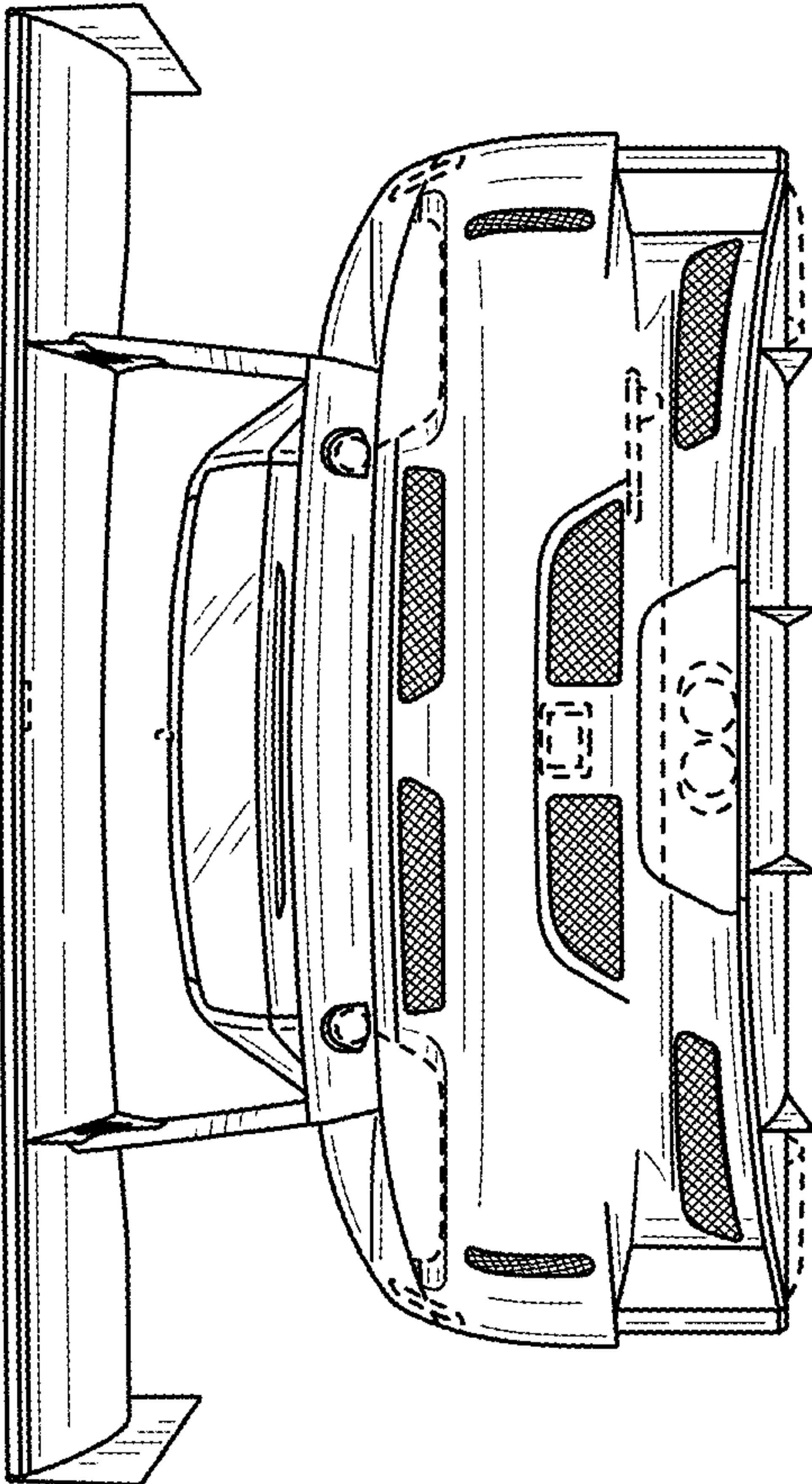


FIG. 6

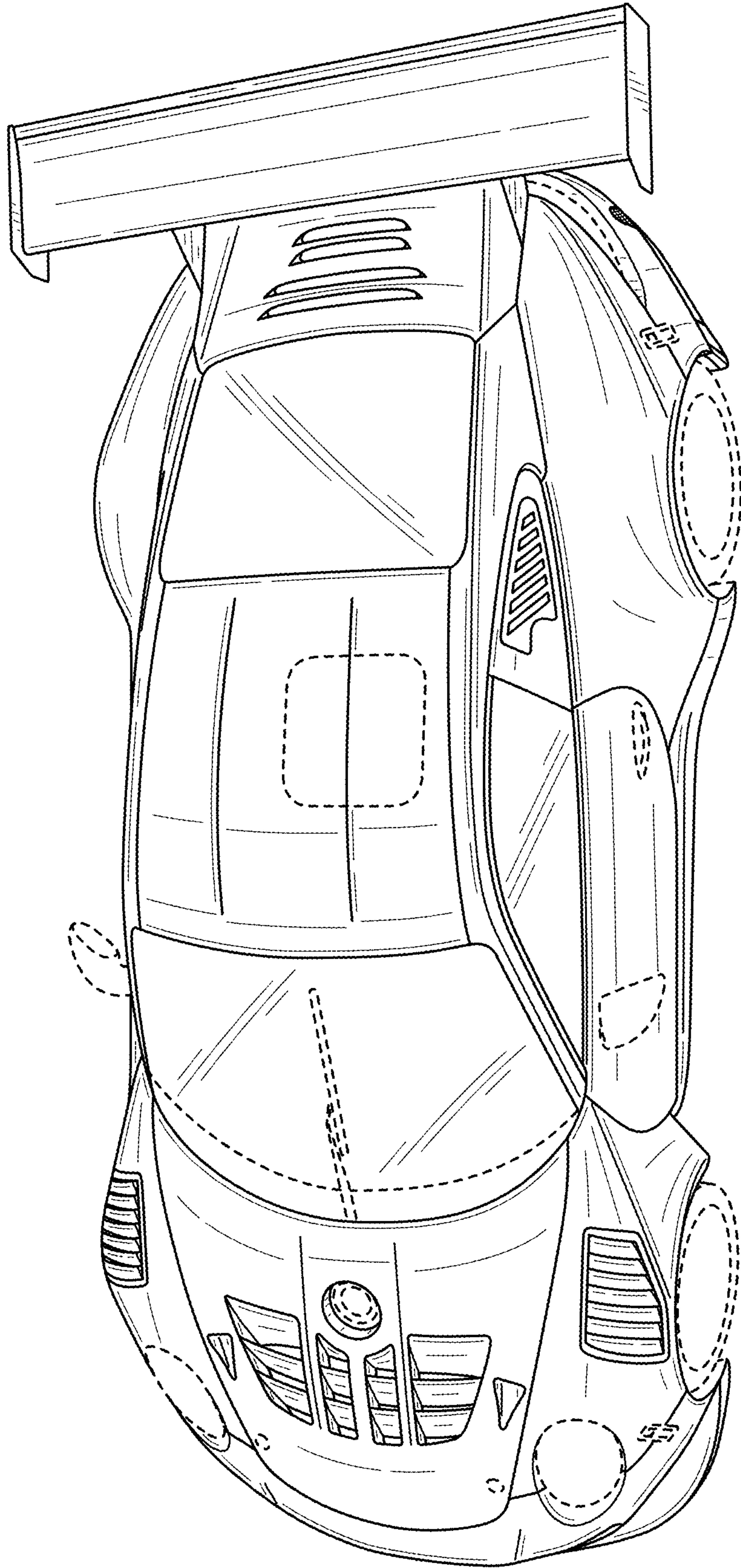


FIG. 7